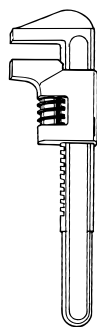


## TOOLS

## FACTORY TOOLS



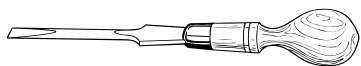
24731



113228



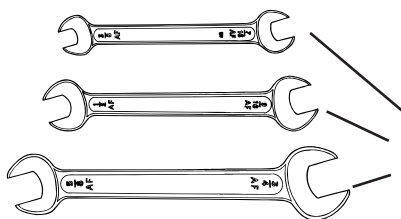
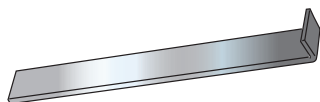
146366



108674



119257

109316  
109318  
109317

118971



52203



500905

Part No.	Description	No. Off	Current Prices on Website
----------	-------------	---------	---------------------------

**TOOL POUCHES**

24731	<b>Tool Roll</b> , black vinyl with shoe string tie; seems to be original for TR4 and TR4A	1	
-------	--	---	--

146366	<b>Tool Roll</b> , blue vinyl with embossed Triumph shield emblem and snap enclosure; may have been used on some TR4A's	1	
--------	---	---	--

**OPEN-END WRENCHES, "Superslim"**

109316	<b>Spanner</b> , 3/8-inch and 7/16-inch	1	
--------	---	---	--

109318	<b>Spanner</b> , 1/2-inch and 9/16-inch	1	
--------	---	---	--

109317	<b>Spanner</b> , 5/8-inch and 3/4-inch	1	
--------	--	---	--

**MISCELLANEOUS TOOLS**

108674	<b>Screwdriver</b> , with wooden handle	1	
--------	---	---	--

113228	<b>Adjustable Spanner</b>	1	
--------	---------------------------	---	--

119257	<b>Grease Gun</b>	1	
--------	-------------------	---	--

118971	<b>Removal Tool</b> , headlamp rim	1	
--------	------------------------------------	---	--


52203	<b>Removal Tool</b> , tire valve core	1	
-------	---------------------------------------	---	--

500905	<b>Distributor Tool</b> ; Lucas screwdriver with feeler gauge	1	
--------	---	---	--

Section Continues On Next Page

# TOOLS

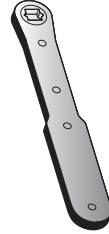
## FACTORY TOOLS—Continued




109319




132742



110775



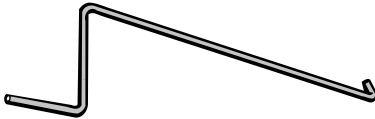
110774/L



212677/UP



212677



UKC4389

Part No.	Description	No. Off	Current Prices on Website
----------	-------------	---------	---------------------------

### TUBE SPANNERS

109319	<b>Tube Spanner</b> , .50-inch and .56-inch	1	
109320	<b>Tube Spanner</b> , spark plugs	1	
132742	<b>Tommy Bar</b> , for turning tube spanners	1	

### JACK AND RATCHET, TR4 only

110774/L	<b>Lifting Jack</b> , painted red	1	
110775	<b>Ratchet Handle</b> , for jack	1	


### SCISSORS JACK AND HANDLE, TR4A

212677	<b>Jack Assembly</b> , dip-painted black	1	
212677/UP	<b>Jack Assembly</b> , unpainted to allow you to paint it a different colour or to do a concours type paint job	1	
UKC4389	<b>Crank Handle</b> , for lifting jack; black powder coat finish	1	

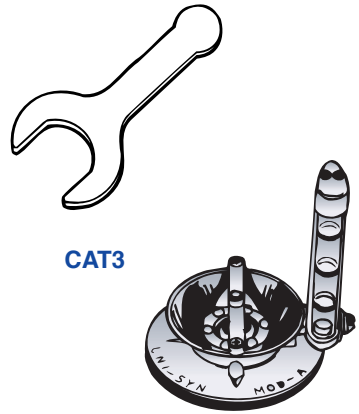
## TOOLS

## SERVICE TOOLS

*“The Right Tools for Doing the Job”*

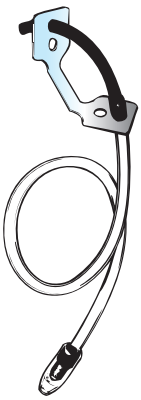


GUCT500



CAT3

CAT2



GIT20



RFT112



RFN1425

Part No.	Description	No. Off	Current Prices on Website
----------	-------------	---------	---------------------------

### CARBURETTOR ADJUSTING TOOLS

CAT2	<b>Unisyn Air Flow Meter;</b> for synchronizing multiple carbs	1	
CAT3	<b>Wrench,</b> adjusting, SU H6 carbs	1	
GUCT500	<b>Colortune Tune-up Kit;</b> allows you to set your fuel mixture by observing the colour of combustion inside your cylinders	1	

### BRAKE BLEEDING TOOLS

GIT20	<b>Visi-bleed;</b> Girling one-person bleeding system	1	
RFT112	<b>Eezi-bleed,</b> one-person bleeding system using air pressure from a spare tire	1	
RFN1425	<b>Bottle,</b> brake bleeder, 16 ounce bottle; includes cap, hose, and lanyard for keeping it in place while in use	1	


# TOOLS

## WIRE WHEEL TOOLS

*"You're Thor...?"*




RFT127



CCP1098




AHH5839



108450



C27290



RFT107



WWSB183



RFT132

Part No.	Description	No. Off	Current Prices on Website
----------	-------------	---------	---------------------------

### WIRE WHEEL TOOLS

#### THOR HAMMERS

108450	<b>Thor Hammer</b> , smaller size, two copper faces, Triumph type	1	
C27290	<b>Thor Hammer</b> , larger size, one copper face and one leather face, Jaguar type	1	
RFT107	<b>Thor Hammer</b> , smaller size, with lead head	1	

#### WRENCHES


AHH5839	<b>Knock-off Wrench</b> , for octagonal knock-offs	1	
CCP1098	<b>Knock-off Wrench</b> , for eared knock-offs; made with laminated wood to project your nuts	1	
RFT122	<b>Knock-off Wrench</b> , long-handled, for two eared-nuts	1	
RFT123	<b>Knock-off Wrench</b> , long-handled, for octagonal nuts	1	
WWSB183	<b>Cleaning Brush</b> , spokes	1	
RFT127	<b>Accu-Gauge Tire Pressure Gauge</b> ; high-quality pressure gauge with a hose and the ability to bleed off air to adjust tire pressures accurately	1	

## TOOLS

### COIL SPRING COMPRESSORS

#### *“The Safe Way to Compress Your Front Springs”*


TRF’s spring compressor tools are made based on the factory tools. After removing the front shock absorber, a threaded rod is fitted up through the center of the spring in place of the shock absorber. A special plate is then placed under the spring pan and a nut is used to compress the spring. The hardware securing the spring pan to the lower wishbones is removed, and the nut on the lower portion of the rod is loosened allowing the operator to safely release the tension of the coil spring.



**RFT102**

Part No.	Description	No. Off	Current Prices on Website
<b>SPRING COMPRESSORS</b>			
RFT102	<b>Spring Compressor Tool</b> , TR2, TR3, TR4	1	
RFT103	<b>Spring Compressor Tool</b> , TR4A, TR250, TR6	1	
RFT104	<b>Spring Compressor Tool</b> , TR2, TR3, TR4, TR4A, TR250, TR6; includes both bottom plates to service all of the models listed	1	

### CLUTCH ALIGNMENT



**KB33-19**

Part No.	Description	No. Off	Current Prices on Website
<b>CLUTCH ALIGNMENT TOOL</b>			
KB33-19	<b>Clutch Alignment Tool</b> , TR4, TR4A	1	

# HARDWARE

## BRITISH HARDWARE CATALOGUE

*“Not the Stuff You Can Find at the Local Hardware Store”*

TRF takes hardware seriously. Part of the enjoyment of what we do is to find or produce the correct hardware for the application. We buy most of our hardware from reputable sources in England so that what you get is correct for your car.



Set Screw



Bolt



Hex Nut



Jam Nut



Slotted Nut



Thin Nyloc Nut



Thick Nyloc Nut



Lock Washer



Plain Washer



Cotter Pin



Supergrip Hose Clip

Part No.	Description	No. Off	Current Prices on Website
----------	-------------	---------	---------------------------

**SET SCREWS**, hex head, U.N.F. threads; set screws are threaded all the way up to the heads



**SET SCREWS**, 1/4-inch diameter; 7/16-inch wrench size

HU704	<b>Screw</b> , set, 1/2-inch length	A/R
HU705	<b>Screw</b> , set, 5/8-inch length	A/R
HU706	<b>Screw</b> , set, 3/4-inch length	A/R
HU706P	<b>Screw</b> , set, 3/4-inch length, pointed end	A/R

HU707	<b>Screw</b> , set, 7/8-inch length	A/R
HU708	<b>Screw</b> , set, 1-inch length	A/R



**SET SCREWS**, 5/16-inch diameter, 1/2-inch wrench size

HU806	<b>Screw</b> , set, 3/4-inch length	A/R
HU807	<b>Screw</b> , set, 7/8-inch length	A/R
HU808	<b>Screw</b> , set, 1-inch length	A/R
HU809	<b>Screw</b> , set, 1 1/8-inch length	A/R
HU810	<b>Screw</b> , set, 1 1/4-inch length	A/R







**SET SCREWS**, 3/8-inch diameter, 9/16-inch wrench size

HU906	<b>Screw</b> , set, 3/4-inch length	A/R
HU907	<b>Screw</b> , set, 7/8-inch length	A/R
HU908	<b>Screw</b> , set, 1-inch length	A/R
HU909	<b>Screw</b> , set, 1 1/8-inch length	A/R
HU910	<b>Screw</b> , set, 1 1/4-inch length	A/R
HU912	<b>Screw</b> , set, 1 1/2-inch length	A/R
HU916	<b>Screw</b> , set, 2-inch length	A/R

Section Continues On Next Page







## HARDWARE

## BRITISH HARDWARE CATALOGUE—Continued

Part No.	Description	No. Off	Current Prices on Website
	<b>BOLTS</b> , hex head, U.N.F. threads; bolts are threaded only part way up		
	<b>BOLTS</b> , 1/4-inch diameter; 7/16-inch wrench size		
HB708	<b>Bolt</b> , 1-inch length	A/R	
HB709	<b>Bolt</b> , 1 1/8-inch length	A/R	
HB710	<b>Bolt</b> , 1 1/4-inch length	A/R	
HB711	<b>Bolt</b> , 1 3/8-inch length	A/R	
HB712	<b>Bolt</b> , 1 1/2-inch length	A/R	
HB716	<b>Bolt</b> , 2-inch length	A/R	
HB720	<b>Bolt</b> , 2 1/2-inch length	A/R	
	<b>BOLTS</b> , 5/16-inch diameter, 1/2-inch wrench size		
HB808	<b>Bolt</b> , 1-inch length	A/R	
HB810	<b>Bolt</b> , 1 1/4-inch length	A/R	
HB812	<b>Bolt</b> , 1 1/2-inch length	A/R	
HB814	<b>Bolt</b> , 1 3/4-inch length	A/R	
HB816	<b>Bolt</b> , 2-inch length	A/R	
HB818	<b>Bolt</b> , 2 1/4-inch length	A/R	
HB820	<b>Bolt</b> , 2 1/2-inch length	A/R	
HB822	<b>Bolt</b> , 2 3/4-inch length	A/R	
HB824	<b>Bolt</b> , 3 inch length	A/R	
	<b>BOLTS</b> , 3/8-inch diameter, 9/16-inch wrench size		
HB912	<b>Bolt</b> , 1 1/2-inch length	A/R	
HB914	<b>Bolt</b> , 1 3/4-inch length	A/R	
HB916	<b>Bolt</b> , 2-inch length	A/R	
HB918	<b>Bolt</b> , 2 1/4-inch length	A/R	
HB920	<b>Bolt</b> , 2 1/2-inch length	A/R	
HB922	<b>Bolt</b> , 2 3/4-inch length	A/R	
HB924	<b>Bolt</b> , 3-inch length	A/R	
HB928	<b>Bolt</b> , 3 1/2-inch length	A/R	
HB932	<b>Bolt</b> , 4-inch length	A/R	
	<b>NUTS</b> , hex; U.N.F. threads		
HN2005	<b>Nut</b> , no. 10	A/R	
HN2007	<b>Nut</b> , 1/4-inch diameter; 7/16-inch wrench size	A/R	
HN2008	<b>Nut</b> , 5/16-inch diameter, 1/2-inch wrench size	A/R	
HN2009	<b>Nut</b> , 3/8-inch diameter, 9/16-inch 9/16-inch wrench size	A/R	
HN2010	<b>Nut</b> , 7/16-inch diameter, 5/8-inch wrench size	A/R	

# HARDWARE

## BRITISH HARDWARE CATALOGUE—Continued

Part No.	Description	No. Off	Current Prices on Website
	<b>JAM NUTS</b> , hex; U.N.F. threads		
JN2107	<b>Nut</b> , jam, 1/4-inch diameter; 7/16-inch wrench size	A/R	
JN2108	<b>Nut</b> , jam, 5/16-inch diameter, 1/2-inch wrench size	A/R	
JN2109	<b>Nut</b> , jam, 3/8-inch diameter, 9/16-inch wrench size	A/R	
	<b>SLOTTED NUTS</b> , hex; U.N.F. threads		
LN2209	<b>Nut</b> , slotted, 3/8-inch diameter	A/R	
LN2210	<b>Nut</b> , slotted, 7/16-inch diameter	A/R	
LN2211	<b>Nut</b> , slotted, 1/2-inch diameter	A/R	
LN2212	<b>Nut</b> , slotted, 9/16-inch diameter	A/R	
	<b>THIN NYLOC NUTS</b> , hex, U.N.F. threads		
TN3207	<b>Nut</b> , thin nyloc, 1/4-inch diameter	A/R	
TN3208	<b>Nut</b> , thin nyloc, 5/16-inch diameter	A/R	
TN3209	<b>Nut</b> , thin nyloc, 3/8-inch diameter	A/R	
TN3210	<b>Nut</b> , thin nyloc, 7/16-inch diameter	A/R	
TN3211	<b>Nut</b> , thin nyloc, 1/2-inch diameter	A/R	
TN3212	<b>Nut</b> , thin nyloc, 9/16-inch diameter	A/R	
	<b>THICK NYLOC NUTS</b> , hex; U.N.F. threads		
YN2907	<b>Nut</b> , full nyloc, 1/4-inch diameter	A/R	
YN2908	<b>Nut</b> , full nyloc, 5/16-inch diameter	A/R	
YN2909	<b>Nut</b> , full nyloc, 3/8-inch diameter	A/R	
YN2910	<b>Nut</b> , full nyloc, 7/16-inch diameter	A/R	
YN2911	<b>Nut</b> , full nyloc, 1/2-inch diameter	A/R	
YN2912	<b>Nut</b> , full nyloc, 9/16-inch diameter	A/R	
	<b>LOCK WASHERS</b>		
WL205	<b>Washer</b> , lock, no. 10	A/R	
WL207	<b>Washer</b> , lock, 1/4-inch	A/R	
WL208	<b>Washer</b> , lock, 5/16-inch	A/R	
WL209	<b>Washer</b> , lock, 3/8-inch	A/R	
WL210	<b>Washer</b> , lock, 7/16-inch	A/R	
WL211	<b>Washer</b> , lock, 1/2-inch	A/R	
	<b>PLAIN WASHERS</b> ; standard sizes		
WP5	<b>Washer</b> , plain, no. 10 I.D.	A/R	
WP7	<b>Washer</b> , plain, 1/4-inch I.D.	A/R	
WP8	<b>Washer</b> , plain, 5/16-inch I.D.	A/R	
WP9	<b>Washer</b> , plain, 7/16-inch I.D.	A/R	
WM57	<b>Washer</b> , plain, 1/4-inch ID, 3/4-inch O.D.	A/R	

Section Continues On Next Page



## HARDWARE

## BRITISH HARDWARE CATALOGUE—Continued

Part No.	Description	No. Off	Current Prices on Website
----------	-------------	---------	---------------------------

**COTTER PINS;** split pins

PC5	<b>Pin</b> , cotter, 1/16-inch diameter, 7/16-inch length	A/R
PC7	<b>Pin</b> , cotter, 1/16-inch diameter, 1/2-inch length	A/R
PC8	<b>Pin</b> , cotter, 1/16-inch diameter, 5/8-inch length	A/R
PC9	<b>Pin</b> , cotter, 3/32-inch diameter, 3/4-inch length	A/R
PC10	<b>Pin</b> , cotter, 3/32-inch diameter, 7/8-inch length	A/R
PC11	<b>Pin</b> , cotter, 3/32-inch diameter, 1-inch length	A/R
PC18	<b>Pin</b> , cotter, 3/32-inch diameter, 1-1/8-inch length	A/R
PC20	<b>Pin</b> , cotter, 1/8-inch diameter, 1-inch length	A/R
PC12	<b>Pin</b> , cotter, 1/8-inch diameter, 1-1/8-inch length	A/R
PC13	<b>Pin</b> , cotter, 1/8-inch diameter, 1-1/4-inch length	A/R
PC15	<b>Pin</b> , cotter, 1/8-inch diameter, 1 5/8-inch length	A/R

**SUPERGRIP HOSES CLIPS;** original British  
wire hoses clips with screw and nut

CS4009	<b>Clip</b> , hose, 9/16-inch diameter	A/R
CS4012	<b>Clip</b> , hose, 3/4-inch diameter	A/R
CD4017	<b>Clip</b> , hose, 1 1/6-inch diameter	A/R
CS4020	<b>Clip</b> , hose, 1 1/4-inch diameter	A/R
CS4024	<b>Clip</b> , hose, 1 1/2-inch diameter	A/R
CS4029	<b>Clip</b> , hose, 1 13/16-inch diameter	A/R
CS4032	<b>Clip</b> , hose, 2-inch diameter	A/R
CS4038	<b>Clip</b> , hose, 2-3/8-inch diameter	A/R

## CONSUMABLES



GILMA



SBF32



CAGL4



CAWB1



TRFC111



TRFC101



TRFC102

## BRAKE AND CLUTCH FLUIDS

Part No.	Description	No. Off	Current Prices on Website
GILMA	<b>Castrol Brake and Clutch Fluid</b> , as recommended by Girling, 12 ounce bottle	A/R	
SBF32	<b>Silicone Brake and Clutch Fluid</b> , 32 ounce bottle	A/R	

## CASTROL BRAND OIL AND GREASE

*“Genuine Castrol Brand Oil and Grease Available at TRF”*

Part No.	Description	No. Off	Current Prices on Website
CAGL4	<b>Castrol Hypoy GL4 Gear Oil</b> ; for diff, gearbox, and steering rack, one quart bottle	A/R	
CAWB1	<b>Castrol Wheel Bearing Grease</b> , 16 ounce resealable tub	A/R	
CAMP1	<b>Castrol Multi-purpose Grease</b> ; for standard cartridge grease gun	A/R	

## 3M BRAND ADHESIVES

Part No.	Description	No. Off	Current Prices on Website
TRFC102	<b>Black Weatherstrip Adhesive</b> , 5 ounce	A/R	
TRFC101	<b>Trim Adhesive</b> , 16 ounce aerosol can	A/R	
TRFC111	<b>Contact Cement</b> , 32 ounce can	A/R	
TRFC112	<b>Cleaning Solvent</b> , 32 ounce can	A/R	

Please note: Adhesives cannot be shipped to California or to international destinations

Section Continues On Next Page


## CONSUMABLES



TRFC103



TRFC109



ZDDP101

## NOVUS PLASTIC POLISHES

*“Remove Scratches from Plastic Windows and Parts; Works Great”*

Part No.	Description	No. Off	Current Prices on Website
TRFC108	<b>Novus 1 Polish;</b> cleans and protects new plastic windows	A/R	
TRFC109	<b>Novus 2 Polish;</b> cleans dirty windows, removes light scratches	A/R	
TRFC135	<b>Novus 3 Polish;</b> removes heavier scratches	A/R	

## LOCTITE THREADLOCKER

Part No.	Description	No. Off	Current Prices on Website
TRFC103	<b>Loctite-brand Threadlocker,</b> no. 242 blue; remove with normal hand tools, .20 ounce tube	A/R	

## ZDDPlus ENGINE OIL ADDITIVE MAY SAVE YOUR ENGINE

Zinc and phosphorous are now being removed from engine oils. “SL” oils still retain some zinc and phosphorous, and “SM” oils may be hazardous to your engine’s health. New car manufacturers have compensated for low levels of zinc and phosphorous by fitting roller tappets and low valve spring pressures, but zinc and phosphorous are critical to long life of camshafts and tappets in engines with flat valve tappets. If you don’t know, all of the engines serviced by TRF use flat valve tappets.

You can replace the zinc and phosphorous when you perform an oil change by adding a 4 oz. bottle of ZDDPlus for every four or five quarts of oil.

Part No.	Description	No.Off	Current Prices on Website
ZDDP101	<b>ZDDPlus Engine Oil Additive;</b> restores levels of zinc and phosphorous required for long life of engines with flat valve tappets	A/R	

Section Continues On Next Page

## CONSUMABLES



### RAGG TOPP CONVERTIBLE TOP CLEANER

***“Safely Removes the Toughest Roof Soils and Stains”***

RAGG TOPP cleaner is designed for use with water to clean road film, dirt, and stains from your convertible top. This cleaner is formulated for both vinyl and fabric convertible tops. It is said to remove the toughest stains safely. The cleaner does not harm painted finishes, and it retards accumulations of grease, dirt, and the growth of mildew. RAGG TOPP cleaner comes highly recommended by the major manufacturer of convertible top materials in the U.S.A.

Part No.	Description	No.Off	Current Prices on Website
TRFC301	<b>Convertible Top Cleaner, RAGG TOPP</b> brand, 16 oz. trigger bottle	A/R	

### RAGG TOPP PROTECTANT FOR FABRIC TOPS

***“Renews and Extends Life of Fabric Tops and Tonneau Covers”***

RAGG TOPP protectant is designed to keep new tops and tonneau covers looking like new for a longer time. It also extends the life of older tops that have been neglected. RAGG TOPP protectant also restores maximum water repellancy to your fabric convertible top. This product contains no silicone...

Part No.	Description	No.Off	Current Prices on Website
TRFC302	<b>Fabric Top Protectant, RAGG TOPP</b> brand, 14 oz. aerosol can	A/R	

### RAGG TOPP VINYL TOP PROTECTANT

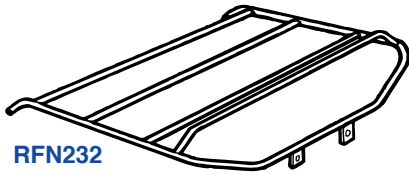
***“Maximum UV Protection with Easy to Apply Formula”***

Spray protectant onto clean top or tonneau cover, and dry with a clean towel or rag. This patented product leaves behind a protective coating that guards against UV fading, hardening, or cracking. Apply every three to five weeks from trigger bottle for maximum protection of your expensive vinyl top or tonneau cover...


Part No.	Description	No.Off	Current Prices on Website
TRFC303	<b>Vinyl Top Protectant, RAGG TOPP</b> brand, 16 oz. trigger bottle	A/R	

## ACCESSORIES AND NOVELTIES

## LUGGAGE RACKS



RFN232




AM5303

Part No.	Description	No. Off	Current Prices on Website
RFN232	<b>Luggage Rack</b> , TR4, TR4A; replica of original design, chromed; no drilling required, fits under hinges and license plate bracket	1	
AM5303	<b>Luggage Rack</b> , TR4, TR4A; bolt-on type requiring holes to be drilled, chromed; replica of Amco rack offered as an option when the cars were new	1	

## TRIUMPH TUCK BOXES

***“TRF TUCK BOXES COMMEMORATE the TRIUMPH TEAM PRIZE AT LeMANS in 1961”***

These special tuck boxes commemorate the 1961 LeMans race where Triumph won the coveted Georges Durand trophy for the highest placing team of cars. Ostensibly, TRF’s tuck boxes are replicas of boxes used for carrying spare parts to LeMans. Actually, you can use them to lock up your goodies at school, to store your race car parts, to keep your tools safe, to hide your sweaters, or for anything else that you like. Boxes are made of heavy-duty plywood and fitted with strong hinges, hasps, and side handles. They are painted in battle-ship grey and screened in blue with Triumph logos and LeMans insignia. Tuck boxes are made to order. Allow a few weeks if you need one for a special occasion, and let us know the date of the occasion when you order...

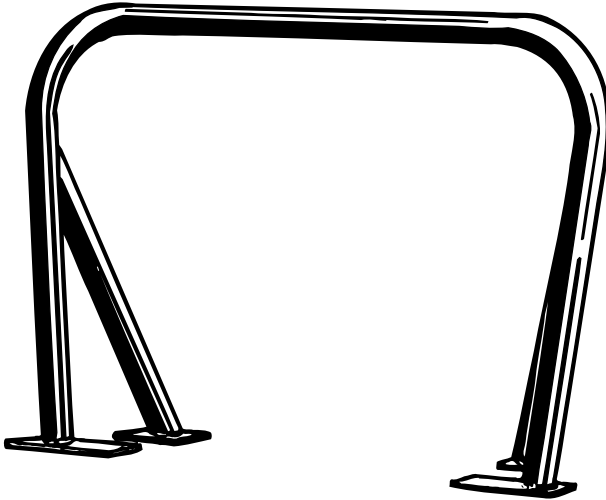


Part No.	Description	No. Off	Current Prices on Website
RFN400	<b>Triumph Tuck Box</b> , 25 in. x 19 in. x 12 in. (approx. size); plywood box, painted grey, with side handles, hinges, hasp; Triumph shield emblem, etc. as marked	A/R	NLS

## ACCESSORIES AND NOVELTIES

### ROLL-OVER BARS

No claims are made with regard to effectiveness in a crash situation



TRFCD40

Part No.	Description	No. Off	Current Prices on Website
TRFCD40	<b>Roll-over Bar</b> , street type	1	
TRFCD42	<b>Cover/Pad</b> , roll-over bar	1	

### GEAR SHIFT KNOBS

*“Lots to Choose From”*



TRF8226-7



TRF8326-7



148870

Part No.	Description	No. Off	Current Prices on Website
----------	-------------	---------	---------------------------

#### ACCESSORY GEAR SHIFT KNOBS

TRF8226-7	<b>Gearshift Knob</b> , walnut, with Triumph shield emblem	1	
TRF8326-7	<b>Gearshift Knob</b> , black vinyl, with Triumph shield emblem	1	

**ORIGINAL GEAR SHIFT KNOB** as fitted to TR250, TR6, can be used on TR4 and TR4A

148870	<b>Gearshift Knob</b> , leather covered, with silver shift pattern; nice upgrade	1	
--------	--	---	--

## ACCESSORIES AND NOVELTIES


## KEY FOBS

*“Made Exclusively for TRF in Birmingham, England”*

TRF’s car badge key fobs are made exclusively for us by a car badge manufacturer in Birmingham, England, where badges for Rolls Royce, Jaguar, Lotus, Aston-Martin, and other fine British cars have been made since the beginnings of the motor industry. Badges are hand-fired cloisonné on chromed metal. Fobs are top grain black leather with the Roadster Factory address and phone numbers stamped on the back in gold. The Roadster Factory stocks separate key fobs for each Triumph model and for MG. The key fobs specific to the TR4 and TR4A are listed here.




RFN3



RFN31



RFN32



RFN23

Part No.	Description	No. Off	Current Prices on Website
RFN30	<b>Key Fob</b> , TR4 bonnet badge in blue and white	1	
RFN31	<b>Key Fob</b> , TR4 trunk badge in chrome on black	1	
RFN32	<b>Key Fob</b> , Triumph world badge; like the TR4A bonnet badge	1	
RFN23	<b>Key Fob</b> , The Roadster Factory British flag emblem	1	

## NATIONALITY STICKERS AND FLAGS




RFN124



RFN125



RFN126



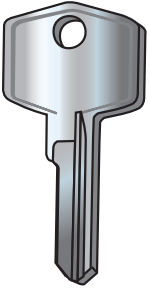
RFN127

Part No.	Description	No. Off	Current Prices on Website
RFN124	<b>Nationality Badge Sticker</b> , Great Britain, GB	A/R	
RFN125	<b>Nationality Badge Sticker</b> , United States, USA	A/R	
RFN126	<b>Flag Sticker</b> , Union Jack	A/R	
RFN127	<b>Flag Sticker</b> , United States	A/R	

## ACCESSORIES AND NOVELTIES

### KEY BLANKS

*“Don’t Wait Until You Lose Your Last Remaining Key”*




TRFKB101

Part No.



TRFKB102

Description



RFN259



KBFP1

No. Off



KBFS1

Current Prices on Website

#### ORIGINAL STYLE KEY BLANKS,

nickel plated

TRFKB102	<b>Stock Key Blank</b> , for locks coded “FP”	A/R
TRFKB101	<b>Stock Key Blank</b> , for locks coded “FS”	A/R

#### BRASS KEY BLANKS; longer key with Triumph shield

RFN259	<b>Brass Key Blank</b> , for locks coded “FP”	A/R
RFN257	<b>Brass Key Blank</b> , for locks coded “FS”	A/R

#### ORIGINAL PRE-CUT WILMONT

**BREEDON KEYS**; available in FS and FP codes, phone 800 234-1104 with your key numbers to check stock, nearly all numbers available. For a complete listing of all pre-cut keys, [please click here](#).

### LOCK SETS WITH MATCHING KEYS



RFK1557

Part No.	Description	No. Off	Current Prices on Website
RFK1557	<b>Lock Set</b> , with matching keys; includes lock barrels for door handles, trunk handle with lock, ignition lock barrel, and glovebox lock	1	

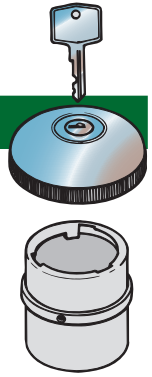


## ACCESSORIES AND NOVELTIES


## LOCKING FUEL CAP

Part No.	Description	No. Off Current Prices on Website
571086	<b>Locking Fuel Cap,</b> chromed finish, with keys	1


571086



## LICENSE PLATES AND FRAMES



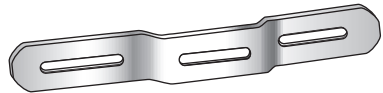
LP2



RFN203



LP3



LP11

Part No.	Description	No. Off Current Prices on Website
LP2	<b>License Plate,</b> British Flag, metal	A/R
LP3	<b>Nationality Plate,</b> GB, oval, metal, black and white	A/R
RFN203	<b>License Plate Frame,</b> chromed, die-cast	A/R
LP11	<b>Bracket,</b> rear license plate, as used on most Triumph models	A/R

## TRIUMPH PARKING SIGN

*“Great Way to Mark Your Territory”*

Part No.	Description	No. Off Current Prices on Website
RFN26	<b>Sign, “Triumph Parking Only,”</b> red on white	A/R



RFN26

## ACCESSORIES AND NOVELTIES

### ENGLISH CAR BLANKETS

*“Keep One in Your TR For Chilly Evenings and Unexpected Opportunities”*



**RFN1200**  
Black  
Watch  
tartan



**RFN1202** Dress Gordon tartan



**RFN1201** Red Fraser tartan

Part No.	Description	No. Off	Current Prices on Website
----------	-------------	---------	---------------------------

#### ALL WOOL PLAID BLANKETS, with

fringed end, 54 inches by 72 inches

RFN1200	<b>Blanket</b> , Black Watch tartan, navy and dark green	A/R
RFN1201	<b>Blanket</b> , Red Fraser tartan, red, blue, and green	A/R
RFN1202	<b>Blanket</b> , Dress Gordon tartan, blue, green, yellow, and white	A/R

### TRIUMPH BASEBALL CAPS

*“A Ball Cap You’ll Be Proud to Wear Anywhere”*

These caps are 100% cotton with a fashionable low profile, size adjustment is made by a small metal buckle on the back. The Triumph logo is embroidered using 6,000 to 8,000 stitches to produce each cap.



Part No.	Description	No. Off	Current Prices on Website
----------	-------------	---------	---------------------------

RFN83/NVY	<b>Baseball Cap</b> , navy	A/R
RFN83/BLK	<b>Baseball Cap</b> , black	A/R
RFN83/RED	<b>Baseball Cap</b> , red	A/R
RFN83/STN	<b>Baseball Cap</b> , stone	A/R

## ACCESSORIES AND NOVELTIES

## TRIUMPH T-SHIRTS – CLASSIC MARQUE


*“Suitable for All Occasions”*

Classic Marque shirts for summer car shows, club meetings, vintage races, and daily wear. Our heavy-weight, all cotton T-shirts look great with khakis, jeans, or shorts. Best-quality silk screening. Available in small through double extra large in five different colours...



Part No.	Description	No. Off	Current Prices on Website
RFN452	<b>T-shirt</b> , navy with white logo	A/R	
RFN453	<b>T-shirt</b> , grey with navy logo	A/R	
RFN513	<b>T-shirt</b> , dark green with white logo	A/R	
RFN451	<b>T-shirt</b> , white with navy logo	A/R	
RFN530	<b>T-shirt</b> , red with white logo	A/R	

## JACKET PATCHES

*“Embroidered Jacket Patches Made in England”*

Part No.	Description	No. Off	Current Prices on Website
RFN963	<b>Jacket Patch</b> , Triumph world	A/R	
RFN964	<b>Jacket Patch</b> , Triumph shield	A/R	
RFN994	<b>Jacket Patch</b> , Triumph Laurel wreath	A/R	
RFN965	<b>Jacket Patch</b> , Union Jack	A/R	
RFN197	<b>Jacket Patch</b> , “TRF Racing”	A/R	

# ACCESSORIES AND NOVELTIES

## BRITISH CAR CLUB BADGES

*“Whenever two Brits get together, what do they do? They start a club, of course...”*



RFN361



RFN362



RFN369



RFN950



RFN952



RFN911



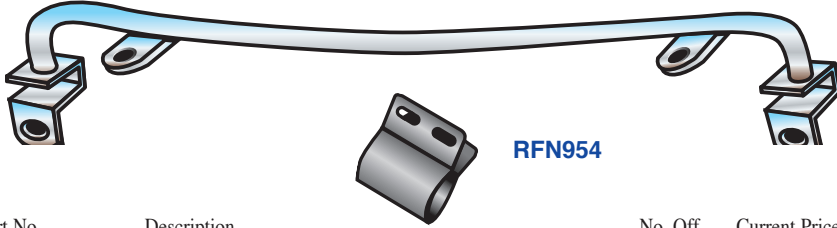
RFN801

Part No.	Description	No. Off	Current Prices on Website
RFN362	<b>Car Badge</b> , Triumph Sports Owners Association, black and red on chrome	A/R	
RFN361	<b>Car Badge</b> , Triumph Sports Owners Association, blue and white on chrome	A/R	
RFN369	<b>Car Badge</b> , Automobile Association, Great Britain	A/R	
RFN952	<b>Car Badge</b> , Royal Automobile Club; RAC badge	A/R	
RFN950	<b>Car Badge</b> , “Ecurie Ecosse.” badge of great historical significance, especially to those of Scottish heritage or interest	A/R	
RFN911	<b>Car Badge</b> , “TRF Car Club—Formed 1997,” heavy metal badge; red and blue cloisonné on silver; available to members only	A/R	
RFN801	<b>Car Badge</b> , “The Coventry Motoring & Aviation Society, 1935;” five colours of cloisonné enamel; available to members only	A/R	

## ACCESSORIES AND NOVELTIES

## BADGE BARS

At the time of this writing, we have not been able to locate any suppliers who offer badge bars for the TR4 or the TR4A. We are listing numbers for them here and will update the status should the situation change in the future.



Part No.	Description	No. Off	Current Prices on Website
<b>BADGE BARS</b>			
RFN157	<b>Badge Bar</b> , TR4	1	
RFN158	<b>Badge Bar</b> , TR4A	1	
<b>BADGE BAR CLIPS</b>			
RFN955	<b>Badge Clip</b> , stainless, 1-inch	A/R	
RFN956	<b>Badge Clip</b> , chromed, Desmo, 3/4-inch	A/R	

## MOUSE PADS

*“Have One at Work and  
One at Home for When  
You Enter Your TRF  
Web Orders...”*



Part No.	Description	No. Off	Current Prices on Website
RFN957	<b>Mouse Pad</b> , Union Jack	A/R	
RFN958	<b>Mouse Pad</b> , Triumph world emblem	A/R	

## UNION JACK BANDANNAS

*“Hundreds of Uses...”*

Part No.	Description	No. Off	Current Prices on Website
RFN1	<b>Bandanna</b> , all-cotton, Union Jack design, 21 x 21 inches	A/R	




## BOOKS AND PUBLICATIONS


### WORKSHOP MANUALS

#### *“Nobody Should be Without One”*

Two excellent workshop manuals are available for the TR4 and TR4A models. The factory workshop manual is an exact reprint of the factory shop manuals. The Haynes manual is based on the factory manuals but is written more for the do-it-yourself mechanic. One or both would be of great use to you.



RBTR4



HA28

Part No.	Description	No. Off	Current Prices on Website
RBTR4	<b>Factory Workshop Manual</b> , as used by dealer mechanics	1	
HA28	<b>Haynes Workshop Manual</b> , excellent shop manual based on factory manual	1	

### FACTORY SPARE PARTS CATALOGUES

*“Used by Triumph dealers; lists every part, includes exploded diagrams”*

510978

514837



Part No.	Description	No. Off	Current Prices on Website
510978	<b>Spare Parts Catalogue</b> , TR4 models	1	
514837	<b>Spare Parts Catalogue</b> , TR4A models	1	


### OWNER'S HANDBOOKS

*“Just Like the Handbooks Found in Your TR4 or TR4A When You Bought it New”*



510326


512916




Part No.	Description	No. Off	Current Prices on Website
510326	<b>Owner's Handbook</b> , TR4	1	
512916	<b>Owner's Handbook</b> , TR4A	1	

## BOOKS AND PUBLICATIONS

## CARBURETTOR REBUILDING



RFP513




RFP500

Part No.	Description	No. Off	Current Prices on Website
RFP513	<b>SU Carburettor High-Performance Manual</b> , by Des Hammill	1	
RFP500	<b>Haynes Workshop Manual</b> ; covers SU, Zenith-Stromberg, and Weber Carbs	1	


# BOOKS AND PUBLICATIONS

## COMPETITION PREPARATION MANUALS


### *“Books by Famous Triumph Racer Kas Kastner”*



RFP2



RFP625




RFP701

Part No.	Description	No. Off Current Prices on Website
RFP2	<b>Competition Preparation Manual,</b> the original publication, 45 pages, soft bound	1
RFP625	<b>“Kas Kastner’s Triumph Preparation Handbook,”</b> published in 2003; 272 pages, spiral original bound; compilation of information found in the Competition Preparation Manuals published in the 1960’s and 1970’s including new information and background of The Competition Department and the cars Kas prepared for it.	1
RFP701	<b>“Kas Kastner’s Historical &amp; Technical Guide for Triumph Cars,”</b> published in 2005; 215 pages, spiral bound; second book in the series focusing on current preparation of cars of the cars for vintage racing; in writing this book, Kas went around to shops and businesses that cater to racers, many racing parts are profiled	1


Continued on Next Page



## BOOKS AND PUBLICATIONS

COMPETITION PREPARATION MANUALS  
—Continued*“Books by Famous Triumph Racer Kas Kastner”*

RFP705



RFP708


Part No. Description No. Off Current Prices on Website

- RFP705 **“Kas Kastner’s Racing, Winning, and Other Myths in Triumph Cars,”** published in 2006; 240 pages, spiral bound; third book in the series in which Kas shares his views on Vintage racing and his recommendations for success; more stories on The Competition Department and specific vintage racing stories 1
- RFP708 **“Kas Kastner’s Triumphs— Race Cars, Street Cars and Special Cars,”** to be published autumn 2010; sections on building a TR3 on a TR6 chassis, fixing the oil leak on a TR4, 290 horsepower TR2, and much more, magazine size, 250 pages, comes with a CD with color photos and additional photos. 1


## BOOKS AND PUBLICATIONS

## RESTORATION AND IMPROVEMENT BOOKS

*“Books That Are Loaded With Useful Information”*



RFP606



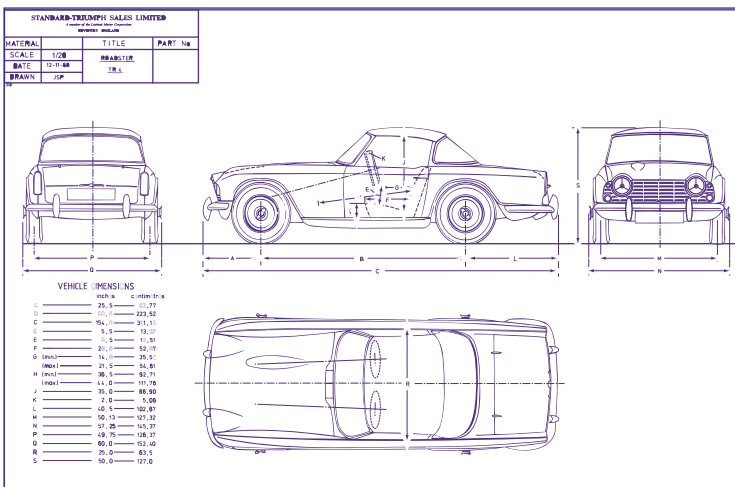
RFP610

Part No.	Description	No. Off	Current Prices on Website
RFP606	<b>“How to Restore Triumph TR2, TR3, TR4,”</b> by Roger Williams, 191 pages, illus., soft cover	1	
RFP610	<b>“How to Improve Triumph TR2-TR4A,”</b> by Roger Williams, Speedpro Series, 144 pages, colour photos, soft cover	1	

## BLUEPRINT DESIGN FOR THE TR4, TR4A

*“Great Wall Decoration and Useful for Scratch-Build Model Makers...”*

Interesting blueprint drawing of the TR4, with dimensions, printed on nice paper and cunningly made to look as if they are actual blue prints, size 11-3/4 inches by 16-1/2 inches; includes several views of the car, suitable for framing




RFN824

Part No.	Description	No. Off	Current Prices on Website
RFN824	<b>Blueprint Drawing, TR4</b>	A/R	


## BOOKS AND PUBLICATIONS

## BOOKS OF GENERAL INTEREST


*“A Selection of Books on Triumph History...”*




RFP418



RFP428




RFP417



RFP305



RFP509



RFP530

Part No.	Description	No. Off	Current Prices on Website
RFP418	<b>Collector's Originality Guide, TR2, TR3, TR4, TR5, TR6, TR7, TR8;</b> by Bill Piggott, hard cover, 352 pages, many photos	1	
RFP428	<b>Triumph TR4, TR5, TR250, 1961-68;</b> a collection of magazine articles from the days when Triumphs were new, by R. Clarke, soft cover,	1	
RFP417	<b>Triumph Sports Cars,</b> by Bill Krause; rich with history including technical development, promotions, and racing soft cover, 96 pages, many photos	1	
RFP305	<b>Triumph Cars: The Complete History;</b> widely respected as the definitive work on Triumph covering the entire 62 years of production, by Graham Robson and Richard Langworth, soft cover, 352 pages	1	
RFP509	<b>Triumph TR;</b> excellent book covering TR2 through TR6, by Bill Piggott, hard cover, 160 pages, photos	1	
RFP530	<b>Triumph: Sports and Elegance;</b> another fine book by noted Triumph historian Bill Piggott, hard cover, 160 pages, many photos	1	

# BOOKS AND PUBLICATIONS

## POSTERS



RFP168



RFP169



RFP170



RFP171

Part No.	Description	No. Off	Current Prices on Website
----------	-------------	---------	---------------------------

**POSTERS;** reprints of advertisements

from Road & Track magazine from when cars were new; printed in black and white on card stock, 8-1/2 X 11 inches; suitable for framing for home, office, or garage


RFP168	<b>Poster;</b> “The TR4: It Won Its First Medal Standing Still”; ad discusses the TR4’s success at the famous Earls Court Show	1	
RFP169	<b>Poster;</b> “How Little Does It Cost To Run A Big Sports Car?”; TR4 poster featuring the economy of the car in relation to its performance	1	
RFP170	<b>Poster;</b> “The TR4: National E Production Winner”; features photos of Bob Tullius and the early Group 44 TR4’s	1	
RFP171	<b>Poster;</b> “It Takes More Than Wire Wheels To Make A Sports Car”	1	

## BOOKS AND PUBLICATIONS

## POSTERS



RFP172



RFP173



RFP174

Part No.	Description	No. Off	Current Prices on Website
----------	-------------	---------	---------------------------

**POSTERS;** stressing the important features of the car

RFP172	<b>Poster;</b> "It Takes More Than Bucket Seats To Make A Sports Car"; featuring a TR4 at a T.S.O.A. rallye checkpoint	1	
RFP173	<b>Poster;</b> "Triumph at Riverside '64"; shows a TR4 and a Spitfire winning at Riverside	1	
RFP174	<b>Poster;</b> "Triumph triumphs again in 1965"; poster shows TR3, TR4, and Spitfire winning at Daytona	1	

## BOOKS AND PUBLICATIONS

### “TRIUMPH—GLORY STILL EXISTS” BUMPER STICKERS AND COLLECTIBLE COFFEE OR TEA MUG

#### *“From TRF's TR250 Rallye Car of the 1980's”*

Many people think this line is from Triumph factory advertising, but actually TRF used it first in 1988. The words were taken out of context from a book by Richard Bach named “Biplane” in which the author trades his modern airplane even-up for an antique biplane which he flies across the U.S. In the book, he states that he did this so that people would know that “Glory Still Exists.” That is the same reason that I drove my TR250 in three One Lap of America rallyes in 1986, 1987, and 1988. Bill Sohl, known to many Triumph enthusiasts accompanied me in 1988, and we had a blast. The bumper sticker is orange on green to match the car which was racing green with orange alloy wheels and an orange bonnet stripe.

I had the idea of making a mug from the bumper sticker design. I think the final design is both striking and elegant, and I feel sure that TRF customers will like it too. The mugs will be numbered and signed by me on the bottom. For those of you who collect these things, signing and numbering will provide a bit of personalization. I hope that you will enjoy using these mugs as much as I have enjoyed producing them...



Illustrations are not actual size.

#### RFN1995

Part No.	Description	No.Off	Current Prices on Website
RFN557	<b>Bumper Sticker, “TRIUMPH—Glory Still Exists,”</b> orange and white on green	A/R	
RFN1995	<b>Mug,</b> tea and coffee, white ceramic mug with “Triumph—Glory Still Exists” logo wrapped around the mug in green, orange and white	A/R	