




The Roadster Factory



Triumph TR4, TR4A Glove Box Companion Web Catalogue

Find any Part Quickly and Easily by Using the
Drop-Down Index at the Top of Each Page



The Roadster Factory



This TR4 takes a tight corner on the Autocross course at one of TRF's Summer Parties

INTRODUCTION BY JOHN SWAUGER

We are pleased to offer our new TR4 and TR4A Glovebox Companion Catalogue. This catalogue is an expanded edition of the TR4 and TR4A Mini Web Catalogue published in May of 2007. Over the past three years, customers have used the earlier catalogue to purchase parts to maintain and restore their TR4's and TR4A's. The new catalogue features more catalogue sections and greater detail. We hope that you will find it to be useful.

Enthusiasm for the TR4 and TR4A models is strong and continues to grow. Every year it seems that more customers are undertaking full restorations of TR4's and TR4A's, and the results are evident as we travel to car shows around the country. There are many perfectly restored cars appearing at the shows in addition to cars that are being maintained for daily driving as well as some that have been modified for competition driving.

When introduced in 1961, the TR4 appeared to be a completely new car from the TR3A that had been so popular, and in many ways it was a new car. The new TR4 featured rack and pinion steering, all-synchro gearbox, larger displacement engine, roll-up windows, and a total restyling of the body by Michelotti, but this different package was fitted to a modified TR3A chassis frame, still featuring a solid axle and the same brakes and suspension as the TR3A. On the other hand, the TR4 was also the next step in the evolution of the TR series that began with the TR2 and ended in 1976 with the last TR6. Early



TRF salesperson Danny Mabon drew this TR4 in between talking on the phone to customers.

Introduction by John Swauger—Continued

TR4's shared many components with the TR3A, and during TR4 production, changes were made that carried over to the TR4A and beyond.

The U.S. market was always important to Triumph with most car production coming here. For that reason, a version of the TR3A known as the TR3B was sold in the U.S. along with the new TR4. There are some who feel that the U.S. dealers were wary of a radically new model and lobbied to continue the side screen TR. This gave dealers the opportunity to continue to sell the less expensive earlier model along with the new TR4.

By the time the TR4A was introduced in the fall of 1965, a number of changes had been made. A redesigned front suspension was fitted to the TR4A, and this would continue on the TR5, TR250, and TR6. The interior continued to evolve with the TR4A model featuring updated seats and interior trim. A wood dash panel, offered as a special order for the TR4, became standard equipment on all TR4A's. The simple top frame with a removable soft top found on the TR4, was replaced by a combination top and frame assembly which folded down behind the seats on the TR4A. A completely redesigned chassis frame was found on the TR4A with some cars retaining solid axles and others getting the new independent rear suspension (IRS) that would be later used on the TR5, TR250, and TR6. On the outside, chromed trim appeared on the doors and front fenders of the TR4A along with sidemarker lamps fitted to the front fenders. Bonnet badges changed from the TR4 to the TR4A.

As noted above, production changes in the TR4 and TR4A overlapped with previous models and with models that followed. Not until the TR7 in 1975 did Triumph undertake to completely change the design of its TR range all at one

Continued on Next Page

Introduction by John Swauger—Continued



Guests driving a TR4 at the Gymkhana set up on Philadelphia Street in Indiana Pennsylvania during a TRF Summer Party.

time, creating a new uni-body car that was a major departure from the cars that preceded it.

In all there were 40,254 TR4's and 28,468 TR4A's built between July 18, 1961 when TR4 production began and July 11, 1967 when TR4A production ended, making way for the TR5 and TR250, the next steps in the evolution of the Triumph TR.

We look forward to helping you to maintain and restore your TR4 or TR4A in the years ahead.

Sincere regards,
John Swauger
The Roadster Factory
January 24, 2011



This TR4 sports Union Jack headlamp covers and a "race number" for the 2010 TRF Summer Party Concours d'Elegance. The theme was :24 Heures du Mans.

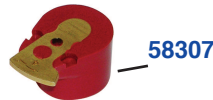
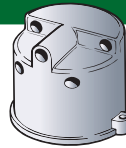

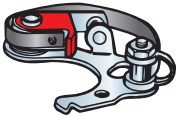
IGNITION SYSTEM TUNE-UP

TUNE-UP KITS



Part No.	Description	No. Off	Current Prices on Website
RFK678	Tune-up Kit , complete; includes points, condenser, better rotor, plugs, and oil filter	1	
RFK1291	Tune-up Kit , basic kit; includes points, condenser, and better rotor	1	

TUNE-UP COMPONENTS



Part No.	Description	No. Off	Current Prices on Website
DISTRIBUTOR TUNE-UP			
LUDSB101	Points Set	1	
LUDCB101	Condenser	1	
58307	Rotor Arm , better quality	1	
SPARK PLUGS			
CHL87YC	Champion Spark Plug	4	
NGKBP6HS	NGK Spark Plug	4	
DISTRIBUTOR CAPS			
LUDDB110	Distributor Cap , Lucas; not Lucas branded	1	
IMDDB110	Distributor Cap , quality after-market brand, now with brass contacts	1	
IGNITION WIRE SETS			
GHT234	Ignition Wire Set , copper core, black wires	1	

IGNITION SYSTEM TUNE-UP

IGNITION COILS

*“Lots to Choose From,
Including the Famous
Lucas Sports Coil”*



LUDLB105B

PTR201

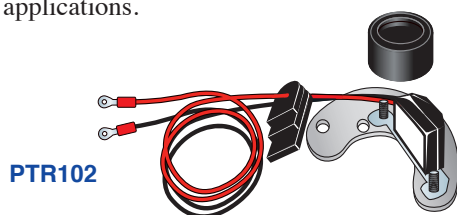
PTR203

Part No.	Description	No. Off	Current Prices on Website
LUDDB101	Ignition Coil , Lucas brand, stock type	1	
IMDLB101	Ignition Coil , after market brand, stock type	1	
LUDLB105B	Ignition Coil , Lucas high-performance Sport Coil	1	
PTR201	Ignition Coil , Pertronix high-performance coil, black	1	
PTR203	Ignition Coil , Pertronix high-performance coil, chromed	1	

PERTRONIX IGNITOR ELECTRONIC IGNITION KITS AND COILS

“Convert Your Points-Type Distributor to Electronic Ignition”

TRF sells hundreds of electronic conversion kits every year. They are reasonably priced and easy to install. All components fit under the distributor cap to maintain the original appearance. Kits are available for both positive and negative ground applications.



PTR102



PTR201

PTR203

Part No.	Description	No. Off	Current Prices on Website
----------	-------------	---------	---------------------------

PERTRONIX ELECTRONIC IGNITION KITS

PTR102	Ignition Conversion Kit , Pertronix, TR4 models with positive ground and Lucas model 25D4 distributors	1	
PTR103	Ignition Conversion Kit , Pertronix, TR4A models with negative ground and Lucas model 25D4 distributors	1	

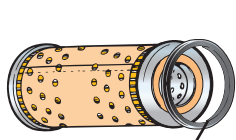
PERTRONIX HIGH-PERFORMANCE IGNITION COILS

PTR201	Ignition Coil , Pertronix high-performance coil, black	1	
PTR203	Ignition Coil , Pertronix high-performance coil, chromed	1	

IGNITION SYSTEM TUNE-UP

FILTERS—OIL AND AIR FILTERS

“Keep Spare Filters on Hand for Weekend Maintenance”



GFE104



500321



203131

112892



GFE148



ACL30

Part No.	Description	No. Off	Current Prices on Website
----------	-------------	---------	---------------------------

OIL FILTER DETAILS

GFE104	Oil Filter , standard filter for original canister type arrangement	1	
GFE104/3	Oil Filter Three-pack ; 3 filters	1	
GFE148	Oil Filter , spin-on type; for use with spin-on oil filter conversion kits as found on page 24	1	
500321	Seal , rubber, between bolt head and filter canister	1	

AIR FILTERS

203131	Air Cleaner , early metal type, fitted to SU H6 carbs	2	
209269	Air Filter , later TR4 with breather tube	2	
212278	Air Filter , oval, TR4A	2	


AIR FILTERS GASKETS AND LABELS

112892	Gasket , air filters to carbs	2	
ACL30	Label Set , air filter, used on early metal filters, one pair	1	

HIGH PERFORMANCE K&N AIR FILTERS

“The Only Filters You Will Likely Need for the Next Million Miles or So”

TRFC258



TRFC20

TRFC10



Part No.	Description	No. Off	Current Prices on Website
----------	-------------	---------	---------------------------

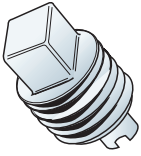
K & N AIR FILTERS

TRFC258	Air Filter , K & N, fits SU H6 and SU HS6 carbs, TR4, TR4A	2	
TRFC215	Air Filter , K & N, fits Zenith-Stromberg carbs, TR4, TR4A	2	
TRFC20	Cleaning Fluid , for washing filter elements; 32 oz. plastic bottle	A/R	
TRFC10	Filter Oil , for K & N filter elements after washing; 6.5 oz. aerosol can	A/R	

Note: The K & N filters listed above do not have provision for center breather tubes as found on some original applications

ENGINE REBUILDING

MISCELLANEOUS MAINTENANCE ITEMS




155660



114774



32307



RFT131

GEG437

Part No.	Description	No. Off	Current Prices on Website
114774	Oil Drain Plug , engine, gearbox, and rear axle; original square-headed type	A/R	
155660	Oil Drain Plug , magnetic, engine, gearbox, and rear axle; original square-headed type but with magnetic feature	A/R	
RFT131	Wrench , oil drain plugs and brake adjuster	1	
32307	Felt Seal , dipstick	1	
GEG437	Valve Cover Gasket	1	
YN2908	Nut , nyloc, securing valve cover	2	
WP8	Washer , plain, securing valve cover	2	
WF508	Washer , fibre, securing valve cover	2	

REBUILT ENGINES AND CYLINDER HEADS

“Rebuilt at TRF by C.A.R. Components”


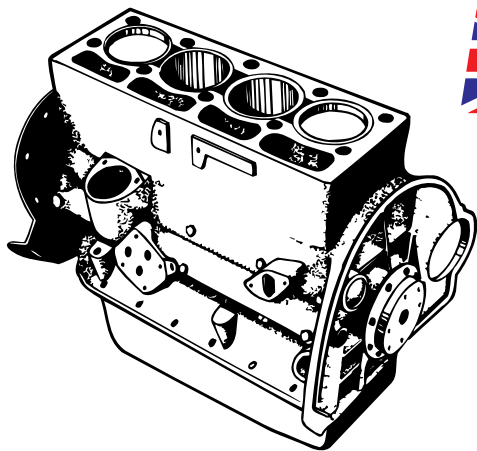


TRF has its own on-site rebuild shop called C.A.R. Components. We suggest that you call us at 800 234-1104, ext. 3010 to discuss your rebuild project. We will be able to tell you what is included with each rebuild, as well as suggesting additional services that you might want to consider. C.A.R. Components is currently closed, but we will revise this page when it reopens.

Note: Because of the cost of shipping involved, TRF levies a shipping surcharge of \$100.00 toward the cost of shipping engines back to customers...

ENGINE REBUILDING

REBUILT ENGINES AND CYLINDER HEADS —Continued



Part No.	Description	No. Off Current Prices on Website
----------	-------------	-----------------------------------

ENGINE AND HEAD ASSEMBLIES

RBEA42	Complete Engine Assembly , rebuilt; includes short engine, head, and rocker assembly, 87mm pistons and liners; fully-balanced with hole for crankcase breather tube, early TR4 only	1
RBEA43	Complete Engine Assembly , rebuilt; includes short engine, head, and rocker assembly, 87mm pistons and liners; fully-balanced, later engine with closed circuit breathing system, later TR4, TR4A	1
CORE450	CORE CHARGE ENGINE/HEAD	1

SHORT ENGINES

RBE42	Short Engine Assembly , rebuilt; 87mm pistons and liners; fully-balanced with hole for crankcase breather tube, early TR4 only	1
RBE43	Short Engine Assembly , rebuilt; 87mm pistons and liners; fully-balanced, later engine with closed circuit breathing system, later TR4, TR4A	1
CORE300	CORE CHARGE SHORT ENGINES	1

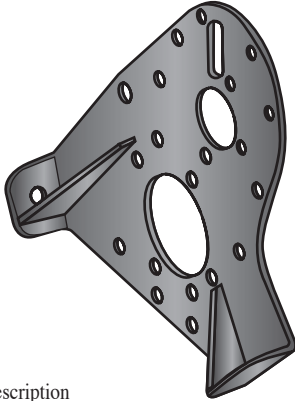
CYLINDER HEADS

RBCH32	Cylinder Head Assembly , rebuilt with bronze guides, hardened seats, and modern valves, TR4 up to eng. no. CT21470E	1
RBCH42	Cylinder Head Assembly , rebuilt with bronze guides, hardened seats, and modern valves, TR4 after eng. no. CT21470E and all TR4A	1
CORE200	CORE CHARGE CYLINDER HEADS	1

ENGINE REBUILDING

ALLOY FRONT ENGINE PLATES

“Save Weight for High-Performance Applications, Replace Damaged Plates on Any Car”



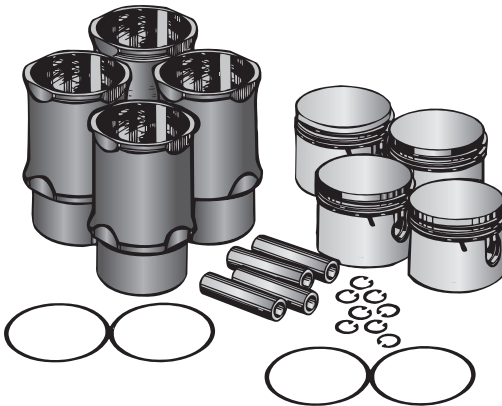
HP262

Part No.	Description	No. Off	Current Prices on Website
HP262	Alloy Front Engine Plate, TR4, TR4A	1	

PISTON AND LINER SETS

“The Best Piston & Liner Sets on the Market”

TRF buys its piston and liner sets from County. Sets include matched County brand pistons and liners, unlike some sets that are on the market that include pistons from one manufacturer and liners from another.



CBPLK1710

Part No.	Description	No. Off	Current Prices on Website
CBPLK1710	Piston and Liner Kit, County brand, 87mm	1	

PISTON AND LINER KITS

CBPLK1710 **Piston and Liner Kit**, County brand, 87mm

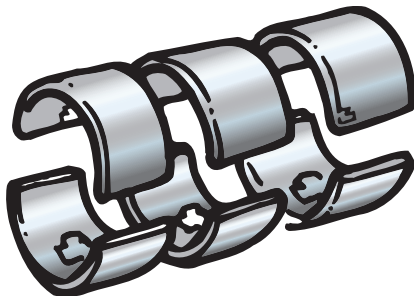
1

ENGINE REBUILDING

ENGINE BEARINGS

Vandervell was the original supplier of engine bearings to Triumph. It has been many years (decades) since Vandervell made their famous tri-metal bearings. At TRF, we used to buy tri-metal Vandervell bearings by the pallet load. Unfortunately those days are gone. Following are the Vandervell tri-metal main bearing sets that we still have in stock. Stocks are very limited.

In the meantime, TRF has been stocking King brand bearings made in Israel. These are available in both bi-metal and tri-metal as listed below. We have been using these bearings in all our rebuilds for the past few years with great success. King Bearings are high quality and reasonably priced.



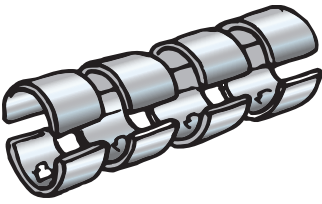
KBM418/TMSTD

Part No.	Description	No. Off	Current Prices on Website
MAIN BEARINGS			
VANDERVELL TRI-METAL MAIN BEARINGS , while supplies last			
VPM418/STD	Bearing Set , standard		1
VPM418/040	Bearing Set , -.040" undersize		1
KING BRAND TRI-METAL MAIN BEARINGS			
KBM418/TMSTD	Bearing Set , tri-metal, standard size		1
KBM418/TM010	Bearing Set , tri-metal, -.010" undersize		1
KBM418/TM020	Bearing Set , tri-metal, -.020" undersize		1
KING BRAND BI-METAL MAIN BEARINGS			
KBM418/BMSTD	Bearing Set , bi-metal, standard size		1
KBM418/BM010	Bearing Set , bi-metal, -.010" undersize		1
KBM418/BM020	Bearing Set , bi-metal, -.020" undersize		1
KBM418/BM030	Bearing Set , bi-metal, -.030" undersize		1

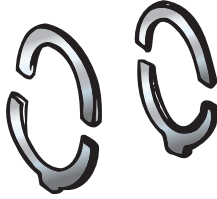
Section Continues On Next Page

ENGINE REBUILDING

ENGINE BEARINGS—Continued



KBR698/TMSTD



AEW2004/SASTD

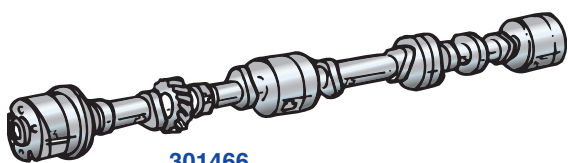


AEC3027S

Part No.	Description	No. Off Current Prices on Website
CONNECTING ROD BEARINGS		
KING BRAND TRI-METAL ROD BEARINGS		
KBR698/TMSTD	Bearing Set , tri-metal, standard size	1
KBR698/TM010	Bearing Set , tri-metal, -.010" undersize	1
KBR698/TM020	Bearing Set , tri-metal, -.020" undersize	1
KING BRAND BI-METAL ROD BEARINGS		
KBR698/BMSTD	Bearing Set , bi-metal, standard size	1
KBR698/BM010	Bearing Set , bi-metal, -.010" undersize	1
KBR698/BM020	Bearing Set , bi-metal, -.020" undersize	1
KBR698/BM030	Bearing Set , bi-metal, -.030" undersize	1
CRANKSHAFT THRUST WASHER SETS		
AEW2004/SASTD	Thrust Washer Set , standard size	1
AEW2004/SA005	Thrust Washer Set , +.005" oversize	1
CAMSHAFT BEARINGS		
60214	Camshaft Bearing , front support	1
AEC3027S	Camshaft Bearing Set ; does not include front support bearing	1
44473	Plug , rear of camshaft	1

ENGINE REBUILDING


TIMING DETAILS



301466



55971



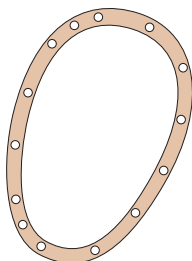
57113



REN57151



43404



211122



104662



SS99174

Part No.	Description	No. Off	Current Prices on Website
301466	Camshaft , stock grind, new	1	
307036R	Camshaft , stock grind, reground	1	
CORE75	Core Charge on the above	1	
55971	Timing Gear , crankshaft	1	
57113	Timing Gear , camshaft	1	
56293	Lock Plate , camshaft	1	
REN57151	Timing Chain , original Renold brand	1	
43404	Tensioner , timing chain	1	
58701	Support Pin , timing cover	1	
211122	Gasket , timing cover	1	
104662	Oil Seal , timing cover	1	
SS99174	Speedi-sleeve , to repair timing cover oil seal area on crank	1	

LOCKING PLATES



105313



56293



56524



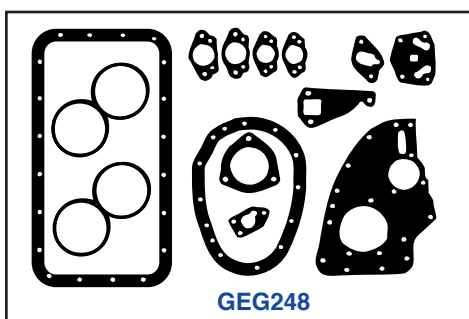
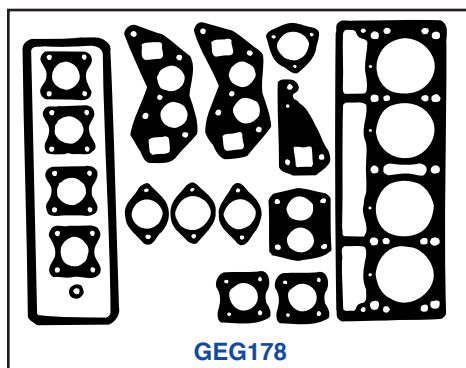
107857

Part No.	Description	No. Off	Current Prices on Website
RFK794	LOCKING PLATE KIT ; includes plates for rods, timing gear, flywheel	1	
105313	Locking Plate , rod bolts; not used on latest rods with high-tensile bolts	4	
56293	Locking Plate , cam shaft	1	
56524	Locking Plate , ring gear	2	
107857	Locking Plate , fan mounting	2	

ENGINE REBUILDING

GASKETS AND SEALS

“OEM Payen Brand or High-Quality After-Market Brand Gaskets Available”



104662



60862



HP600

Part No.	Description	No. Off	Current Prices on Website
----------	-------------	---------	---------------------------

GASKET SETS

GEG178	Gasket Set , upper engine, Payen brand	1	
REG178	Gasket Set , upper engine, quality after market brand	1	
GEG248	Gasket Set , lower engine, Payen brand	1	
REG248	Gasket Set , lower engine, quality after market brand	1	

INDIVIDUAL GASKETS

205481	Head Gasket	1	
211123	Oil Pan Gasket	1	
211122	Timing Cover Gasket	1	
GEG437	Valve Cover Gasket	1	
113122	Manifold Gasket	2	
GEG718	Exhaust Flange Gasket , single pipe, TR4	1	
GEG724	Exhaust Flange Gasket , dual pipe, TR4A	1	
139041	Fuel Pump Gasket	1	
GTG103	Thermostat Gasket	1	

ENGINE OIL SEALS

104662	Oil Seal , front; in timing cover	1	
60862	Oil Seal , rear, two-piece aluminium seal as original	1	
HP600	Oil Seal , includes Viton Seal, modified seal casting, and centering tool	1	

ENGINE REBUILDING

UPGRADED REAR ENGINE SEALS AND CENTERING TOOLS, TR2, TR3, TR4, TR4A

“New Lip-Type Seal Requires No Modification to the Crankshaft or Engine Block”

The quest continues to stop oil leaks around the rear of the crankshaft! The new seal is a very high quality Viton seal fitted to a modified stock seal casting. Viton is way beyond Neoprene, and it is used in expensive applications where long life is required. This product was developed by a Triumph racer in Germany. He is having the Viton seal manufactured there, and Joe Alexander of ARE is importing them and adapting stock rear seals to take the new lip seal.

Other lip seal conversions require machining of the crankshaft and an expensive new seal casting. Once you have modified your crankshaft, it cannot take the stock seal again. The ARE seal kit listed here fits your stock crank and block. This avoids the cost of machining and the chance that the crankshaft might be ruined in the process. In addition, you have the choice to go back to the stock seal again at some future time if you wish.

The original workshop manuals provide instructions for making a tool for centering the rear engine seal. Regrettably, the dimensions provided for this tool are incorrect! Joe Alexander worked with Kas Kastner to correct the dimensions, and the centering tools provided in the kits or available for purchase separately are correct. Mr. Kastner will discuss the new seal and the centering tool in his forthcoming book (No. 4) which is being published now, and TRF will list as soon as it comes into stock.

I regret that, for the moment, the seal kit will be non-discountable, as there is virtually no profit to ARE or to TRF...



HP600

Part No.	Description	No.Off	Current Prices on Website
HP600	UPGRADED REAR ENGINE SEAL KIT; includes Viton Seal, modified seal casting, and centering tool	1	
CORE25	Core Charge on Seal Casting; you can send your old seal casting back to TRF by mail in a padded envelope for a very small amount	1	
RFT130	Centering Tool; use this tool to center seal on the block upon installation; this tool also centers original rear engine scroll seal castings	1	

ENGINE REBUILDING

ENGINE AND GEARBOX MOUNTS

“New Mounts Keep Your Engine and Gearbox from Squirming Around”



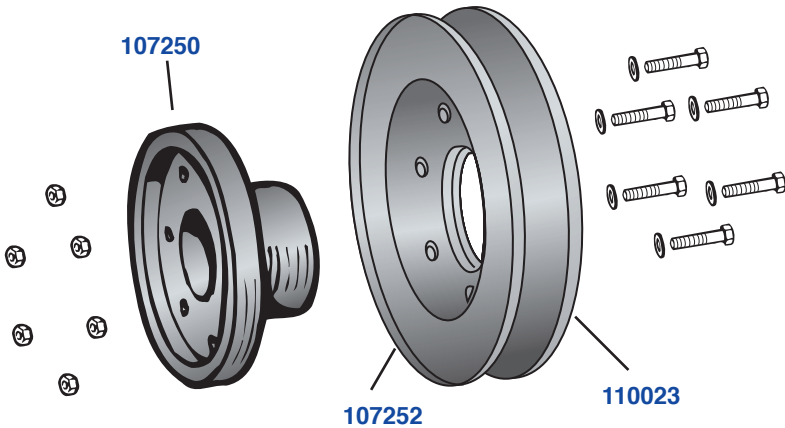
130985



104086

Part No.	Description	No. Off	Current Prices on Website
130985	Engine Mount , front, round	2	
104086	Engine Mount , rear, gearbox to chassis	1	

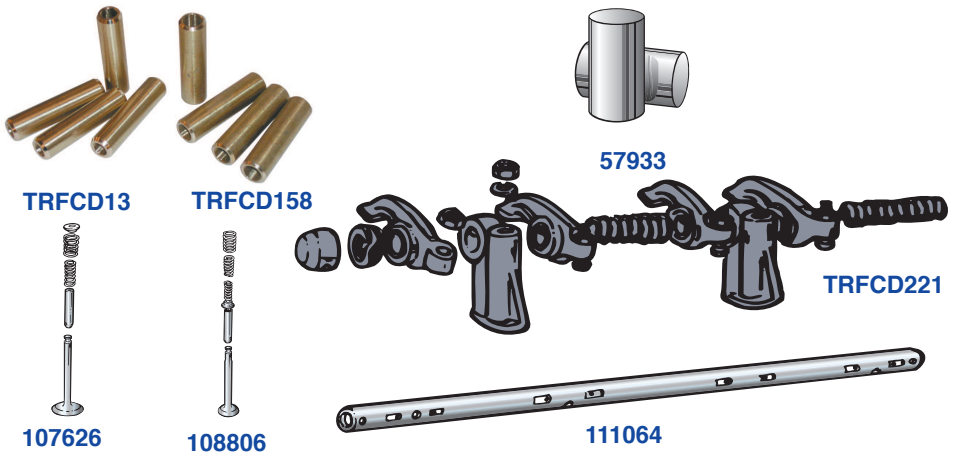
CRANKSHAFT PULLEY



Part No.	Description	No. Off	Current Prices on Website
RFK101	CRANKSHAFT PULLEY KIT ; includes both pulley halves and hardware	1	
110023	Pulley Half , rear	1	
107252	Pulley Half , front	1	
107250	Fan Hub	1	

ENGINE REBUILDING

VALVE TRAIN COMPONENTS



Part No.	Description	No. Off	Current Prices on Website
----------	-------------	---------	---------------------------

ROCKER ASSEMBLIES

TRFCD221	Rocker Arm Assembly , rebuilt, complete; includes reconditioned rocker shaft and rockers, pedestals, ready to install	1	
CORE50	Core Charge on the above	1	
44370	Bush , rocker arm (2 req. per rocker)	16	

ROLLER ROCKER ASSEMBLIES, roller rockers with needle bearings on a hardened shaft with the rocker contacting the valve stem via a roller bearing on the rocker tip, reducing side loads which will wear stems and guides; the higher ratio of the roller rockers listed will improve performance by opening the valves faster and farther

HP207	Roller Rocker Assembly , 1.55:1 ratio	1	
HP206	Roller Rocker Assembly , 1.65:1 ratio	1	

VALVE GEAR

57933	Valve Tappet ; lifter	8	
111064	Rocker Shaft	1	
107626	Valve , intake, all TR4, TR4A, 3/8-inch stem	4	
108806	Valve , exhaust, TR4 up to eng. no. CT21470E, 5/16-inch stem	4	
136567	Valve , exhaust, TR4 after eng. no. CT21470E, TR4A	4	

VALVE GUIDES, BRONZE


TRFCD13	Valve Guide , intake, bronze, all TR4, TR4A	4	
TRFCD158	Valve Guide , exhaust, bronze, TR4 up to eng. no. CT21470E	4	
TRFCD13	Valve Guide , exhaust, bronze, TR4 after eng. no. CT21470E, TR4A	4	

ENGINE REBUILDING


VALVE TRAIN COMPONENTS—Continued



58923



RFK439



106968

Part No.	Description	No. Off	Current Prices on Website
VALVE GUIDES, CAST IRON			
58923	Valve Guide , intake, cast iron, all TR4, TR4A	4	
108239	Valve Guide , exhaust, cast iron, TR4 up to eng. no. CT21470E	4	
58923	Valve Guide , exhaust, cast iron, TR4 after eng. no. CT21470E, TR4A	4	
102941	Valve Seat , exhaust, hardened	4	
111913	Valve Seat , intake, hardened	4	
RFK439	Valve Spring Set , earlier TR4 with double intake springs and triple exhaust springs	1	
RFK440	Valve Spring Set , later TR4, TR4A with double intake springs and double exhaust springs	1	
106663	Valve Spring Retainer , pair	8	
PUSH RODS			
106968	Push Rod , stock type and length	8	
TRFCD122	Tubular Push Rod Kit ; one set of chrome moly push rods that can be adjusted to length for high-lift applications	1	

ENGINE PLUGS

44473



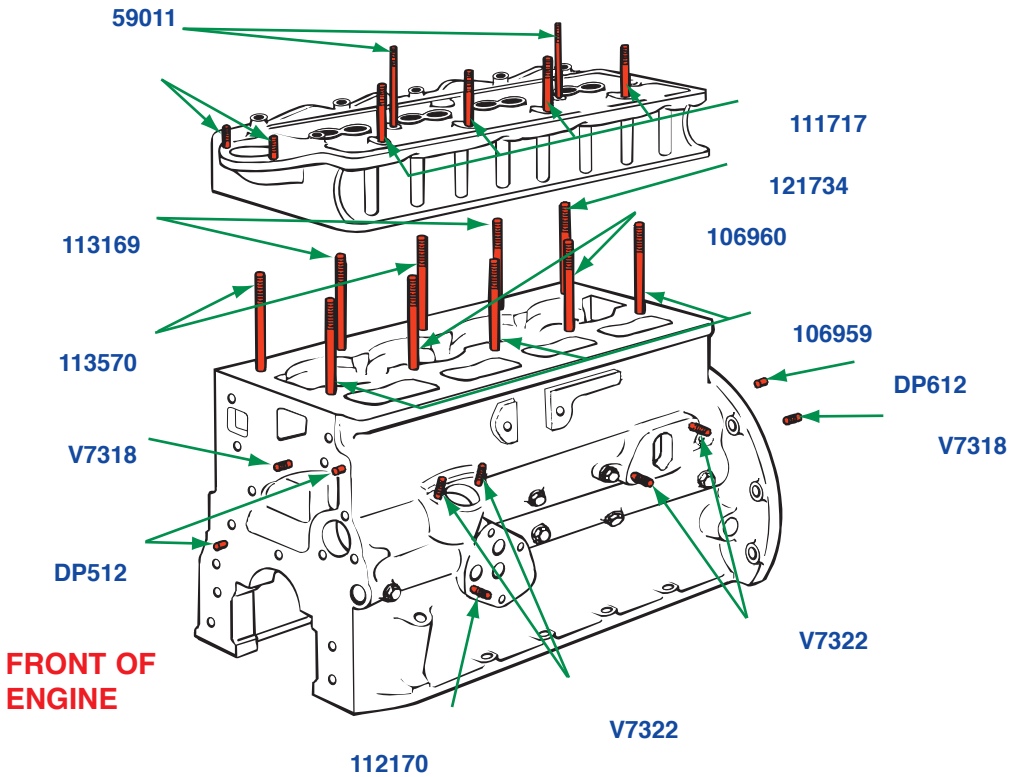
56765



Part No.	Description	No. Off	Current Prices on Website
44473	Plug , core, rear of cam shaft	1	
56765	Plug , core, oil gallery ends	2	
102785	Screw , set, oil gallery side	3	
500463	Washer , copper, oil gallery side	3	
HU954	Screw , set, oil gallery side	1	
500464	Washer , copper, oil gallery side	1	

ENGINE REBUILDING

ENGINE STUDS AND ASSOCIATED HARDWARE



Part No.	Description	No. Off	Current Prices on Website
----------	-------------	---------	---------------------------

CYLINDER HEAD STUDS AND NUTS,

cylinder head to block, TR4, TR4A

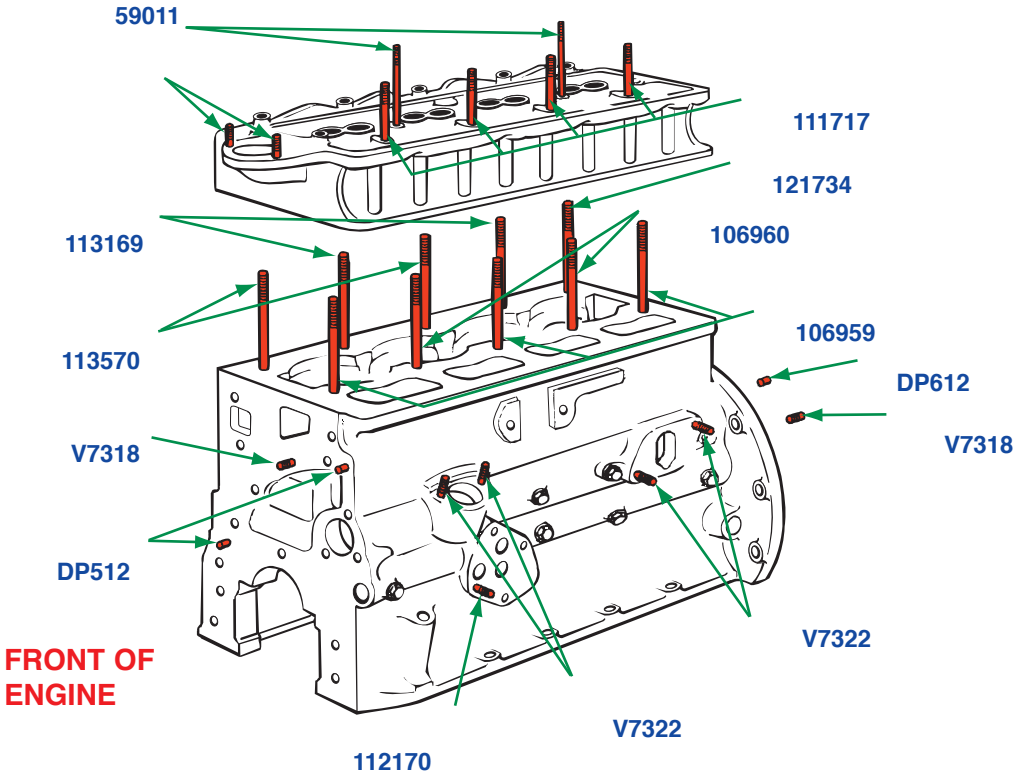
113570	Stud , cylinder head, first and third positions from front of engine, R.H. side	2	
121734	Stud , cylinder head, fifth position from front of engine, R.H. side	1	
113169	Stud , second and fourth positions from front of engine, R.H. side	2	
106959	Stud , first, third, and fifth positions from front of engine, L.H. side	3	
106960	Stud , second and fourth positions from front of engine, L.H. side	2	
110962	Nut , securing cylinder head to block	10	
WP29	Washer , plain, under cylinder head nuts	10	

ROCKER PEDESTAL STUDS AND RELATED DETAILS

111717	Stud , rocker pedestal	4	
HN2009	Nut , rocker pedestal attachment	4	
WP184	Washer , under nut	4	
59011	Stud , rocker cover	2	
YN2908	Nut , nyloc, rocker cover attachment	2	
WP8	Washer , plain, under nut	2	
WF508	Washer , fibre, under nut	2	

Section Continues On Next Page

ENGINE REBUILDING

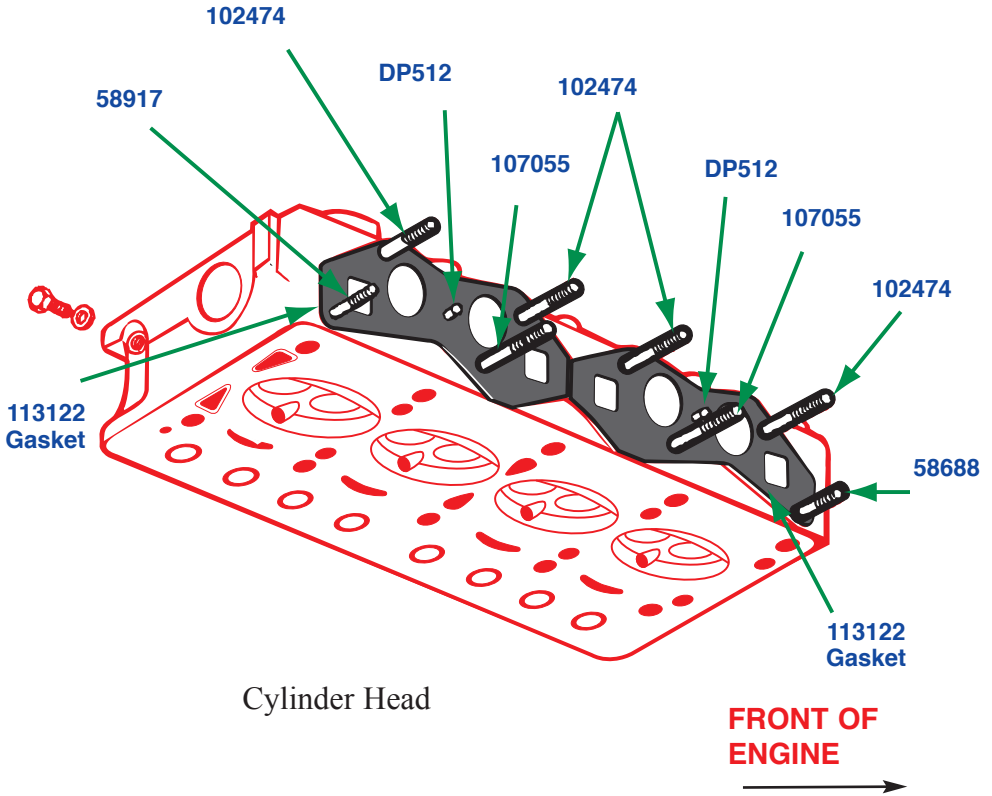
ENGINE STUDS AND ASSOCIATED HARDWARE
—Continued

Part No.	Description	No. Off	Current Prices on Website
	STUDS AND DOWEL PINS, front face of engine block		
DP512	Dowel , locating from engine plate	2	
V7318	Stud , front engine plate and timing cover attachment	1	
V7322	STUD , distributor pedestal to engine block	2	
	STUDS AND DOWEL PINS, gearbox to engine block		
V7318	Stud , attaching gearbox to engine block	3	
DP612	Dowel , locating gearbox to engine block	2	
	OIL FILTER HOUSING		
112170	Stud , securing filter housing to engine block	1	
112233	Bolt , upper front	1	
112231	Bolt , upper rear	1	
112232	Bolt , lower rear	1	
WL208	Washer , lock	3	

Section Continues On Next Page

ENGINE REBUILDING

ENGINE STUDS AND ASSOCIATED HARDWARE —Continued



Part No.	Description	No. Off	Current Prices on Website
----------	-------------	---------	---------------------------

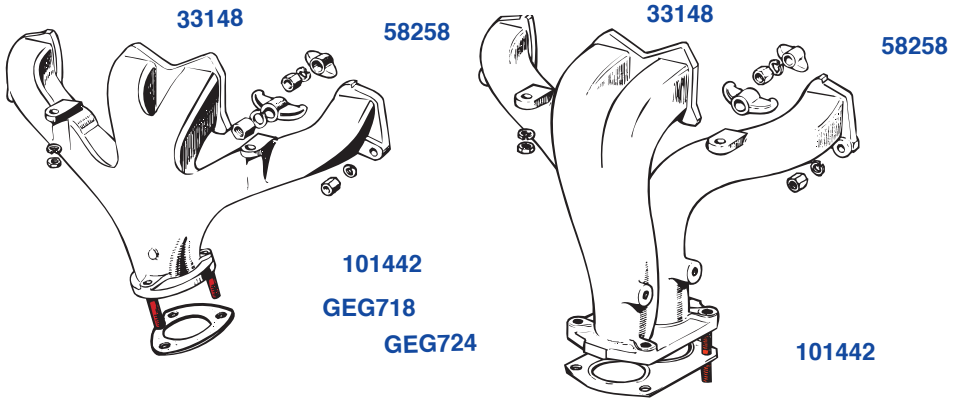
MANIFOLD STUDS AND RELATED

COMPONENTS; intake and exhaust manifold attachment to cylinder head

58917	Stud , 1-15/16-inch, lower, rear	1	
58688	Stud , 1-11/16-inch, lower, front	1	
102474	Stud , 2.06-inch, top	4	
107055	Stud , 2.38-inch, lower, center	2	
113122	Gasket , intake/exhaust manifolds to cylinder head	2	

Section Continues On Next Page

ENGINE STUDS AND ASSOCIATED HARDWARE —Continued



Part No. Description No. Of Current Prices on Website

EXHAUST FLANGE STUDS AND

RELATED DETAILS, TR4 only

GEG718	Gasket , exhaust flange, one hole, TR4	1
101442	Stud , exhaust flange	3
108951	Nut , brass, exhaust flange attachment	3
WL209	Lock Washer , under nut	3
58258	Clamp , small, manifolds to cylinder head	4
33148	Clamp , large, manifolds to cylinder head	2
56675	Nut , manifolds to cylinder head	8
WL209	Lock Washer , under nuts	8

EXHAUST FLANGE STUDS AND

RELATED DETAILS, TR4A only

GEG724	Gasket , exhaust flange, two holes, TR4	1
101442	Stud , exhaust flange	4
108951	Nut , brass, exhaust flange attachment	4
WL209	Lock Washer , under nut	4
58258	Clamp , small, manifolds to cylinder head	4
33148	Clamp , large, manifolds to cylinder head	2
56675	Nut , manifolds to cylinder head	8
WL209	Lock Washer , under nuts	8

HARDWARE, oil sump to engine block, early TR4 with breather pipe

100749	Screw , set, sump to block	16
HU855	Screw , set, sump to front sealing block	1
105220	Screw , set, breather pipe clip and slave cylinder stay to sump and block	2
WL208	Washer , lock	19

HARDWARE, oil sump to engine block, late TR4, TR4A with closed circuit breathing system (no breather pipe on side of block)

100749	Screw , set, sump to block	17
HU855	Screw , set, sump to front sealing block	1
105220	Screw , set, breather pipe clip and slave cylinder stay to sump and block	1
WL208	Washer , lock	19

ENGINE REBUILDING


HIGH-PERFORMANCE ALLOY VALVE COVERS

“Dress Up Your Engine Compartment with an Alloy Valve Cover”

Alloy valve covers provide both beauty and function, dressing up the engine compartment of your TR4 or TR4A while helping to dissipate engine heat. An alloy cover is also stronger and will not crush when tightening the nuts securing the cover to the cylinder head.

We are pleased to offer an alloy valve cover manufactured by Offenhauser, the famous American manufacturer of racing engines. The Offenhauser cover is the nicest we have seen, with castings that are very well made and with a high level of polish. Please note that the Offenhauser valve covers do not have the breather tube found on later TR4 and TR4A engines.

In addition, we offer a range of very nice valve covers from an English supplier. Hundreds have been sold to satisfied customers over the years. The English covers are available in three different finishes. We particularly like the black crackle finish.



Part No.	Description	No. Off	Current Prices on Website
----------	-------------	---------	---------------------------

OFFENHAUSER ALLOY VALVE COVER

HP410	Alloy Valve Cover , Offenhauser brand; fits TR4, TR4A; no breather tube; includes oil filler cap and valve cover gasket	1	
-------	--	---	--

ALLOY VALVE COVERS, early TR4

without breather tube in side of cover; includes oil filler cap

VCTR41/SVR	Valve Cover , early TR4, silver finish	1	
VCTR41/BLK	Valve Cover , early TR4, black finish	1	
VCTR41/CRK	Valve Cover , early TR4, black crackle finish	1	

ALLOY VALVE COVERS, later TR4, TR4A

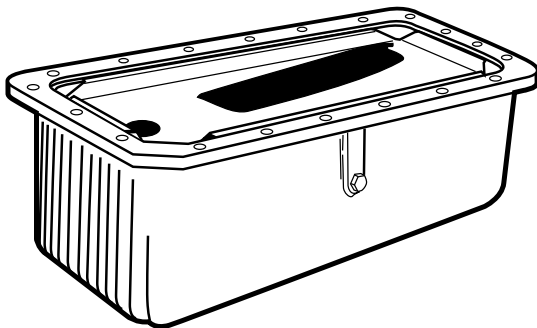
with breather tube in side of cover; includes oil filler cap

VCTR42/SVR	Valve Cover , later TR4, TR4A, silver finish	1	
VCTR42/BLK	Valve Cover , later TR4, TR4A, black finish	1	
VCTR42/CRK	Valve Cover , later TR4, TR4A, black crackle finish	1	

ENGINE REBUILDING

HIGH-PERFORMANCE CAST ALLOY OIL SUMPS

In the “Accessories and Special Orders” section of the factory parts book you can find a listing for an aluminium oil sump kit, Part No. 502126. As you once could back in the days when TR4’s and TR4A’s were new, you can order a cast aluminium sump from The Roadster Factory. Advantages in performance include better heat dissipation and increased oil capacity, not to mention the racy appearance of an alloy sump.



502126

Part No.	Description	No. Off	Current Prices on Website
----------	-------------	---------	---------------------------

CAST ALLOY OIL SUMP

502126	Cast Alloy Oil Sump Kit; includes windage tray, gasket, and hardware	1	
--------	---	---	--

ROCKER COVER COMPONENTS



GEG437



113569



138176



143393

Part No.	Description	No. Off	Current Prices on Website
----------	-------------	---------	---------------------------


GEG437	Gasket, cork, rocker cover to cylinder head HARDWARE, cover to head	1	
59011	Stud, rocker cover	2	
YN2908	Nut, nyloc	2	
WP8	Washer, plain	2	
WF508	Washer, fibre	2	

OIL FILLER CAPS

113569	Cap, oil; slides over tube on rocker cover, TR4	1	
138176	Cap, oil; fitted to cars with closed circuit breather system, TR4	1	
143393	Cap, oil, TR4A	1	

ENGINE REBUILDING

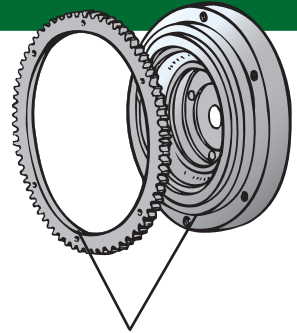
FLYWHEELS AND RING GEARS



HP280



115776




115785R

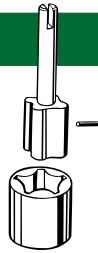
Part No.	Description	No. Off Current Prices on Website
115785R	FLYWHEEL AND RING GEAR ASSEMBLY , flywheel is resurfaced and balanced with a new ring gear installed, bolt-on ring gear, TR4 only	1
CORE100	Core Charge on the above	1
143105R	FLYWHEEL AND RING GEAR ASSEMBLY , flywheel is resurfaced and balanced with a new ring gear installed, TR4A only	1
CORE100	Core Charge on the above	1
	ALUMINIUM FLYWHEELS; deliver more power to the wheels a lot quicker	
HP280	Flywheel, aluminium , TR4; does not include ring gear	1
HP281	Flywheel, aluminium , TR4A; does not include ring gear	1
	RING GEARS	
202834	Ring Gear , new, bolt-on type	1
112653	Bolt , ring gear to flywheel	6
115776	Lock Tab , ring gear to flywheel	6

ENGINE LUBRICATION

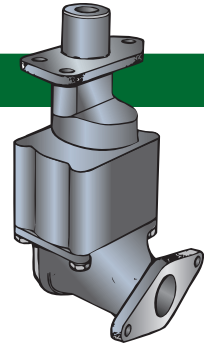
OIL PUMPS



100862



504862

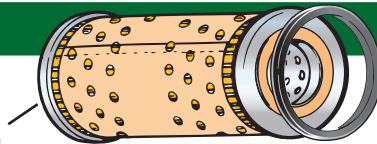


200155

Part No.	Description	No. Off	Current Prices on Website
200155	Oil Pump , new	1	
504862	Rebuild Kit , oil pump; includes complete rotor assembly	1	
100682	Filter Screen Assembly , oil pump	1	
56282	Gasket , oil pump to block	1	
	HARDWARE , securing oil pump to engine block		
HN2008	Nut	2	
WL208	Washer , lock	2	
	HARDWARE , securing screen to pump		
HU705	Screw , set	2	
HN2007	Nut	2	
WL207	Washer , lock	2	

OIL FILTER DETAILS

GFE104



500321

Part No.	Description	No. Off	Current Prices on Website
GFE104	Oil Filter 1		
GFE104/3	Oil Filter , three-pack; includes three filters	1	
500321	Seal , rubber, between bolt head and filter canister	1	

MISCELLANEOUS



114774



32307



RFT131



155660

Part No.	Description	No. Off	Current Prices on Website
32307	Felt Washer , dipstick	1	
114774	Oil Drain Plug , square-headed type as original	A/R	
155660	Oil Drain Plug , magnetic; original looking hex head plug	A/R	
60414	Spring , oil pressure relief	1	
RFT131	Wrench , oil drain plug and rear brake adjuster	1	

ENGINE LUBRICATION

OIL FILTER ASSEMBLY — RELATED COMPONENTS



Part No.	Description	No. Off Current Prices on Website
112146	Gasket , filter housing to engine block	1
	HARDWARE , securing filter housing to engine block	
112233	Bolt , upper front	1
112231	Bolt , upper rear	1
112232	Bolt , lower rear	1
WL208	Washer , lock	3
112170	Stud	1
	HARDWARE , securing banjo fitting on pipe to stud listed above	
114033	Washer , copper, between pipe and housing	1
114034	Washer , copper, between pipe and cap nut	1
DN3408	Nut , cap	1
102227	Clip , securing pipe to fuel pump stud	1
	OIL PRESSURE PIPES AND HOSES , early TR4; where flexible hose and two steel pipes are used between filter head housing and gauge	
200646	Pipe , filter housing to flexible hose	1
102238	Hose , flexible between steel pipes	1
208634	Pipe , metal, between flexible hose and oil pressure gauge	1
600395	Grommet , pipe through bulkhead	1
	OIL PRESSURE PIPES AND HOSES , later TR4 TR4A; where nylon pipe is used between filter housing pipe and gauge	
200646	Pipe , filter housing to nylon pipe	1
138308	Pipe , nylon, between filter housing pipe and oil pressure gauge	1
600395	Grommet , pipe through bulkhead	1
	FITTINGS , oil pressure adjustment	
BL27	Ball , steel	1
60414	Spring , between ball and oil pressure adjusting screw	1

ENGINE LUBRICATION

SPIN-ON OIL FILTER ADAPTORS

“Install a Spin-on Oil Filter Adaptor to Make Oil Changes Easier and Less Messy”

A spin-on adaptor allows you to use a standard spin-on filter for easier oil changes. The spin-on adaptor fits in place of the original filter canister. Two different types of filter heads were fitted by Triumph, please note thread type before ordering



GFE148



TRFEL401

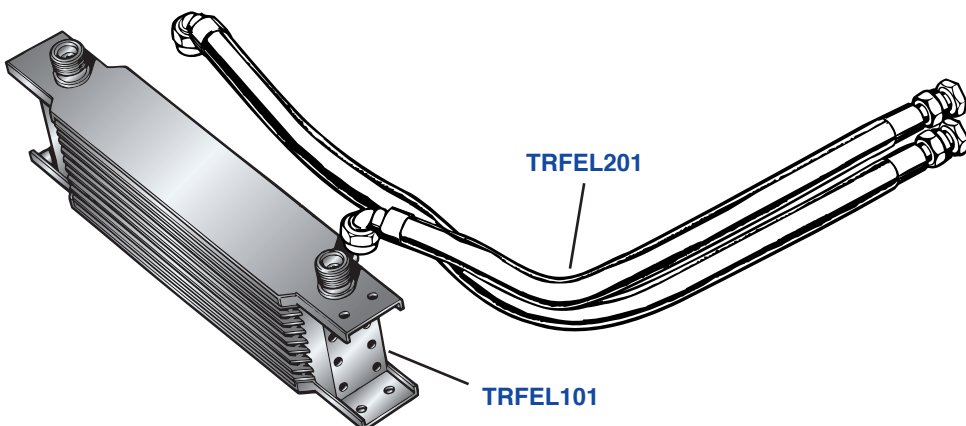
TRFEL402



Part No.	Description	No. Off	Current Prices on Website
TRFEL401	Adaptor , spin-on, Tecalemit brand filter heads, fine thread bolt	1	
TRFEL402	Adaptor , spin-on, Purolator brand filter head, coarse thread bolt	1	
GFE148	Filter , oil, spin-on, for use with either of the kits listed above	1	
GFE148/3	Filter , oil; three-pack of spin-on filters	1	

OIL COOLERS AND FITTING KITS

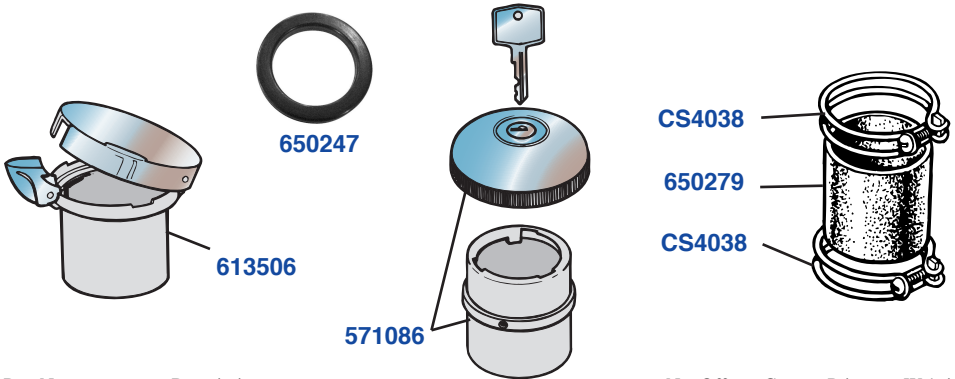
“Oil Coolers—Just Like the Racers Use”



Part No.	Description	No. Off	Current Prices on Website
TRFEL101	Radiator , oil cooler, thirteen row	1	
TRFEL201	Hose Kit , oil cooler, rubber hoses and adaptor; does not include oil cooler	1	
TRFEL209	Hose Kit , oil cooler, stainless steel braided hoses and adaptor; does not include oil cooler	1	

FUEL SYSTEM

FUEL FILLER CAPS

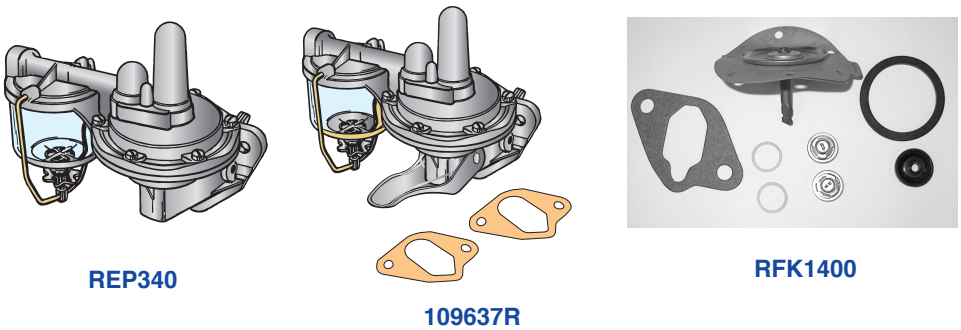


Part No.	Description	No. Off	Current Prices on Website
----------	-------------	---------	---------------------------

FUEL FILLER CAPS AND ASSOCIATED COMPONENTS

613506	Fuel Cap Assembly , chromed, as original	1	
571086	Fuel Cap , locking, chromed	1	
650247	Rubber Grommet , between fuel cap and hole in rear deck	1	
650279	Hose , cap to tank	1	
CS4038	Clip , hose, securing hose to cap and to tank	2	

FUEL PUMPS



Part No.	Description	No. Off	Current Prices on Website
----------	-------------	---------	---------------------------

REP340	Fuel Pump , aftermarket	1	
109637R	Fuel Pump ; original style pump rebuilt by C.A.R. Components	1	INQ
CORE75	Core Charge on the above	1	
RFK1400	Repair Kit , for original AC fuel pump HARDWARE , securing pump to engine block	1	
HN2008	Nut	2	
WL208	Washer , lock	2	
39888	Gasket , pump to engine	1	

FUEL SYSTEM

FUEL TANK SENDING UNITS

110777



209195



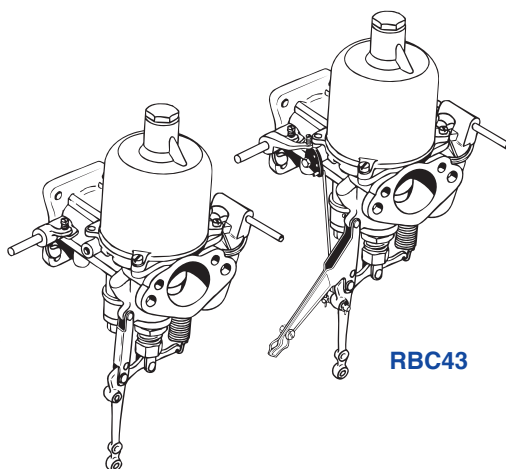
Part No.	Description	No. Off	Current Prices on Website
209195	Sending Unit , fuel tank	1	
110777	Gasket , cork, sending unit to tank	1	

REBUILT CARBURETTORS

“Want Your Carburetors Rebuilt Right the First Time? Send Them to Us at C.A.R. Components”

Rebuilt by C.A.R.Components to factory standards. As core availability is sometimes an issue, we prefer to rebuild and return your carburetors. This also ensures that you refit the exact carburetors that came on your car. The rebuilding process consists of completely stripping the carburetors down to bare bodies, bead blasting, rebushing the bodies (as required), and reassembling using new gaskets, jets, metering needles, throttle shafts, and needle floats valves.

Call us at
800 234-1104, ext. 3010 to
discuss your needs. C.A.R. Components
is currently closed, we will update this
page when it becomes open again.



RBC43

Part No.	Description	No. Off	Current Prices on Website
RBC43	Rebuilt Carb Set , SU H6 carbs, early TR4	1	
RBC44	Rebuilt Carb Set , Zenith-Stromberg carbs numbered 1825, TR4	1	
RBC45	Rebuilt Carb Set , Zenith-Stromberg carbs numbered 3069, TR4A	1	
RBC46	Rebuilt Carb Set , Zenith-Stromberg carbs numbered 3043, TR4A	1	
RBC47	Rebuilt Carb Set , SU HS6 carbs, later TR4A	1	

A Core Charge of \$200.00 will be applied to any of the carb sets listed above unless we receive your cores first.

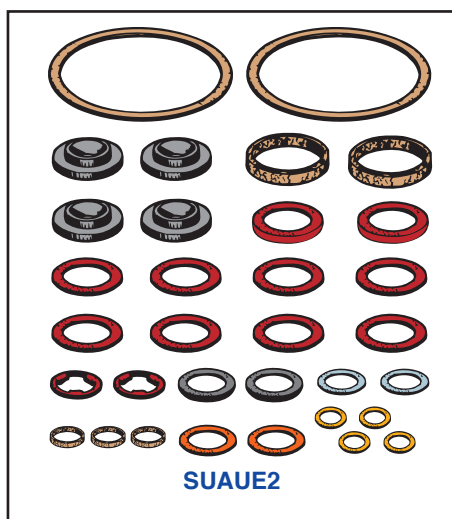
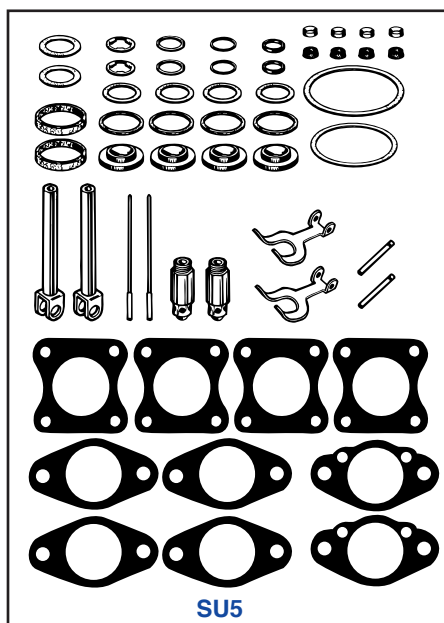

FUEL SYSTEM

CARBURETTOR REBUILDING, SU CARBS

SU H6 carbs were fitted to early TR4, SU HS6 carbs were fitted to later TR4A. Listed below are the popular rebuilding kits.

CARBURETTOR KITS


SUAUD9096



Part No.	Description	No. Off	Current Prices on Website
SUAUE2	Gasket Set , for two carbs; includes all cork, metal, and fibre, paper, and rubber gaskets required, TR4 with H6 carbs	1	
SU5	Major Rebuild Kit , SU H6 carbs, early TR4, for two carbs; includes gaskets, needles, jets, and needle float valves	1	
SU11	Major Rebuild Kit , SU HS6 carbs; later TR4A; includes gaskets, jets, needles, and needle float valves	1	
SUAUD9096	Needle Float Valve , early TR4, late TR4A; included in major kits listed above	2	

FUEL SYSTEM

THROTTLE SHAFT KITS AND CARB BODY REBUSHING




Part No.	Description	No. Off	Current Prices on Website
RFK138	Throttle Shaft Kit, SU H6 carbs; includes two throttle shafts and four bushes; precise machine work required for installation	1	
RFK139	Throttle Shaft Kit, SU HS6 carbs; includes two throttle shafts and four bushes; precise machine work required for installation	1	
RBCB101	Carburettor Rebushing Service; includes throttle shaft kit, and precision installation on your carbs bodies; carb bodies must be stripped completely and sent to us, please leave old shafts and butterflies in place	1	

Call us at 800 234-1104, ext. 3010 to discuss carb rebushing.
C.A.R. Components is currently closed, we will update this page when it becomes open again.

CARBURETTOR ATTACHMENT, SU CARBS



112866



112867

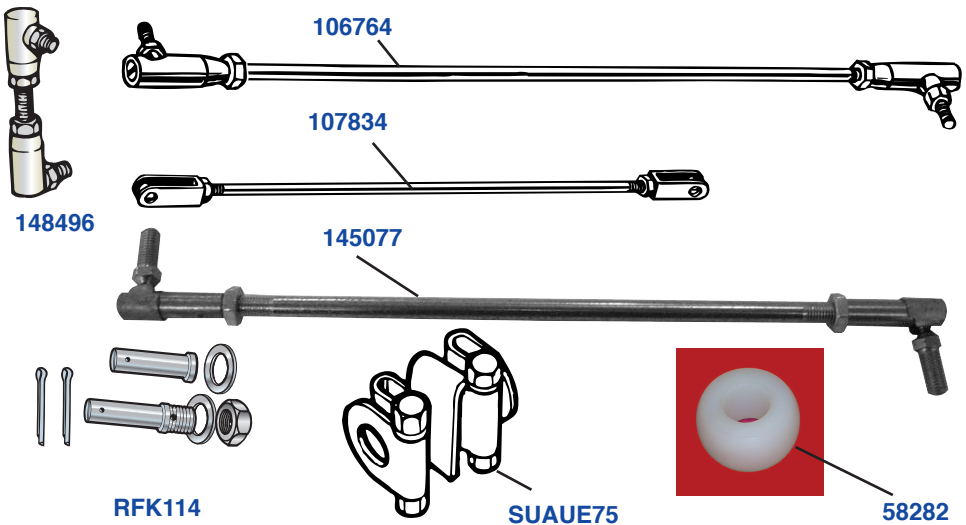


113122

Part No.	Description	No. Off	Current Prices on Website
112866	Spacer, carburettor to manifold	2	
112867	Gasket, on each side of spacer	4	
	HARDWARE, securing carburettors to intake manifold		
FHS2513	Stud	8	
HN2008	Nut, hex, carb to manifold	8	
WL208	Washer, lock	8	
	RELATED PART		
113122	Gasket, intake and exhaust manifold to cylinder head	2	

FUEL SYSTEM

CARBURETTOR LINKAGE, SU CARBS



Part No. Description No. Off Current Prices on Website

CARBURETTOR LINKAGE, SU H6 CARBS

148496	Link Rod Assembly , short; includes ball ends	1
106764	Link Rod Assembly , long; includes ball ends	1
106756	Lever , bellcrank	1
107834	Link Rod , connecting jet levers	1
SUAUC1029	Jet Levers	1
RFK114	Joint Pin Kit , securing fork on link rod to front jet lever	1
SUAUE75	Folded Coupling , secures connecting rod between carbs to throttle shafts; includes bolts, washers and nuts	2
58282	Bush , nylon, accelerator shaft; fitted to brackets in bulkhead	2
27645	Spring , return, accelerator shaft	1


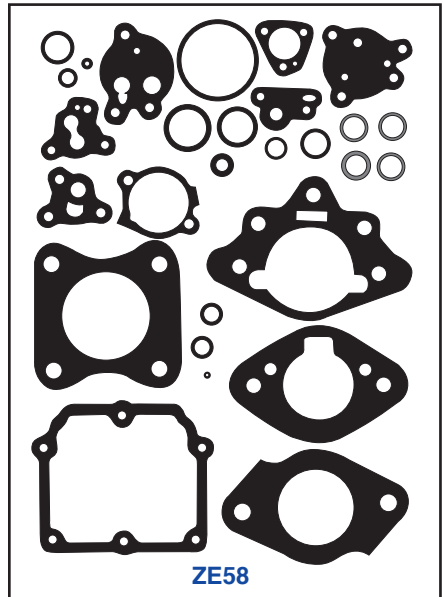


CARBURETTOR LINKAGE, SU HS6 CARBS

145226	Link Rod Assembly , short	1
145077	Link Rod Assembly , long	1
145197	Spring , throttle return, attached to throttle levers and bracket	2
145073	Lever , bellcrank HARDWARE , securing bellcrank lever to support bracket	1
136482	Bolt , shouldered	1
WP8	Washer , plain	1
WL208	Washer , lock	1
HN2008	Nut , hex	1
58282	Bush , nylon, accelerator shaft; fitted to brackets in bulkhead	2
27645	Spring , return, accelerator shaft	1

FUEL SYSTEM

CARBURETTOR REBUILDING , ZENITH-STROMBERG

Zenith-Stromberg carbs were fitted to later TR4 and early TR4A



Part No.	Description	No. Off	Current Prices on Website
----------	-------------	---------	---------------------------

CARBURETTOR KITS

ZE58	Gasket Set	2	
ZECD3	Major Rebuild Kit , for one carb; includes gaskets, diaphragm, jet, and needle float valve	2	
ZEB19053	Needle Float Valve ; included in major rebuild kit listed above	2	
ZEO19522	Jet Orifice ; included in major rebuild kit listed above	2	

METERING NEEDLES; not included in
major kits listed above

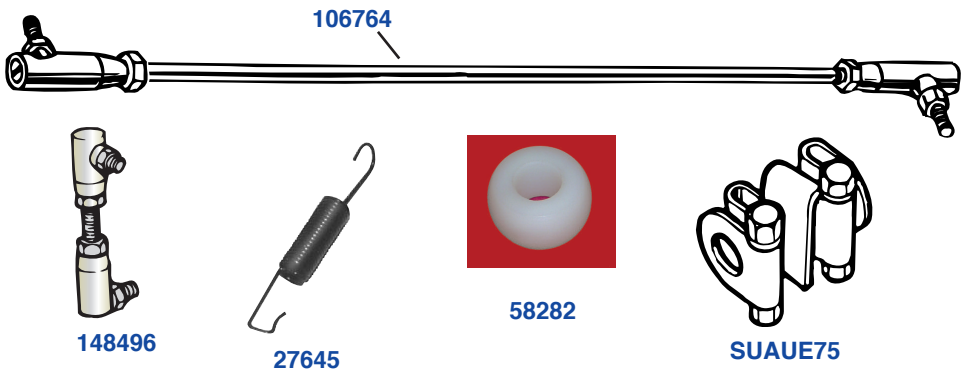
ZEO20101	Metering Needle , code 2A; fits TR4 with carb no. 1825	2	
ZEB16948	Metering Needle , code 2H; fits TR4A with carb no. 3069	2	
ZEB16625	Metering Needle , code 2E; fits TR4A with carb no. 3043	2	

THROTTLE SHAFT KITS AND REBUSHING

RFK140	Throttle Shaft Kit ; includes two throttle shafts and four bushes; precise machining required for installation	1	
--------	---	---	--

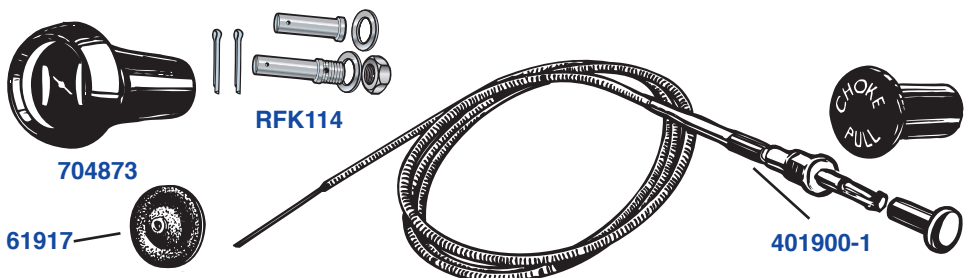
FUEL SYSTEM

CARBURETTOR LINKAGE, ZENITH-STROMBERG



Part No.	Description	No. Off	Current Prices on Website
	CARBURETTOR LINKAGE, TR4, TR4A		
148496	Link Rod Assembly , short; includes ball ends	1	
106764	Link Rod Assembly , long; includes ball ends	1	
SUAUE75	Folded Coupling , secures throttle connecting rod and starter bar and ; includes bolts, washers and nuts	4	
136481	Lever , bellcrank HARDWARE , securing bellcrank lever to manifold	1	
136482	Bolt , shouldered	1	
WP8	Washer , plain	1	
58282	Bush , nylon, accelerator shaft; fitted to brackets in bulkhead	2	
27645	Spring , return, accelerator shaft	1	

CHOKE CABLES



Part No.	Description	No. Off	Current Prices on Website
401900-1	Choke Cable Assembly , TR4, TR4A, does not include knob	1	
704873	Knob , choke cable	1	
RFK114	Pivot Pin Kit , choke cable attachment, SU H6 carbs only; includes pin, nuts, and washers choke cables	1	
61917	Grommet , rubber, choke cable to bulkhead	1	


FUEL SYSTEM

CARBURETTOR HEAT SHIELDS


“Polished Stainless Steel Heat Shields Dress Up Your Engine Compartment and Improve Performance”



HP188



HP189



HP192

Part No.	Description	No. Off	Current Prices on Website
HP188	Heat Shield , TR4, with SU carbs	1	
HP189	Heat Shield , TR4A, with center-pull throttle linkage and SU carbs	1	
HP192	Heat Shield , fits most Weber side-draught carbs; one shield per carb	2	

VELOCITY STACKS

*“High-Performance,
Great Appearance...”*




HP191



Part No.	Description	No. Off	Current Prices on Website
HP191	Velocity Stack Kit , all SU and Zenith-Stromberg	1	

TOOLS AND REFERENCE BOOKS FOR CARB REBUILDING AND TUNING

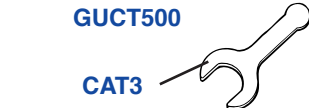
“To Help You Do the Job Right...”




GUCT500




CAT2



CAT3



RFP513



RFP500

Part No.	Description	No. Off	Current Prices on Website
RFP513	SU Carburettor High-Performance Manual , by Des Hammill	1	
RFP500	Haynes Carburettor Workshop Manual , SU, Zenith-Stromberg, and Weber	1	
CAT2	Unisyn Air Flow Meter ; for synchronizing multiple carbs	1	
CAT3	Wrench , adjusting, SU H6 carbs	1	
GUCT500	Colortune Tune-up Kit ; allows you to set your fuel mixture by observing the colour of combustion inside your cylinders	1	

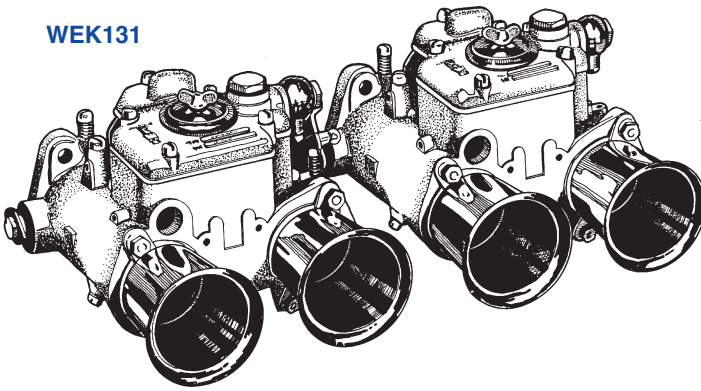
FUEL SYSTEM

WEBER CARBURETTORS

“Famous Weber Carburetors for Your Triumph”

A conversion to Weber carburetors is a popular way to boost your engine's performance. Each Weber kit includes two side draught carburetors, a special intake manifold, and linkage. It should be noted that a Weber carb conversion alone will not allow the performance gains that you might be hoping for. Additional modifications will be needed, including, but not limited to, the fitting of headers, cylinder head work, etc. To further discuss a Weber conversion, call Dave Hagenbuch at 800 234-1104, ext. 3013.

WEK131



TRFCD85



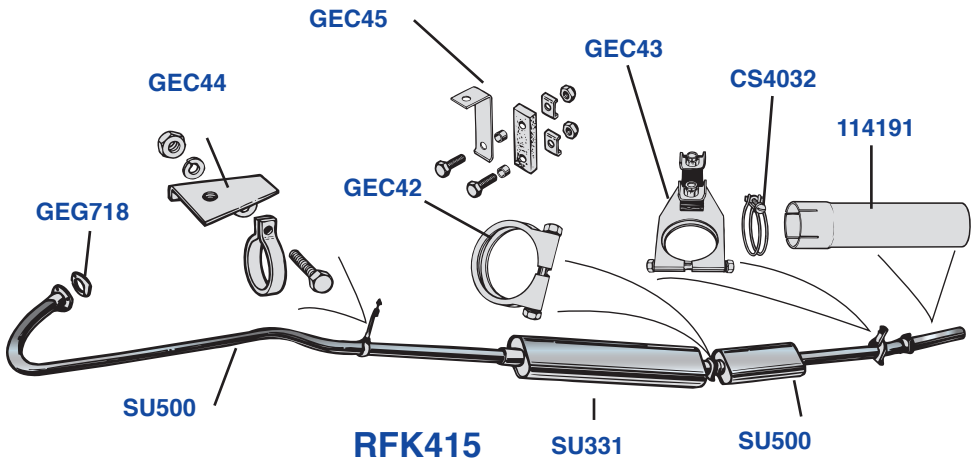
TRFCD9

Part No.	Description	No. Off Current Prices on Website
WEK131	Weber Side-draught Carb Kit; dual DCOE carbs with manifold, linkage, and velocity stacks	1
TRFCD85	AIR FILTER ASSEMBLY, K & N brand, chromed, with washable filter element, for Weber DCOE carbs	2
TRFCD9	Filter Element, washable	2

EXHAUST SYSTEMS, TR4

MILD STEEL EXHAUST, TR4

“High Quality Stock Replacement Exhaust Components”

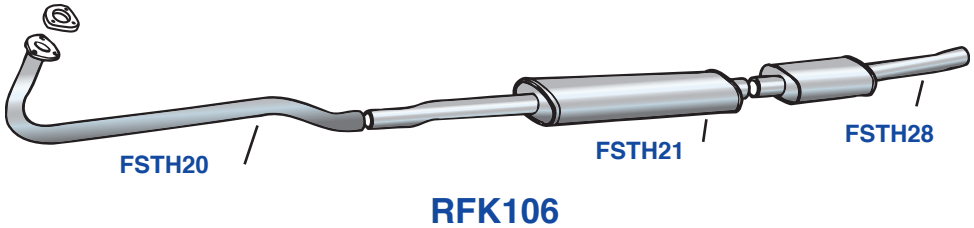


Part No.	Description	No. Off Current Prices on Website
RFK415	MILD STEEL EXHAUST SYSTEM; includes three exhaust components and all hangers and clamps	1
RFK102	MILD STEEL EXHAUST SYSTEM, includes flange gasket and three exhaust components only	1
GEG718	Gasket, exhaust flange	1
SU500	Front Downpipe	1
SU331	Center Muffler	1
SU358	Rear Muffler	1
HANGER AND CLAMP KITS, TR4		
GEC44	Gearbox Mounting Kit; brackets and hardware hanging exhaust from gearbox mounting	1
GEC42	Exhaust Clamp Kit; securing center muffler to rear muffler	1
GEC45	Exhaust Hanger Kit; hanging mufflers from frame or body; TR4 after comm. no. CT11454; attaches to GEC42	1
GEC43	Exhaust Hanger Kit, rear muffler; includes flexible hanger, bracket, and all hardware	1
RFK354	TAIL PIPE EXTENSION KIT	1
114191	Extension, tail pipe, aluminium pipe per factory design	1
CS4032	Clip, securing extension to rear muffler	1

EXHAUST SYSTEMS, TR4

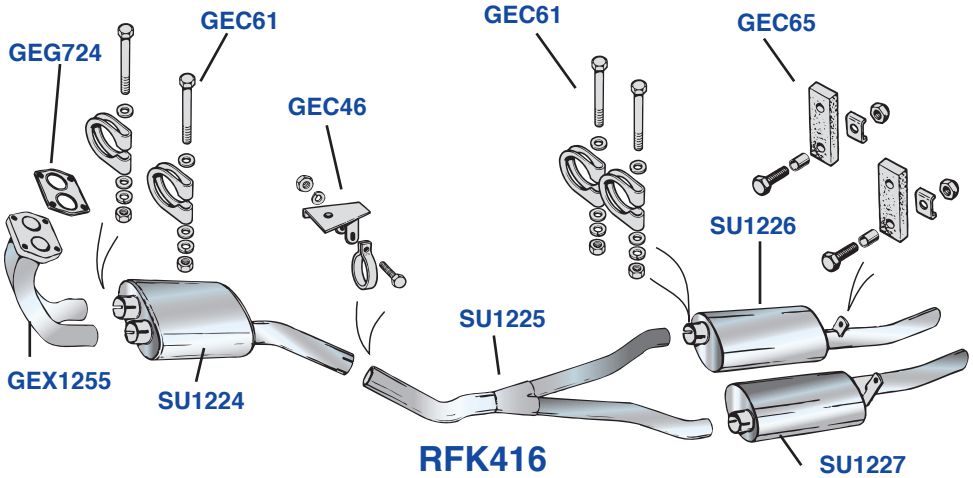
STAINLESS STEEL EXHAUST, TR4

“Long Lasting Stainless Steel Exhaust Components Made to Factory Configurations”



Part No.	Description	No. Off	Current Prices on Website
RFK106	STAINLESS STEEL EXHAUST SYSTEM, TR4; three-piece system; includes gasket	1	
FSTH20	Front Pipe, stainless steel	1	
FSTH21	Center Muffler, stainless steel	1	
FSTH28	Rear Muffler, stainless steel	1	
GEG718	Gasket, exhaust flange	1	
	HANGER AND CLAMP KITS, TR4		
GEC44	Gearbox Mounting Kit; brackets and hardware hanging exhaust from gearbox mounting	1	
GEC42	Exhaust Clamp Kit; securing center muffler to rear muffler	1	
GEC45	Exhaust Hanger Kit; hanging mufflers from frame or body; TR4 after comm. no. CT11454; attaches to GEC42	1	
GEC43	Exhaust Hanger Kit, rear muffler; includes flexible hanger, bracket, and all hardware	1	
RFK354	TAIL PIPE EXTENSION KIT	1	
114191	Extension, tail pipe, aluminium pipe per factory design	1	
CS4032	Clip, securing extension to rear muffler	1	

EXHAUST SYSTEMS, TR4A

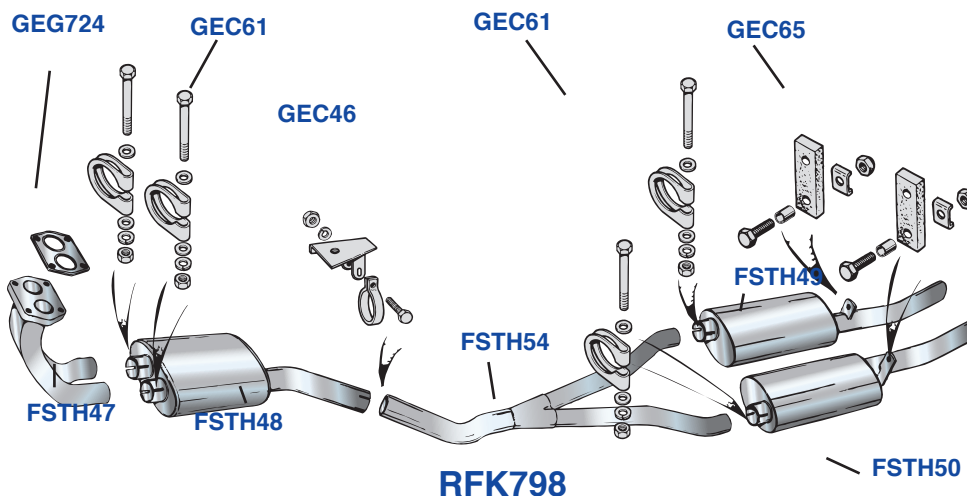
MILD STEEL EXHAUST SYSTEMS, EARLY TR4A;
with Twin Rear Mufflers

Part No.	Description	No. Off	Current Prices on Website
RFK416	MILD STEEL EXHAUST SYSTEM; early TR4A with twin rear mufflers; includes mufflers, pipes, flange gasket, hangers, clamps, and hardware	1	
RFK417	MILD STEEL EXHAUST SYSTEM; includes flange gasket, pipes and mufflers; does not include hangers, clamps, and hardware	1	
GEG724	Gasket, exhaust flange	1	
GEX1255	Front Pipe; double downpipe	1	
SU1224	Front Muffler	1	
SU1225	Y-pipe	1	
SU1227	Rear Muffler, L.H.	1	
SU1226	Rear Muffler, R.H.	1	
	HANGERS AND CLIPS; included in RFK416 kit listed above		
RFK799	Hardware Kit; includes studs, lock washers, and nuts; securing front pipe to manifold	1	
GEC61	Exhaust Clip Kit; securing front pipe to front muffler and y-pipe to rear mufflers	4	
GEC46	Gearbox Mounting Kit, for hanging exhaust from gearbox mounting	1	
GEC65	Rear Hanger Kit, hangs rear mufflers from brackets on chassis frame	2	

EXHAUST SYSTEMS, TR4A

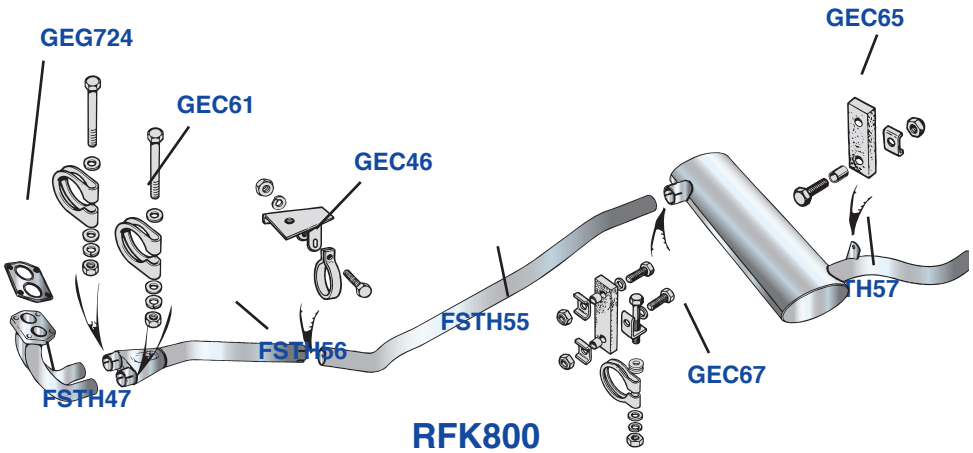
STAINLESS STEEL EXHAUST, Early TR4A; with Twin Rear Mufflers

“Possibly the Last Exhaust Components You Will Need to Buy”



Part No.	Description	No. Off	Current Prices on Website
RFK798	STAINLESS STEEL EXHAUST SYSTEM ; complete with mufflers, pipes, and all hanging kits and clamps	1	
RFK108	STAINLESS STEEL EXHAUST SYSTEM ; includes exhaust flange gasket, pipes, and mufflers; does not include mounting hardware	1	
GEG724	Gasket , exhaust flange	1	
FSTH47	Front Pipe , double downpipe	1	
FSTH48	Front Muffler	1	
FSTH54	Y-pipe	1	
FSTH50	Rear Muffler , L.H.	1	
FSTH49	Rear Muffler , R.H.	1	
	HANGERS AND CLIPS ; included in RFK798 kit listed above		
RFK799	Hardware Kit ; includes studs, lock washers, and nuts; securing front pipe to manifold	1	
GEC61	Exhaust Clip Kit ; securing front pipe to front muffler and y-pipe to rear mufflers	4	
GEC46	Gearbox Mounting Kit , for hanging exhaust from gearbox mounting	1	
GEC65	Rear Hanger Kit , hangs rear mufflers from brackets on chassis frame	2	

EXHAUST SYSTEMS, TR4A

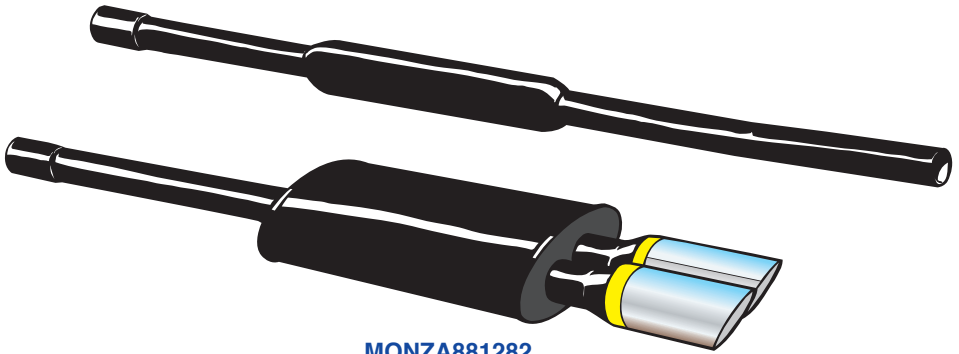
STAINLESS STEEL EXHAUST, LATER TR4A;
with Single, Transverse Rear Muffler

Part No.	Description	No. Off	Current Prices on Website
RFK800	STAINLESS STEEL EXHAUST SYSTEM; includes pipes, muffler, gasket, hangers, clamps, and hardware	1	
RFK107	STAINLESS STEEL EXHAUST SYSTEM; includes flange gasket, pipes, and muffler only; does not include hangers, clamps, and hardware	1	
GEG724	Gasket, exhaust flange	1	
FSTH47	Front Pipe, double downpipe	1	
FSTH56	Collector Pipe	1	
FSTH55	Rear Connecting Pipe	1	
FSTH57	Rear Muffler; crossbox	1	
	HANGERS AND CLIPS; included in RFK800 kit listed above		
RFK799	Hardware Kit; includes studs, lock washers; and nuts, securing front pipe to manifold	1	
GEC61	Exhaust Clip Kit; securing front pipe to y-pipe	2	
GEC46	Gearbox Mounting Kit; for hanging exhaust system from gearbox mounting	1	
GEC67	Hanger and Clip Kit, rear muffler, R.H.	1	
GEC65	Hanger Assembly, rear muffler, L.H.	1	


EXHAUST SYSTEMS, TR4A

HIGH-PERFORMANCE FREE-FLOW EXHAUST SYSTEMS

“Varoom, Varoom. Look Good, Sound Good...”



MONZA881282



MONZA881287

Part No.	Description	No. Off Current Prices on Website
MONZA FREE-FLOW EXHAUST SYSTEMS		
MONZA881282	Free-flow Exhaust System, TR4; requires use of stock front pipe; includes center and rear mufflers	1
MONZA881287	Free-flow Exhaust System; TR6 system that can be fitted to TR4A IRS with some craftsmanship and additional hardware; requires use of front downpipe and TR6 front intermediate pipes; call for details	1

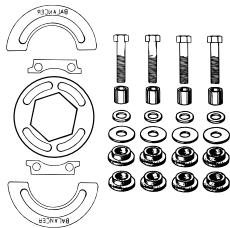
COOLING

"Everything You Will Need"


COOLING FANS



209792



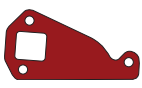
RFK538



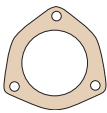
308353

Part No.	Description	No. Off	Current Prices on Website
209792	Fan , metal, four blades, TR4, later TR4A	1	
211986	Fan , metal, six blades, early TR4A	1	
308353	Cooling Fan , plastic, eight blades, yellow; this TR250 fan can solve cooling problems on TR4, TR4A models	1	
RFK538	FAN MOUNTING AND BALANCING KIT ; TR4, TR4A; plastic fan 308353 does not require balancing piece	1	
108496	Bush , rubber	8	
108499	Sleeve , metal, inside bushes	4	
108495	Washer , plain, over outside bushes	4	
108497	Washer , lock, securing crankshaft center bolt	1	
107858	Balance Piece	A/R	
HB811	Bolt , securing fan	4	
WP34	Washer , plain	4	
107857	Locking Plate , securing bolts	2	

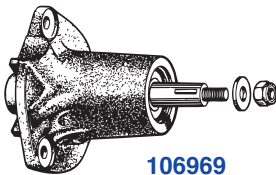
WATER PUMP AND FAN BELTS




138586



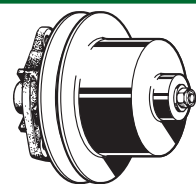
138587



106969



105537

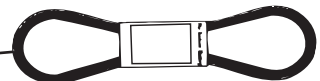


501488



GCB40975

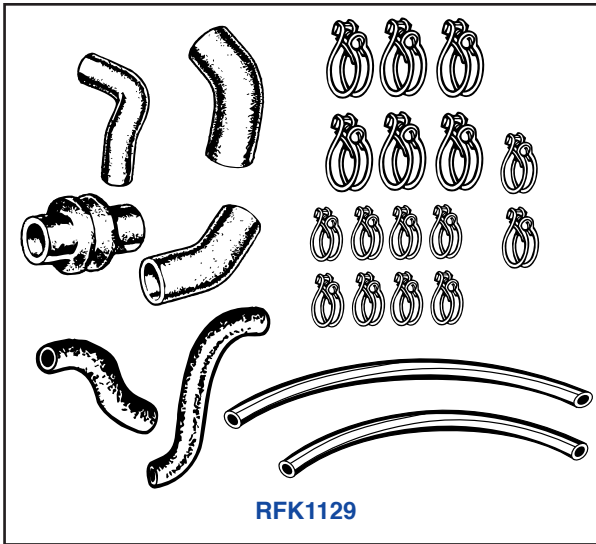
58924



Part No.	Description	No. Off	Current Prices on Website
HP106969	Water Pump Assembly , five-vane uprated pump; more efficient cooling, without pulley	1	
106969	Water Pump Assembly , without pulley	1	
105537	Pulley , water pump	1	
501488	Water Pump and Pulley Assembly	1	
138587	Gasket , water pump to housing	1	
138586	Gasket , water pump housing to engine	1	
58924	Fan Belt , smooth type	1	
GCB40975	Fan Belt , cogged type	1	

COOLING

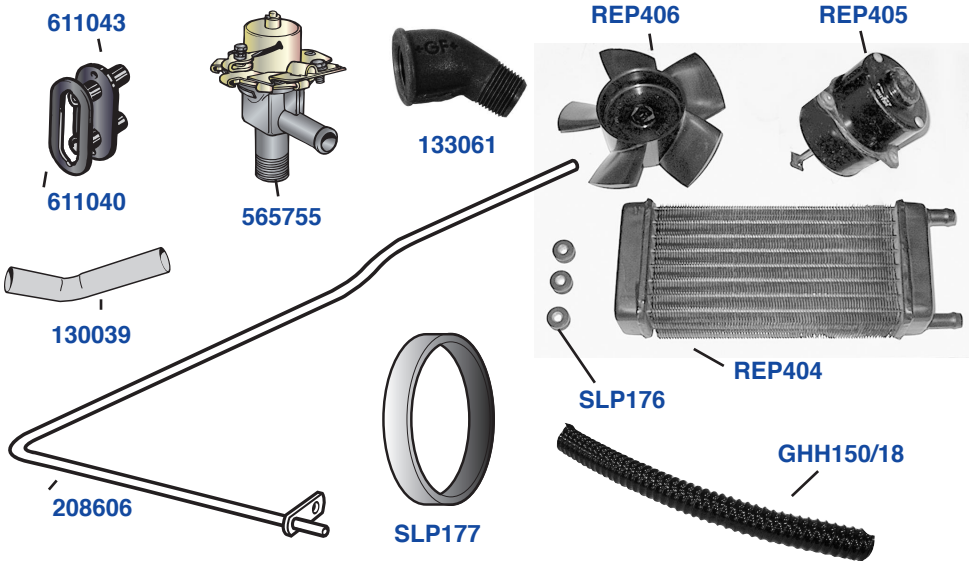
RADIATOR AND HEATER HOSES



Part No.	Description	No. Off	Current Prices on Website
RFK1129	DELUXE WATER HOSE KIT; includes all radiator hoses, heater hoses, and original wire type hose clips	1	
GRH453	Hose, radiator, top; cloth-covered as original	1	
GRH389	Hose, radiator, bottom, upper	1	
GRH390	Hose, radiator, bottom, lower	1	
105598	Hose, bypass	1	
602575	Hose, heater, water valve to bulkhead connection	1	
602569	Hose, heater, bulkhead connection to water return pipe	1	
623284	Hose, heater, under dash, bulkhead connection to heater	1	
623285	Hose, heater, under dash; heater to bulkhead connection	1	
CS4027	Hose Clip, original wire type, for large radiator hoses	6	
CS4017	Hose Clip, original wire type, for bypass hose	2	
CS4012	Hose Clip, original wire type, for heater hoses	8	
BASIC RADIATOR HOSE KITS			
RHS2	BASIC RADIATOR HOSE KIT; includes top hose, bottom hoses, and bypass hose	1	
WHS42	BASIC RADIATOR HOSE KIT; includes top hose, bottom hoses, bypass hose, and original type wire hose clips	1	

COOLING

HEATER COMPONENTS



Part No.	Description	No. Off	Current Prices on Website
----------	-------------	---------	---------------------------

WATER VALVES AND STEEL PIPES

RFK666	BULKHEAD CONNECTION KIT; includes bulkhead connection, rubber pad, and hardware	1	
611043	Bulkhead Connection , double, on bulkhead	1	
611040	Rubber Pad , sealing connection to bulkhead	1	
565755	Heater Water Valve , mounted on cylinder head	1	
133061	Elbow , heater valve to head	1	
130039	Water Pipe , connecting two lower radiator hoses	1	
208606	Pipe , heater, on L.H. side of engine	1	
101343	Adaptor , pipe to water pump body	1	
101302	Nut , pipe to adaptor	1	
TL11	Sleeve , tubing, pipe to adaptor	1	
GHH150/18	Hose , air, demister, 18-inch length	2	
CS4024	Clip , air hose	4	

HEATER COMPONENTS

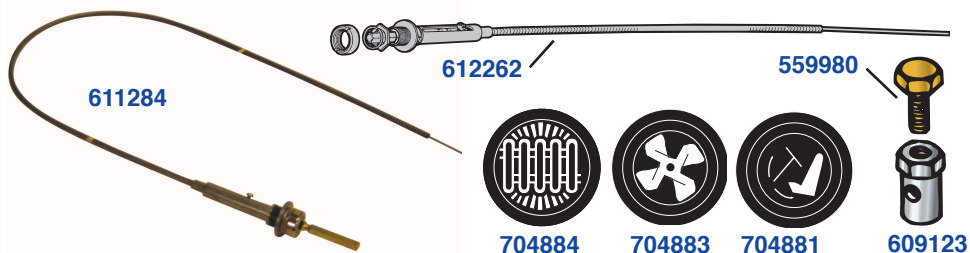
REP405	Heater Fan Motor	1	
REP404	Heater Core	1	
REP406	Fan , heater	1	
RFK1671	FITTING KIT , heater assembly to bulkhead	1	
SLP176	Mounting , rubber, heater assembly to bulkhead	3	
SLP177	Rubber Seal , heater assembly to bulkhead	1	
612241	Washer , rubber, heater to bulkhead	1	
RFK1673	Hardware Kit , includes all bolts, washers, and nuts required to fit heater to body shell	1	

COOLING

HEATER CONTROL CABLES, TR4, TR4A

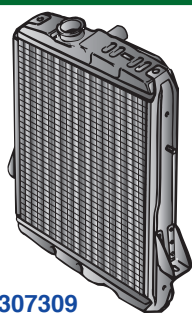
“Correct Heater Cables for TR4, TR4A...”

TRF has recently taken delivery of proper heater cables for the TR4 and TR4A models. Cables are the correct length and made to original specifications.



Part No.	Description	No. Off	Current Prices on Website
611284	Cable , heater control, long, water valve	1	
612262	Cable , air flow, short	1	
704884	Knob , water control valve	1	
704883	Knob , blower switch	1	
704881	Knob , air flow cable	1	
609123	Trunion Fitting , cable	2	
559980	Screw , trunion fitting	2	


RADIATORS AND CAPS



307309



HP652



HP651



GRC102

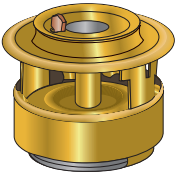


GRC112

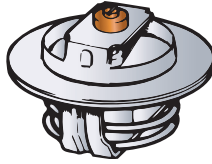
Part No.	Description	No. Off	Current Prices on Website
	RADIATORS , steel, original type		
401869	Radiator , TR4, up to comm. no. CT9552	1	
402001	Radiator , TR4, after comm. no. CT9553	1	
134456	Radiator , TR4, incorporating starting handle hole, no commission number references given in factory parts book	1	
307309	Radiator , TR4A	1	
	RADIATORS , high-performance alloy		
HP651	Radiator , alloy, TR4 with long neck	1	
HP653	Radiator , alloy, later TR4	1	
HP652	Radiator , alloy, TR4A	1	
	RADIATOR CAPS		
GRC102	Cap , radiator, 7 lb., TR4	1	
GRC112	Cap , radiator, 7 lb., TR4A	1	

COOLING

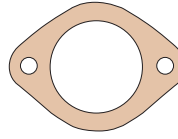
THERMOSTATS AND SENDING UNITS



BTS160



GTS104



GTG103



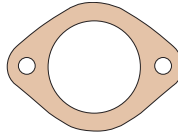
GTR108

Part No.	Description	No. Off	Current Prices on Website
BTS160	Thermostat , original bellows type, 160 deg. F	1	
	THERMOSTATS , modern standard thermostat , can be used on TR4, TR4A if bypass hose to the radiator is blocked off		
GTS102	Thermostat , 165 deg. F	1	
GTS104	Thermostat , 180 deg. F	1	
GTG103	Gasket , thermostat	1	
GTR108	SENDING UNIT , temperature	1	

THERMOSTAT HOUSING COMPONENTS



203781



GTG103

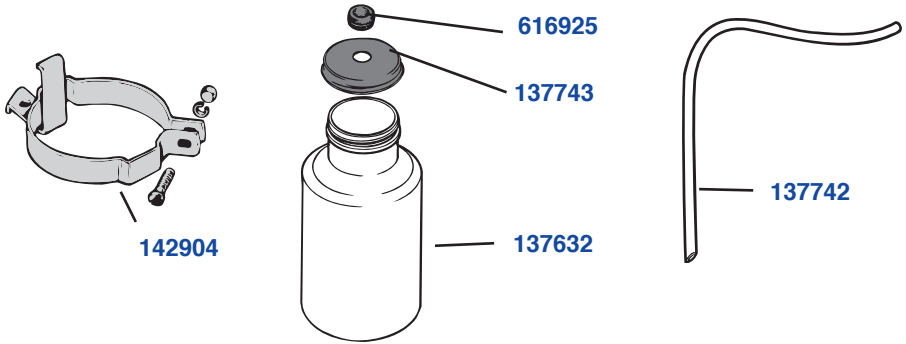


124744

Part No.	Description	No. Off	Current Prices on Website
203781	Housing , thermostat	1	
	HARDWARE , housing to cylinder head		
HB866	Bolt	2	
WL208	Washer , lock	2	
GTG103	Gasket	1	
124744	Cover , between top hose and housing	1	
	HARDWARE , cover to housing		
HB811	Bolt	2	
WL208	Washer , lock	2	
GTG103	Gasket	1	

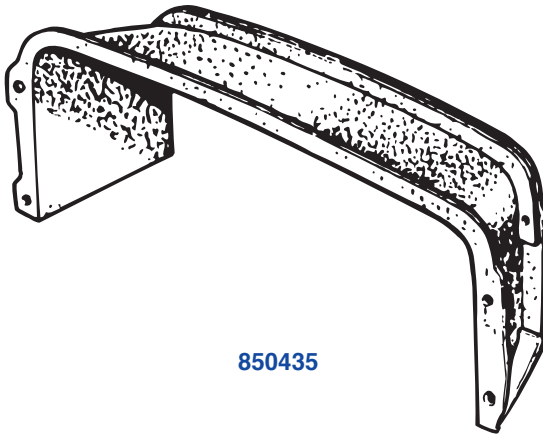
COOLING

RADIATOR OVERFLOW BOTTLES, TR4A



Part No.	Description	No. Off	Current Prices on Website
RFK185	RADIATOR OVERFLOW BOTTLE KIT; includes bottle, cap, and grommet	1	
137632	Bottle, plastic, radiator overflow	1	
137743	Cap, on bottle	1	
616925	Grommet, rubber, in cap	1	
137742	Pipe, plastic, overflow	1	
142904	Bracket, overflow bottle,	1	
	HARDWARE ATTACHING BRACKET TO SUPPORT BRACKET		
PT504	Screw, set	1	
WL205	Washer, lock	1	
HN2005	Nut	1	

RADIATOR AIR DEFLECTOR



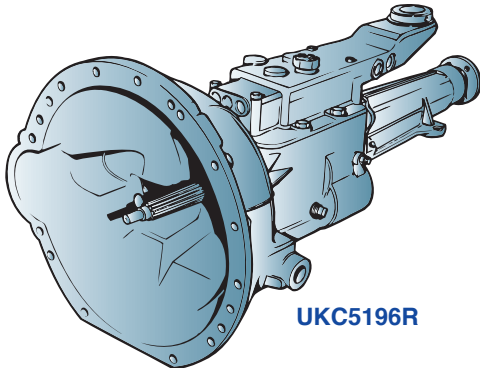
850435

Part No.	Description	No. Off	Current Prices on Website
850435	RADIATOR AIR DEFLECTOR HARDWARE, air deflector to valance panel	1	
YJ2544	Screw	7	
FJ2445	Nut, fix	7	
WP138	Washer, plain	7	

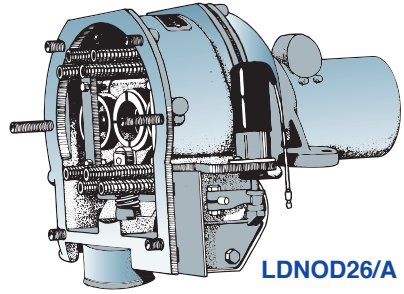
GEARBOX

REBUILT GEARBOXES AND OVERDRIVES

Gearboxes and Overdrives are rebuilt at C.A.R. Components. Many customers prefer to ship their own units to us for rebuilding.



UKC5196R



LDNOD26/A

Part No.	Description	No. Off	Current Prices on Website
UKC5196R	Gearbox Unit , rebuilt, non-overdrive	1	
UKC816R	Gearbox Unit , rebuilt, A-type overdrive type; does not include overdrive unit	1	
LDNOD26/A	Overdrive Unit , A-type, without adaptor plate; available on exchange basis only	1	

Call us at 800 234-1104, ext. 3010 to discuss having your gearbox and overdrive rebuilt. C.A.R. Components is currently closed, but we will revise this page when it reopens.

GEARBOX MOUNTING DETAILS



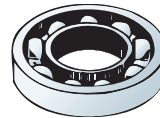

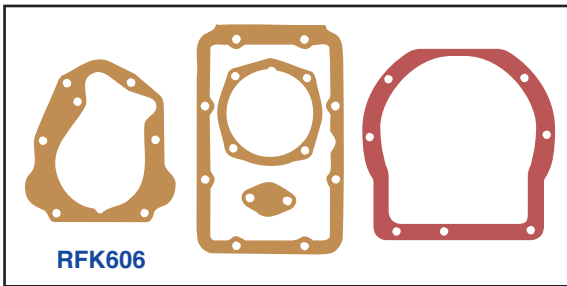
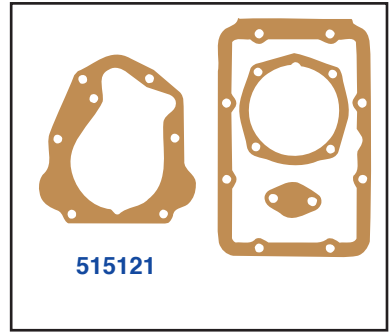
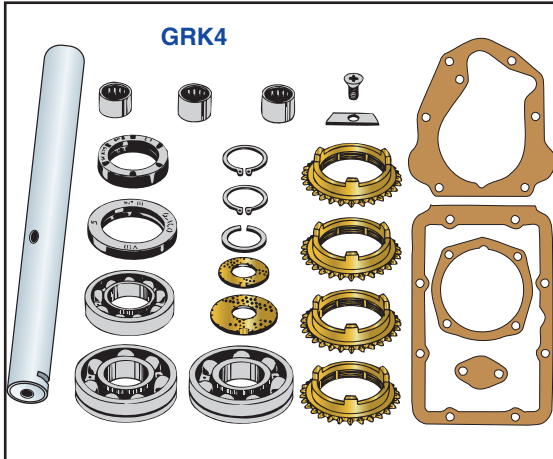
112445/SS

Part No.	Description	No. Off	Current Prices on Website
	HARDWARE , gearbox to engine		
HB860	Bolt	6	
WL208	Washer , lock	6	
HN2008	Nut , hex	3	
WL208	Washer , lock	3	
112445/SS	Cover , clutch housing, stainless steel; closes off lower portion of gearbox housing under rear of engine	1	
	HARDWARE , cover to gearbox		
HU806	Screw , set	2	
HU808	Screw , set	2	
HU810	Screw , set	2	
HN2008	Nut , hex	4	
WL208	Washer , lock	4	

GEARBOX

GEARBOX REBUILDING COMPONENTS

This section lists many of the more popular gearbox components, including a gearbox overhaul kit, which includes everything you should replace on a routine basis.



141756

146129

58391

SP75G


113431

Part No.	Description	No. Off	Current Prices on Website
GRK4	Gearbox Overhaul Kit ; includes gaskets, bearings, synchro cups, countershaft, seals, and misc. parts	1	
515121	Gasket Kit , non-overdrive	1	
RFK606	Gasket Kit , overdrive	1	
141756	Seal , front cover	1	
146129	Seal , rear extension or rear of overdrive	1	
58391	Bearing , front and center	2	
SP75G	Bearing , rear extension and rear of overdrive	1	
128105	Countershaft , better quality	1	
113431	Synchro Cup	4	
114774	Oil Drain Plug , original square-headed type	1	
155660	Oil Drain Plug , magnetic	1	
RFT131	Wrench , oil drain plug (and brake adjuster)	1	

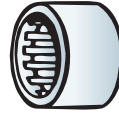
GEARBOX

GEARBOX COUNTERSHAFT GEARS

An updated first and reverse countershaft gear has become available for the TR4 and TR4A gearboxes. The updated gear is a new gear that has been modified to accept two rear bearings to increase the load carrying capacity of the original gear for longer life. New bearings are included and pre-fitted to the updated gears. Both the updated and standard gears are listed below.



128107



126862/S



126862/L



147749

Part No.	Description	No. Off	Current Prices on Website
128107/UP	Gear , first and reverse countershaft, updated; fitted with three bearings	1	
128107	Gear , first and reverse, standard; bearings not included	1	
	NEEDLE BEARINGS , countershaft gear, press-fit type as original		
126862/S	Needle Bearing Assembly , .869 inch length, as original	2	
126862/L	Needle Bearing Assembly , .995 inch length, longer type for better load carrying capacity	2	
147749	Circlip , retaining needle bearings; use these to insure that the needle bearings stay in	2	

GEARBOX COUNTERSHAFT

Over the years we have found that readily available countershafts were not made as hard as they should be and that they are often not machined correctly. We at TRF have solved the problem of knowing whether we are selling good countershafts by having our own shafts made at a U.S. manufacturer with high standards of quality. While this adds to the cost of the part, we find that most customers are willing to pay a little more for a critical part they can trust.



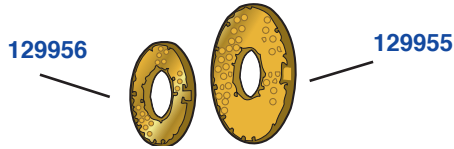
128105

Part No.	Description	No. Off	Current Prices on Website
128105	Countershaft , gearbox	1	

GEARBOX

COUNTERSHAFT THRUST WASHERS


High quality countershaft thrust washers are once again available after being absent from the market for several years. New countershaft thrust washers are included in the gearbox rebuilding kits listed on page 47.



Part No.	Description	No. Off	Current Prices on Website
129955	Thrust Washer , front of countershaft	1	
129956	Thrust Washer , rear of countershaft	1	

OVERDRIVE REBUILDING

In this section you will find many of the more popular parts needed when rebuilding an A-type overdrive. For additional parts needed, please call Level 2 Sales at 800 234-1104.

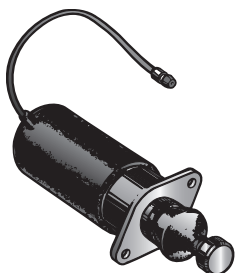


Part No.	Description	No. Off	Current Prices on Website
208052	Mainshaft	1	
132465	Gasket , overdrive to gearbox	1	
208098	Plate , adaptor	1	
502556	Gasket , adaptor plate to main case	1	
504609	Cable , speedometer	1	
500645	Gasket , side cover	1	
500594	Seal , oil, valve operating shaft	2	
500627	Cam , oil pump	1	
500641	Washer , drain plug	1	


Section Continues On Next Page

GEARBOX

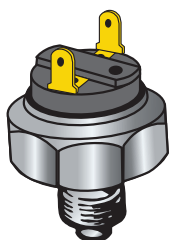
OVERDRIVE REBUILDING—Continued



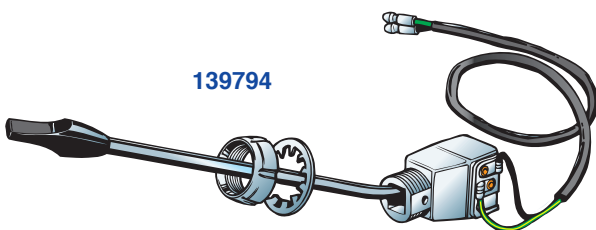
LU76515



132423



LU39890



139794



609792



LUSRB111

Part No.	Description	No. Off	Current Prices on Website
----------	-------------	---------	---------------------------

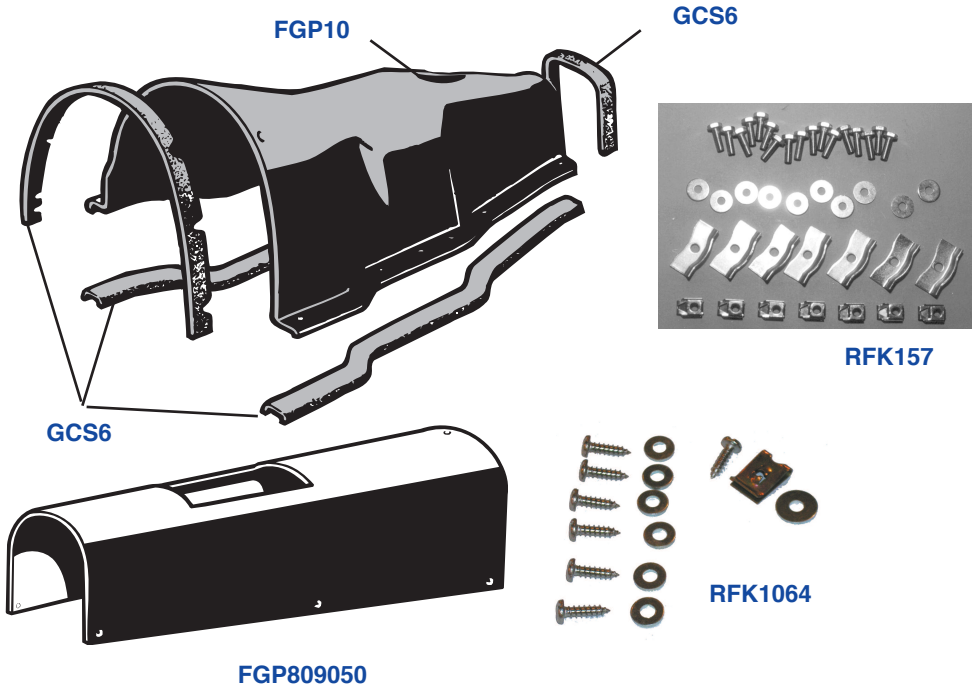
ELECTRICAL COMPONENTS

131338	Harness , switch to relay	1	
131339	Harness , relay to gearbox	1	
LUSRB111	Relay	1	
LU76515	Solenoid	1	
LU39890	Switch , interrupter, on top cover	2	
132423	Switch , overdrive, chromed handle, TR4 only; fitted to R.H. side of steering column	1	
139794	Switch , overdrive, chromed handle, TR4A only; fitted to L.H. side of steering column	1	
609792	Bezel , chromed, overdrive switch; included with switches listed above	1	

GEARBOX

GEARBOX COVERS

“Replace Your Rotten, Oil-soaked Cardboard Gearbox Cover with Space Age Plastic”



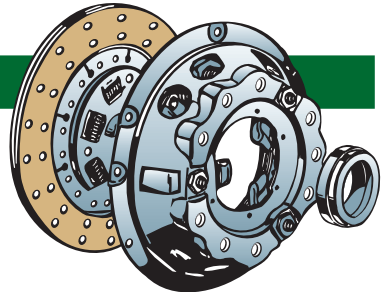
Part No.	Description	No. Off	Current Prices on Website
RFK779	GEARBOX COVER AND INSTALLATION KIT; includes plastic gearbox cover, rubber seal kit, and correct mounting hardware	1	
FGP10	Gearbox Cover, heavy duty moulded plastic	1	
GCS6	Rubber Seal Kit, to seal cover to floor and bulkhead; cement seals to cover	1	
RFK157	Hardware Kit, securing cover to floor and bulkhead; includes all the correct hardware to do the job	1	
FGP809050	Drive Shaft Tunnel, heavy duty moulded plastic, TR4A only	1	
RFK1064	Hardware Kit, for installing cover to prop shaft tunnel	1	

CLUTCH

CLUTCH KITS, TR4 ONLY

*“New Original Equipment Clutches
Still Available...”*

At TRF we are pleased to be able to offer original equipment clutch pressure plates and clutch driven discs. These are new components, not rebuilt, and they are the best you can buy. The three-piece kit listed below includes an uprated throw-out bearing.



RFK225

KB33-19

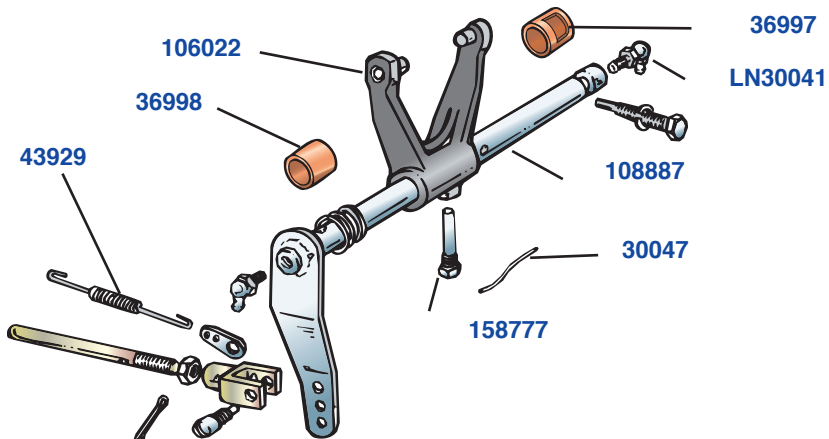


Part No.	Description	No. Off	Current Prices on Website
----------	-------------	---------	---------------------------

CLUTCH KITS AND COMPONENTS, TR4

RFK225	CLUTCH KIT , three-piece, OEM components	1	
70380	Pressure Plate	1	
116638	Driven Plate , disc	1	
HP222	Throw-out Bearing , uprated	1	
KB33-19	Clutch Alignment Tool	1	

CLUTCH MECHANICALS, TR4 ONLY



Part No.	Description	No. Off	Current Prices on Website
----------	-------------	---------	---------------------------

100159	Sleeve , throw-out bearing, TR4 only	1	
108887	Cross-shaft , with lever and provision for grease fitting, TR4	1	
LN30041	Grease Fitting , cross-shaft	2	
WF507	Fibre Washer , under grease fitting	2	
36997	Bush , cross-shaft, slotted	1	
36998	Bush , cross-shaft, plain	1	
106022	Fork , throw-out bearing, TR4, TR4A	1	
158777	Taper Pin , securing fork to cross-shaft; do not over tighten, use lock wire	1	
30047	Lock Wire	1	
43929	Spring , return, mounted beside slave cylinder	1	

CLUTCH

MAGIC CLUTCH KITS, TR4A ONLY

“TRF’S OWN UPATED MAGIC CLUTCH KITS FOR TR4A”

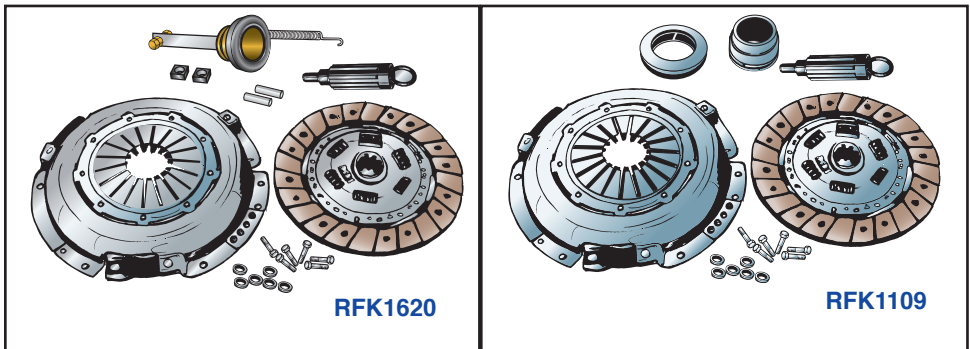
The Roadster factory began listing its own uprated clutch kit ten years ago, and hundreds have been sold to satisfied customers over that time. The Magic Clutch kit was developed by Dave Hagenbuch from ideas provided by J.K. Jackson of Tallahassee, Florida and by Dean Houston of British Sportscar Works in Port St. Lucie, Florida. The new kit was developed to solve long-term clutch problems experienced by many TR250 and TR6 owners, and as the components of the kit are the same, these kits work well for TR4A.

Two kits are now available, one with a long-life conventional throw-out bearing and the other with a high-performance Gunst throw-out bearing. Both kits are now supplied with precision bronze throw-out sleeves.

Magic Clutch Kits have proven to be very reliable. Several cars owned by TRF employees are fitted with Magic Clutch Kits.

Our Warranty: We will replace this clutch free of charge if it should fail during the first eighteen months from invoice date with your choice of either of the other two available clutch brands, OEM or LUK. To qualify for the extended warranty, you must replace the additional mechanical components listed below.

Important Note: Always be sure that a new throw-out sleeve will slide easily on the gearbox front shaft after the bearing is installed. Check the shaft for rough spots and smear a little of TRF’s bear grease on the shaft on which the sleeve slides. If there is too much friction at this point, the clutch will hang up. Note that instances have occurred where the clearance between the sleeve and the shaft were too great and the sleeve cocked on the shaft. The point being made here is that you need to pay particular attention to this area during reassembly.

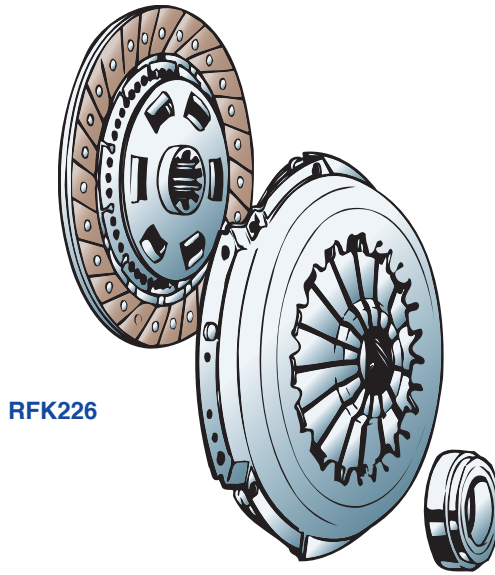


Part No.	Description	No. Off	Current Prices on Website
RFK1109	MAGIC CLUTCH KIT; expected to give long and trouble-free service; includes pressure plate, driven plate, and Koyo-brand throw-out bearing installed on a new bronze throw-out sleeve, TR4A only	1	
RFK1620	MAGIC CLUTCH KIT, as above but with Gunst throw-out bearing as listed on page 57, TR4A only	1	

Continued on Next Page

CLUTCH

ORIGINAL EQUIPMENT CLUTCH KITS



RFK226

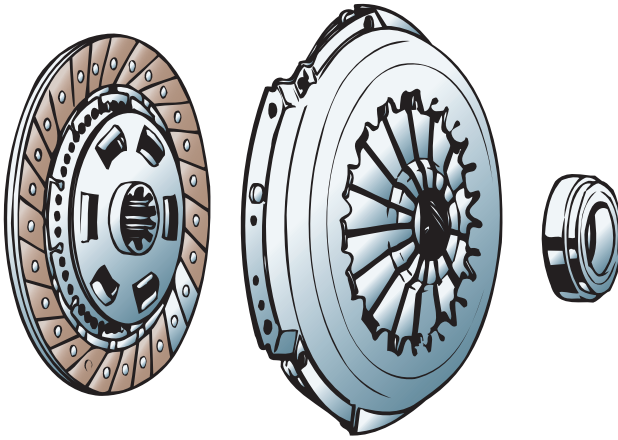
Part No.	Description	No. Off	Current Prices on Website
RFK226	CLUTCH KIT , three-piece, OEM TR4A	1	
214321	Pressure Plate	1	
148146	Driven Plate	1	
GRB211	Throw-out Bearing	1	
RFK1396	CLUTCH KIT , three-pieces, as above but with a high-performance Koyo-brand throw-out bearing	1	
214321	Pressure Plate	1	
148146	Driven Plate	1	
HP122	Throw-out Bearing , long life, high-performance Koyo brand	1	
KB33-19	Clutch Alignment Tool	1	

CLUTCH

LUK CLUTCH KITS

“Recommended by Joachim Gunst...”

LUK is an important European manufacturer of clutch components, and LUK clutches are original-equipment on some of the most expensive and best-built cars in the world. Clutch kits come with pressure plates, driven plates, and throw-out bearings. As with other kits, TRF give you a choice of standard and high-performance, long life throw-out bearings. Note that LUK clutches are the ones recommended by Joachim Gunst of Heidelberg, Germany to go with his high-tech bearing kits.

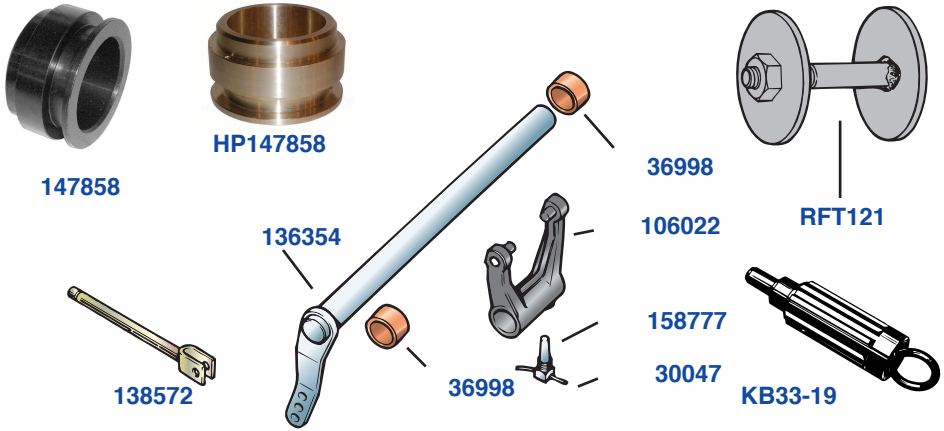


RFK747

Part No.	Description	No. Off	Current Prices on Website
RFK747	LUK-brand Clutch Kit; includes pressure plate, driven plate, and original throw-out bearing	1	
RFK747/K	LUK-brand Clutch Kit; includes pressure plate, driven plate, and high-performance, long-life Koyo-brand throw-out bearing	1	
RFK1628	LUK-brand Clutch Kit; includes pressure plate, driven plate, and high-tech Gunst throw-out bearing as listed on page 57.	1	
KB33-19	Clutch Alignment Tool	1	

CLUTCH

CLUTCH MECHANICALS TR4A ONLY



Part No.	Description	No. Off	Current Prices on Website
----------	-------------	---------	---------------------------

CLUTCH MECHANICALS, TR4A

HP147858	Sleeve , throw-out bearing, bronze	1	
147858	Sleeve , throw-out bearing	1	
RFK1249	ADDITIONAL COMPONENTS KIT	1	
136354	Cross-shaft , with lever	1	
106022	Fork , throw-out bearing	1	
158777	Taper pin , securing fork to shaft	1	
30047	Lock Wire	1	
36998	Bush , gearbox case	2	
138572	Push Rod , slave cylinder to cross-shaft lever	1	

HARDWARE SECURING PUSH ROD TO LEVER

PJ8808	Joint Pin	1	
WP8	Plain Washer	1	
PC9	Cotter Pin	1	
43929	Spring , return, slave cylinder	1	
RFT121	Tool , throw-out bearing installation	1	
KB33-19	Clutch Alignment Tool	1	

IMPORTANT NOTES ON CLUTCH INSTALLATION

Your flywheel must be flat and square if a new clutch is to operate correctly. You can check run-out according to a shop manual with a dial indicator, or you can have the friction face of your flywheel trued by a good automotive machine shop. This is a standard operation, and the shop can balance your flywheel at the same time.

It is also important to insure that the car's hydraulic system is in proper working order.

CLUTCH

THROW-OUT BEARING AND SLEEVE ASSEMBLIES, TR4A ONLY

“TRF offers several alternative throw-out bearing and sleeve kits for the TR4A...”




Part No.	Description	No. Off	Current Prices on Website
RFK1072	Bearing and Sleeve Assembly, TR4A; includes stock throw-out bearing fitted to a stock steel sleeve	1	
RFK1831	Bearing and Sleeve Assembly, TR4A; includes stock throw-out bearing fitted to a high-performance bronze sleeve	1	
RFK1830	Bearing and Sleeve Assembly, TR4A; includes a Koyo throw-out bearing fitted to a high-performance bronze sleeve	1	

CLUTCH

GUNST THROW-OUT BEARINGS, TR4A

A German Triumph enthusiast who works on Triumphs as a business in Heidelberg has developed a super high-tech throw-out bearing for the TR4A, TR250, and TR6. The Gunst bearing, as it is known, is a very high-quality bearings made especially for these models. It comes installed on a bronze carrier sleeve, and it is meant to run all the time by always pressing against the “fingers” of the clutch pressure plate. The Gunst bearing has been endorsed by a number of influential Triumph enthusiasts in the U.S., and it has been imported by several different clubs. A pseudo-Gunst bearing has also appeared, but the one sold by The Roadster Factory is the genuine Gunst bearing. The bearing kit comes with special steel dowels to locate the gearbox more positively on the rear engine plate and with a spring to pre-load the bearing lightly against the clutch fingers. Full instruction in English are provided. Note that Joachim Gunst recommends that his bearing works best with a LUK clutch, but other experts believe it will also work well with other clutches, particularly TRF’s Magic Clutch kit listed previously.

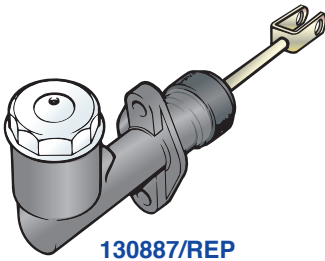


HPGN1

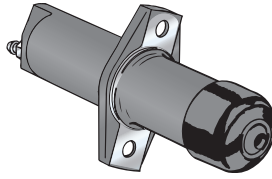
Part No.	Description	No. Off	Current Prices on Website
HPGN1	Throw-out Bearing Kit; includes high-tech bearings mounted on bronze sleeve; comes with dowels, trunnion blocks, pre-load spring, and German bear grease	1	

CLUTCH

CLUTCH HYDRAULICS



130887/REP



114531/REP



GILMA



SBF32




GISP1967



HK2487



GIGHP82



HP115



HP117


143354

Part No.	Description	No. Off	Current Prices on Website
130887/CG	Master Cylinder , clutch, reproduction, TR4, TR4A	1	
130887/REP	Master Cylinder , clutch, less-expensive reproduction, TR4, TR4A	1	
GISP1967	Repair Kit , clutch master cylinder, Girling brand, TR4	1	
HK1967	Repair Kit , clutch master cylinder, after-market brand, TR4	1	
114531/CG	Slave Cylinder , reproduction, TR4A	1	
114531/REP	Slave Cylinder , less expensive reproduction, TR4A	1	
208531	Pipe , clutch master cylinder to clutch hose, TR4	1	
GIGHP82	Clutch Hose , rubber, TR4	1	
HP117	Clutch Hose , stainless steel, TR4	1	
212418	Pipe , clutch master cylinder to clutch hose, TR4A	1	
143354	Clutch Hose , plastic, red, TR4A	1	
HP115	Clutch Hose , stainless steel, TR4A	1	
HK2487	Repair Kit , slave cylinder, after-market brand	1	
GILMA	Hydraulic Fluid , Castrol, one-pint bottle	A/R	
SBF32	Hydraulic Fluid , silicone, one-quart bottle	A/R	

DRIVE TRAIN

UNIVERSAL JOINTS

“Original Hardy Spicer Universal Joints with Grease Fittings”

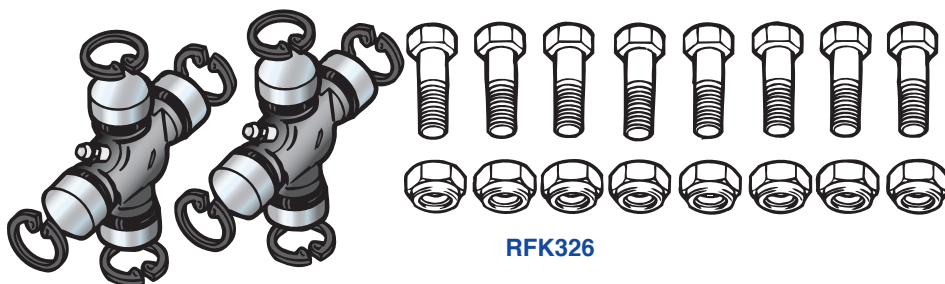


52406

Part No.	Description	No. Off	Current Prices on Website
52406	Universal Joint , original Hardy Spicer brand, drive shaft, TR4, TR4A	2	
52406	Universal Joint , original Hardy Spicer brand, axle shafts, TR4A IRS	4	
107960	Bolt , drive shaft flanges	8 to 16	
TN3209	Nut , nyloc, securing bolts	8 to 16	
GHF243	Nut , cleve-loc type, holds even better than nyloc	8 to 16	

UNIVERSAL JOINT SERVICE KITS

“Handy Kits Make Ordering Easier”

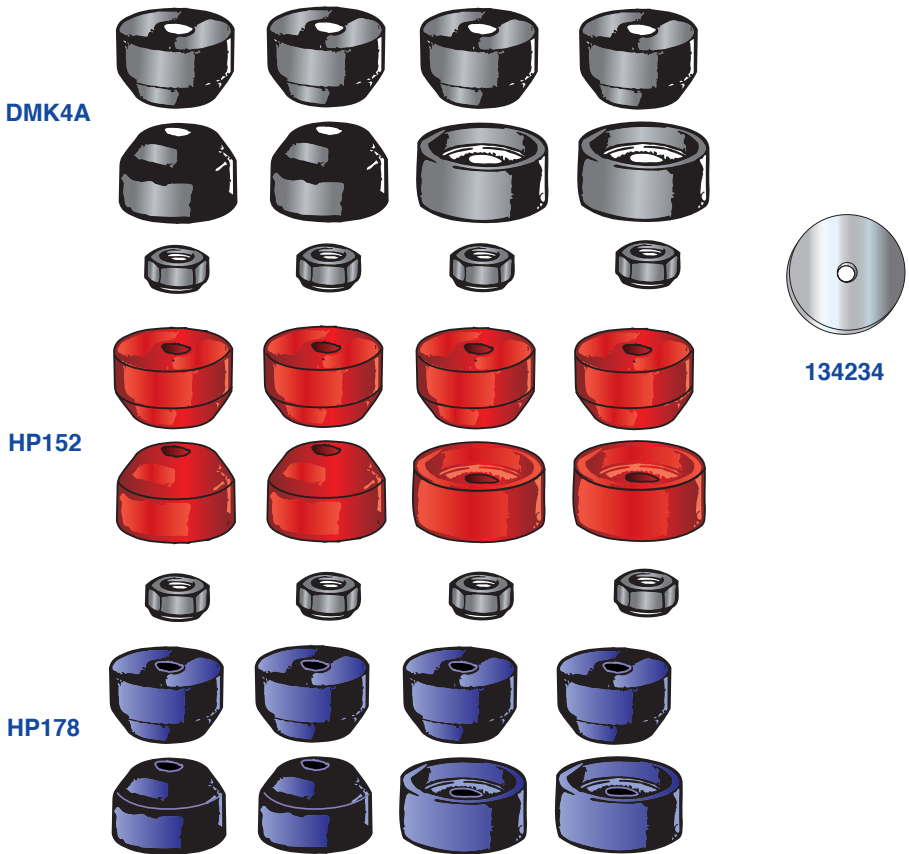


RFK326

Part No.	Description	No. Off	Current Prices on Website
RFK326	Drive Shaft Kit ; includes two U-joints, bolts, and nuts flange hardware, TR4, TR4A	1	
RFK327	Rear Axle Shaft Kit ; includes two U-joints, bolts, and nuts to install on axle shaft, TR4A IRS only	2	
RFK328	Deluxe Complete Car Kit ; includes six U-joints, all bolts and nuts to install drive shaft and two axle shafts plus Loctite Threadlocker, TR4A IRS only	1	

DIFFERENTIAL

DIFFERENTIAL MOUNTS, TR4A IRS



Part No.	Description	No. Off	Current Prices on Website
DMK4A	DIFFERENTIAL MOUNTING KIT; stock grade rubber mounts; includes mounts and required nyloc nuts	1	
134235	Diff Mount , rubber, front and rear	6	
134236	Diff Mount , rubber, lower front	2	
TN3209	Nut , nyloc	4	
134234	Washer , large, diff mounting; not included in diff mounting kit listed above	4	
HP152	URETHANE DIFFERENTIAL MOUNTING KIT , TR4A IRS; includes full set of urethane mounts and nyloc nuts	1	
134234	Washer , large, diff mounting; not included in diff mounting kit listed above	4	
	RACE-QUALITY PURPLE URETHANE DIFF MOUNTS , highest quality diff mounts from Australia		
HP178	Diff Mount Kit , purple urethane, standard ride; includes eight mounts	1	
HP179	Diff Mount Kit , purple urethane, firm ride; includes eight mounts	1	

DIFFERENTIAL

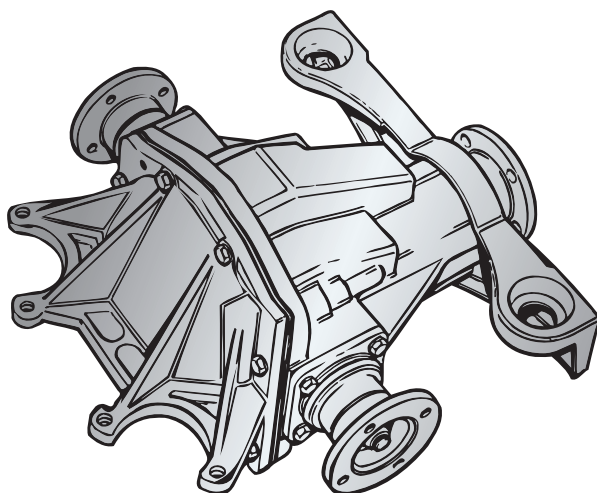
REBUILT DIFFERENTIALS

“You don’t want anybody but C.A.R. Components to rebuild your diff”

C.A.R. Components is located in a shop in the back of TRF’s building. Generally customers like to have their own differential units rebuilt and returned to them. This avoids having to pay a core charge. To make arrangements to have your differential rebuilt or to determine if we have a core unit at TRF to rebuild for you, call us at 800 234-1104, ext. 3010.

Rebuilt differentials include brand new matched crown wheel and pinion sets, new bearings, and we set them up to exact factory specifications. High-quality Timken bearings are used on all differentials rebuilt by C.A.R. Components as well as Chicago Rawhide brand seals which we have found to be superior to other seals on the market.

C.A.R. Components is currently closed, but we will edit this page when it reopens.



312060R

Part No.	Description	No. Off Current Prices on Website
----------	-------------	-----------------------------------

REBUILT DIFFERENTIALS, solid axle;

includes the rebuilding of the differential unit and the rear hubs, 3.7:1 ratio

510922R	Rebuilt Differential , solid axle, TR4	1
---------	---	---

CORE200	Core charge on the above	1
---------	--------------------------	---

514752R	Rebuilt Differential , solid axle, TR4A	1
---------	--	---

CORE200	Core charge on the above	1
---------	--------------------------	---

REBUILT DIFFERENTIALS, TR4A IRS;

includes the rebuilding of the differential unit only

312060R	Rebuilt Differential , TR4A IRS	1
---------	--	---


CORE200	Core charge on the above	1
---------	--------------------------	---

DIFFERENTIAL

CROWN WHEEL AND PINION SETS, TR4A IRS

“TRF Sells the Best Available...”

After studying the various crown wheel and pinion sets that are available in the market, we have found a manufacturer in Germany who we feel produces the best crown wheel and pinion sets. We use these sets in all the differentials rebuilt by C.A.R. Components, and he can tell that there is a difference in the quality of the German-made sets. Using these components along with the Timken bearings listed in the following sections will give you a differential that will be quiet and trouble-free for a long time.



502127

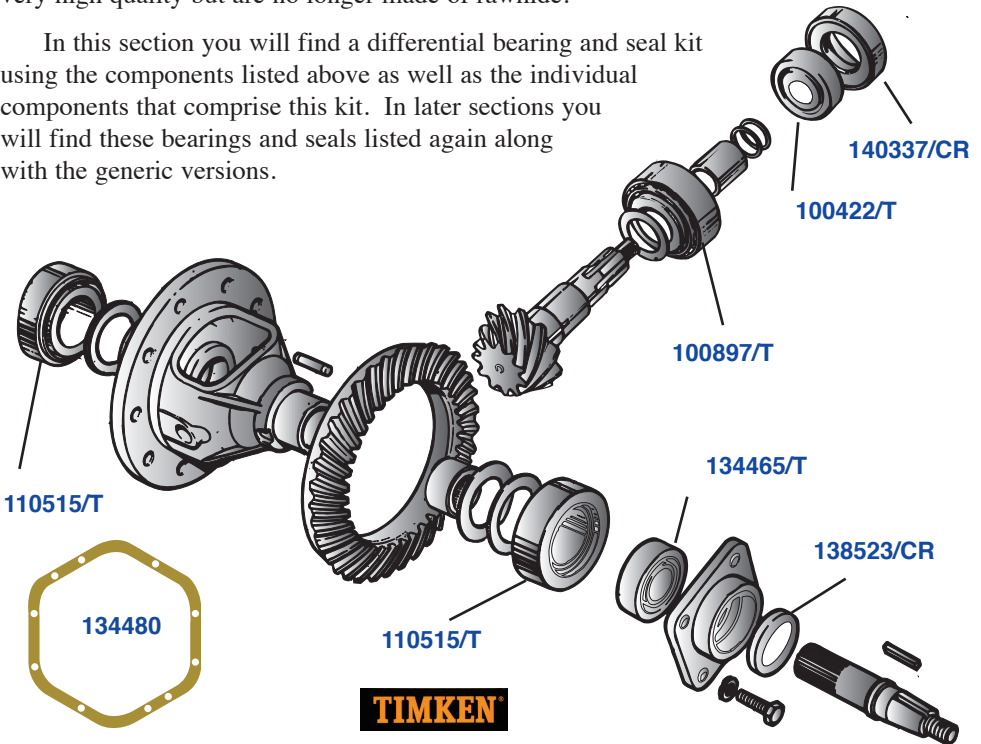
Part No.	Description	No. Off	Current Prices on Website
502127	Crown Wheel and Pinion Set, 3.7:1 ratio, German-made; this is the standard ratio for the TR4A	1	
505014	Crown Wheel and Pinion Set, 4.1 to 1 ratio, German-made; optional ratio which will produce faster pickup but will limit top speed	1	

DIFFERENTIAL

NAME BRAND DIFFERENTIAL BEARINGS AND SEALS

When C.A.R. Components rebuilds a differential, we want to know that we are using the best bearings, and when it comes to taper roller bearings, we like Timken bearings which were originally used by Triumph. Timken does not make inner axle shaft bearings, and we use NTN or SKF bearings for these. We never use no-name bearings made in third-world countries, as we have tired them and we have been unimpressed. If you want the best bearings, TRF sells them by name, which may not be the case with other vendors, as Timken bearings are not cheap. Note that Chicago Rawhide, now owned by SKF, is an old seal company and Chicago Rawhide seals are very high quality but are no longer made of rawhide.

In this section you will find a differential bearing and seal kit using the components listed above as well as the individual components that comprise this kit. In later sections you will find these bearings and seals listed again along with the generic versions.



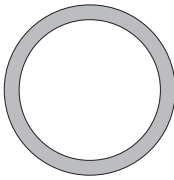
Part No.	Description	No. Off	Current Prices on Website
TRFCD292	DIFFERENTIAL BEARING AND SEAL KIT; includes only name brand products indented here...	1	
100897/T	Bearing pinion head; the one closest to the pinion gear; always Timken brand	1	
100422/T	Bearing, pinion shank; the one furthest from the gear; always Timken brand	1	
140337/CR	Oil Seal, pinion; always Chicago Rawhide brand	1	
110515/T	Side Bearing, differential carrier; always Timken brand	2	
134465/SKF	Axle Bearing, inner axle shafts;	2	
138523/CR	Oil Seal, inner axle shafts, located on sides of diff housing	2	
134480	Gasket, rear cover; we include two gaskets in this kit because we like to use two with gasket cement on both sides of both gaskets	2	

DIFFERENTIAL

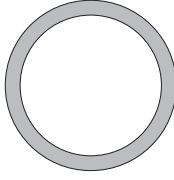
DIFFERENTIAL BEARINGS AND POPULAR INTERNAL COMPONENTS



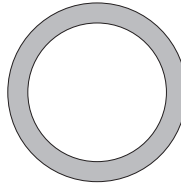
100897A




100965




100966



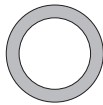
100967



100422



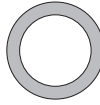
110515



100562



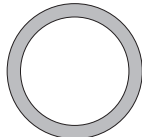
100563



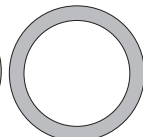
100564



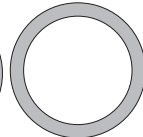
134465



100562



100563



100564

Part No.	Description	No. Off	Current Prices on Website
----------	-------------	---------	---------------------------

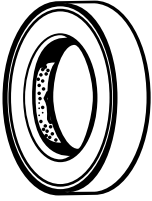
BEARINGS AND SHIMS

100897T	Bearing , pinion head, high-quality Timken brand	1	
100897A	Bearing , pinion head	1	
	SHIMS , pinion head bearing adjustment		
100965	Shim , .003-inch	A/R	
100966	Shim , .0050inch	A/R	
100967	Shim , .010-inch	A/R	
100422/T	Bearing , pinion shank, high-quality Timken brand	1	
100422	Bearing , pinion shank	1	
	SHIMS , pinion shank bearing		
100562	Shim , .003-inch	A/R	
100563	Shim , .005-inch	A/R	
100564	Shim , .010-inch	A/R	
110515/T	Bearing , side; between differential unit and casing, high-quality Timken brand	2	
110515	Bearing , side; between differential unit and casing	2	
	SHIMS , side bearings		
100894	Shim , .003-inch	A/R	
100895	Shim , .005-inch	A/R	
100896	Shim , .010-inch	A/R	
134465/SKF	Bearing , inner axle shaft, SKF brand, TR4A IRS only	2	
134465	Bearing , inner axle shaft, TR4A IRS only	2	

Section Continues On Next Page

DIFFERENTIAL

DIFFERENTIAL BEARINGS AND POPULAR INTERNAL COMPONENTS—Continued



140337



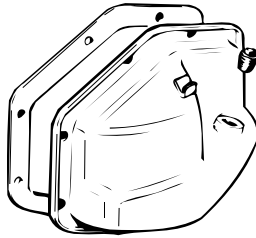
GHS185



100898



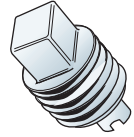
138523



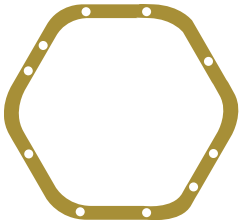
101359



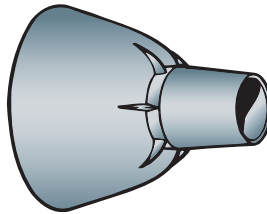
114774



155660



134480



213844



140753

140606

Part No.	Description	No. Off	Current Prices on Website
----------	-------------	---------	---------------------------

SOLID AXLE COMPONENTS

100898	Pinion Seal , TR4	1	
140337/CR	Pinion Seal , heavy duty, TR4A	1	
140337	Pinion Seal , TR4A	1	
GHS185	Oil Seal , in axle tubes	2	
101359	Gasket , rear cover	1	
114774	Plug , oil drain and oil filler	2	
155660	Plug , oil drain, magnetic	2	

IRS AXLE COMPONENTS

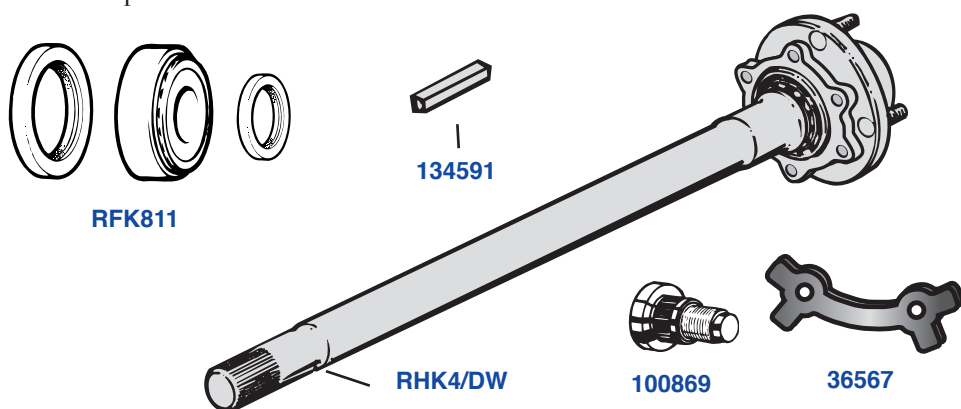
140337/CR	Pinion Seal , heavy duty	1	
140337	Pinion Seal	1	
138523/CR	Oil Seal , diff side, heavy duty	2	
138523	Oil Seal , diff side	2	
134480	Gasket , rear cover	1	
114774	Plug , oil drain and oil fill	2	
213844	Rubber Boot , protecting inner U-joint	2	
140753	Rubber Boot , rear axle slip joint	2	
140606	Wire Tie , securing rubber boots	4	

DIFFERENTIAL

REAR HUBS, TR4, TR4A Solid Axle

“Send Your Hubs to C.A.R. Components to be Rebuilt Before Attempting to Remove the Hub Flange Yourself”

A special tool is required to remove the rear hub flange from the stub axle, and the right expertise is needed to properly reassemble the hub. C.A.R. Components has both the correct tool and the level of expertise to do the job right. Trying to remove the hub flange with the wrong tools can result in a bent flange, making the hub core unrebuildable. Too many customers have learned this the hard way. Many customers prefer to send their hubs in first, rather than paying a core charge. Turnaround time for rebuilding hubs is very quick. Call us at 800 234-1104, ext. 3010 to discuss having your hubs rebuilt. C.A.R. Components is currently closed, but we will revise this page when it reopens.



Part No. Description No. Off Current Prices on Website

REBUILT REAR HUB AND AXLE

ASSEMBLIES, TR4, TR4A solid axle

RHK4/DW	Rebuilt Rear Hub and Axle	2
	Assembly, cars with steel wheels	
CORE150	Core charge on the above	2
RHK4/WW	Rebuilt Rear Hub and Axle	2
	Assembly, cars with wire wheels	
CORE150	Core charge on the above	2

Note: Axle shaft end float must be set to between .004 and .006" by fitting and removing shims while checking end float with a dial indicator. Please refer to your shop manual for specific instructions.

Adjusting shims are listed on page 83.

REAR HUB REBUILDING COMPONENTS

RFK811	REAR HUB REBUILD KIT; includes	2
	bearing, and inner and outer seals	
GHB166	Bearing, rear hub	2
GHS185	Seal, grease, inner rear hub	2
GHS162	Seal, grease, outer rear hub	2
	SHIMS, for setting up rear hubs	
36583	Shim, .006-inch	A/R
38264	Shim, .008-inch	A/R
36582	Shim, 1/64-inch	A/R
36581	Shim, 1/32-inch	A/R

Section Continues on Next Page

DIFFERENTIAL

REAR HUBS, TR4, TR4A Solid Axle—Continued

Part No.	Description	No. Off	Current Prices on Website
----------	-------------	---------	---------------------------

REAR HUB REBUILDING COMPONENTS—Continued

HARDWARE, bearing housing and
brake back plate to casing

112653

Bolt 12

36567

Lock Tab

6

WHEEL STUDS

100869

Stud, cars with steel wheels

8

110365

Stud, cars with wire wheels

8

HARDWARE, rear hub to axle shaft

134591

Key 2

58784

Nut, slotted

2

WP26

Washer, plain

2

PC13

Cotter Pin

2


REAR HUBS, TR4A IRS

“C.A.R. Components Builds Rear Hubs with Better Bearings and Seals”

Without knowledge, experience, and special tools, you or your local mechanic may bend your rear hub flanges or destroy other components if you try to rebuild your own hubs or try to use a local shop without experience of this work. A hub with a bent drive flange is worthless, so you throw it away and pay the core charge. Rear hubs rebuilt by C.A.R. Components are loaded with quality. More new parts are used, and we rebuild every hub to original factory tolerances. Send your old hubs for fast and reliable service. C.A.R. Components has the right tools for disassembling your old hub, and we always use Timken bearings, better seals, new lock tabs, new wheel studs, new center nut, and a new Hardy Spicer U-joint on each rebuilt hub. You can't even buy these components from other British parts sources. Used components are checked for correct dimensions, straightness, and integrity. Warranty for one year or twelve-thousand miles, whichever comes first.

Call us at 800 234 1104, ext. 3010 to discuss having your hubs rebuilt and visit C.A.R. Components is currently closed, but we will revise this page when it reopens.

RHK6/DW



Part No.	Description	No. Off	Current Prices on Website
----------	-------------	---------	---------------------------

RHK6/DW **Rebuilt Rear Hub**, with universal joint,
disc wheel studs

2

CORE150 **Refundable Core Charge**, on the above

2

RHK6/WW **Rebuilt Rear Hub**, with universal joint,
wire wheel studs

2

CORE150 **Refundable Core Charge**, on the above

2

DIFFERENTIAL

REAR HUB BEARINGS, TR4A IRS

“TRF’S Kits Include High-Quality Timken Bearings”

As discussed above, we don’t use cheap or questionable bearings when we rebuild rear hubs at C.A.R. Components, and we don’t sell them to you either. Rebuilding rear hubs is difficult and time-consuming work best done with original tools. If you doubt your ability to do the job properly, you are better off to ship your old hubs to C.A.R. Components for rebuilding. If you do decide to rebuild your own hubs, you can buy the same bearings and seals that we use at C.A.R. Components.



RFK1442

CAWB1

Part No.	Description	No. Off	Current Prices on Website
RFK1442	BEARING KIT , rear hub, Timken bearings, high-quality seals, collapsible spacer	2	
HP610	Bearing , inner, Timken brand	2	
HP611	Bearing , outer, Timken brand	2	
HP608	Seal , inner, Chicago Rawhide brand	2	
GHS133	Seal , outer	2	
138272	Spacer , bearing, collapsible	2	
PC13	Pin , cotter	2	
WHEEL BEARING GREASE			
CAWB1	Castrol Wheel Bearing Grease , 28 oz. resealable tub	A/R	

P.S. Never reuse a collapsible spacer once it has been collapsed. If you find that you have made a mistake during reassembly, if the spacer has already been collapsed, stop and get another one. Your safety and that of those who ride in your car depends on this...

DIFFERENTIAL

REAR AXLE SHAFTS—TR4A IRS



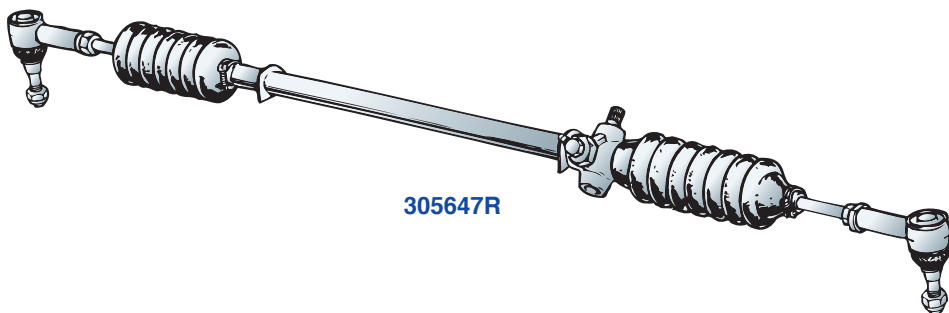
Part No.	Description	No. Off	Current Prices on Website
SLP189	Axle Shaft Assembly; sliding axle shafts, modern type with grease fittings, will accept stock universal joints	2	
140753	Boot, rubber, sliding axle shafts	2	
140606	Wire, securing boots to axle shafts	2	

STEERING

STEERING RACK REBUILT BY CAR COMPONENTS

“The Next Best Thing to a Brand New Original Steering Rack...”

Call us at 800 234-1104, ext. 3010 to discuss having your steering rack rebuilt. C.A.R. Components is currently closed, but we will revise this page when it reopens.




Part No.	Description	No. Off	Current Prices on Website
	STEERING RACKS, rebuilt by C.A.R. Components		
305647R	Rebuilt Steering Rack, early TR4, with solid mountings	1	
CORE100	Core charge on the above	1	
305929R	Rebuilt Steering Rack, later TR4, with rubber mountings	1	
CORE100	Core charge on the above	1	
306830R	Rebuilt Steering Rack, TR4A	1	
CORE100	Core charge on the above	1	

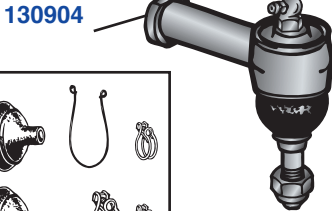
Section Continues On Next Page

STEERING

STEERING RACK REBUILD COMPONENTS



142687R



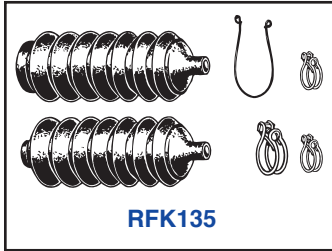
130904




139386/U




139386




RFK135



HP131



150696



RFK112

Part No. Description No. Off Current Prices on Website

STEERING RACK REBUILD COMPONENTS

129961R	Inner Tie Rod End , rebuilt by C.A.R. Components, TR4 only	2
CORE20	Core charge on the above	2
142687R	Inner Tie Rod End , rebuilt by C.A.R. Components, TR4A only	2
CORE20	Core charge on the above	2
130904	Outer Tie Rod End , greaseable, TR4, TR4A	2
RFK135	Rubber Boot Kit , steering rack; includes two boots and correct hardware	1
139386	Steering Rack Mount , stock grade, later TR4, TR4A	2
139386/U	Steering Rack Mount , urethane, later TR4, TR4A	2
HP131	Steering Rack Mounting Kit , alloy	1
RFK112	Mounting Kit , steering column; includes steering column bushes and felt strips; cures a wobbly steering column	1
130044	Flexible Steering Joint , TR4, TR4A, original type	2
150696	Flexible Steering Joint , later type with countersunk holes; can be used in place of 130044 when fitted with hardware listed below	2
128323	Bolt , drilled	8
158701	Wire , locking	4

STEERING

MOTO LITA STEERING WHEELS

“Classic Wood Rims or Comfortable Leather-wrapped Rims”



ML101



ML301



ML201



TRFCD47

Part No.	Description	No. Off	Current Prices on Website
----------	-------------	---------	---------------------------

WOOD-RIMMED STEERING WHEELS;

Moto-Lita Mk.3; laminated marine timber with rivets and three polished alloy spokes with thin slots

ML100	Steering Wheel , 14-inch, flat	1	
ML101	Steering Wheel , 14-inch, dished	1	
ML103	Steering Wheel , 15-inch, flat	1	
ML104	Steering Wheel , 15-inch, dished	1	

LEATHER STEERING WHEELS;

Moto-Lita Mk.4; leather rim, three polished alloy spokes with thin slots

ML201	Steering Wheel , 14-inch, flat	1	
ML202	Steering Wheel , 14-inch, dished	1	
ML203	Steering Wheel , 15-inch, flat	1	
ML204	Steering Wheel , 15-inch, dished	1	

LEATHER STEERING WHEELS,

Moto-Lita Mk.4, leather rim, three black spokes with thin slots


ML301	Steering Wheel , 14-inch, flat	1	
ML302	Steering Wheel , 14-inch, dished	1	
ML303	Steering Wheel , 15-inch, flat	1	
ML304	Steering Wheel , 15-inch, dished	1	

TRFCD47	HUB KIT , steering wheel mounting; black crackle finish, Triumph logo	1	
---------	--	---	--

FRONT SUSPENSION

FRONT SUSPENSION AND STEERING MAGIC KITS, EARLY TR4

The kits listed in this section are for the early TR4 that still used the TR3A type trunnions and ball joints. Ball joints have a stud through the upper wishbone unlike the later ball joints that were secured by bolts, and trunnions did not have slanted pins; TR4 up to comm. no. CT6343 for cars with wire wheels and CT6389 for cars with disc wheels. Kits includes trunnions, ball joints, outer tie rod ends, steering rack boots, all bushes, and correct hardware



RFK1348


Part No.	Description	No. Off	Current Prices on Website
RFK1348	Magic Front Suspension Kit , stock grade, with stock rubber upper wishbone bushes, early TR4	1	
RFK1349	Magic Front Suspension Kit , urethane, same as previous listing but with urethane upper wishbone bushes, early TR4	1	

Section Continues On Next Page

FRONT SUSPENSION

FRONT SUSPENSION AND STEERING MAGIC KITS,
LATER TR4

The kits listed in this section are for the later TR4 that were fitted with the later style ball joints that were secured to the upper wishbones with bolts and nuts, and with trunnions that had pins slanted at three degrees. TR4 after comm. no. CT6343 for cars with wire wheels and CT6389 for cars with disc wheels. Kits includes trunnions, ball joints, outer tie rod ends, steering rack boots, all bushes, and correct hardware



RFK1350


Part No.	Description	No. Off	Current Prices on Website
RFK1350	Magic Front Suspension Kit , stock grade, with rubber upper wishbone bushes, later TR4	1	
RFK1351	Magic Front Suspension Kit , urethane; with urethane upper wishbone bushes later TR4	1	

Section Continues On Next Page

FRONT SUSPENSION

FRONT SUSPENSION AND STEERING MAGIC KITS, TR4A

Kits include bushes, trunnions, ball joints, outer tie rod ends, steering rack boots, and hardware



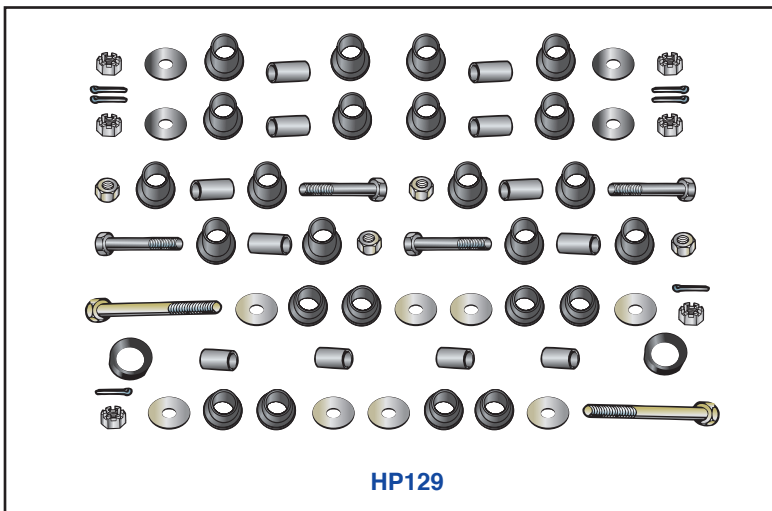
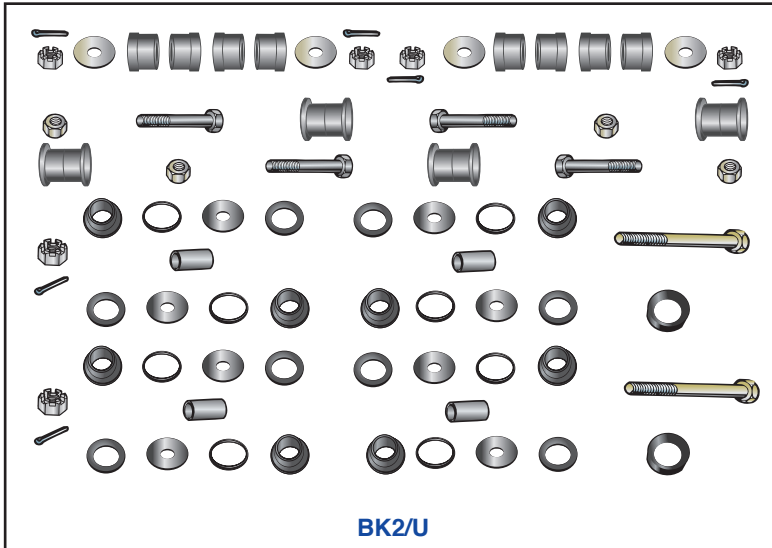
RFK1316

Part No.	Description	No. Off	Current Prices on Website
RFK1316	Magic Front Suspension Kit, TR4A, stock grade; with rubber upper control arm bushes, and rubber and steel lower inner control arm bushes	1	
RFK1330	Magic Front Suspension Kit, TR4A, urethane; same as previous listing but with urethane upper and lower control arm bushes	1	

FRONT SUSPENSION

FRONT SUSPENSION REBUSHING KITS

“Lots of Choices for Different Levels of Performance”



Part No.	Description	No. Off	Current Prices on Website
----------	-------------	---------	---------------------------

RE-BUSHING KITS FOR TR4

BK1	Re-bushing Kit , TR4, with rubber wishbone bushes as original	1	
BK1/U	Re-bushing Kit , TR4, with urethane wishbone bushes	1	

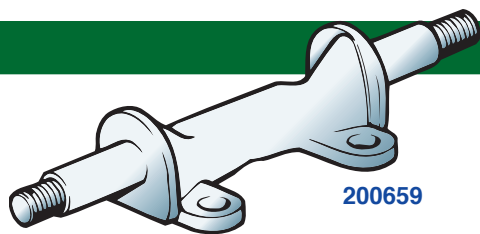
RE-BUSHING KITS FOR TR4A

BK2	Re-bushing Kit , TR4A, with rubber upper wishbone bushes	1	
BK2/U	Re-bushing Kit , TR4A, with urethane upper wishbone bushes	1	
HP129	Re-bushing Kit , TR4A, front suspension; high-performance nylatron bushes with steel sleeves for upper and lower pivot points	1	

FRONT SUSPENSION

UPPER FULCRUM PINS

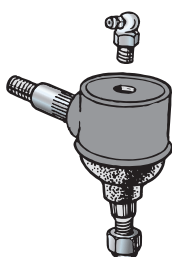
102228



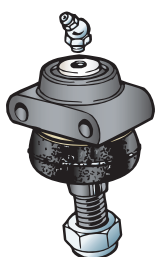
200659

Part No.	Description	No. Off	Current Prices on Website
200659	Upper Fulcrum Pin	2	
102228	Bush , rubber, upper fulcrum; included in rebuild kits listed on previous page	8	
102228/U	Bush , urethane, upper fulcrum; included in rebuild kits listed on previous page	8	

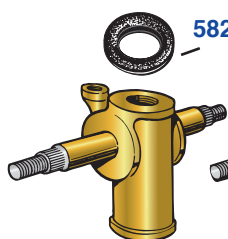
BALL JOINTS AND TRUNNIONS



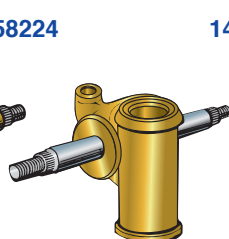
200772



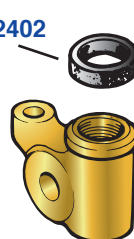
142394



101557



133838



142378

Part No.	Description	No. Off	Current Prices on Website
----------	-------------	---------	---------------------------

BALL JOINTS

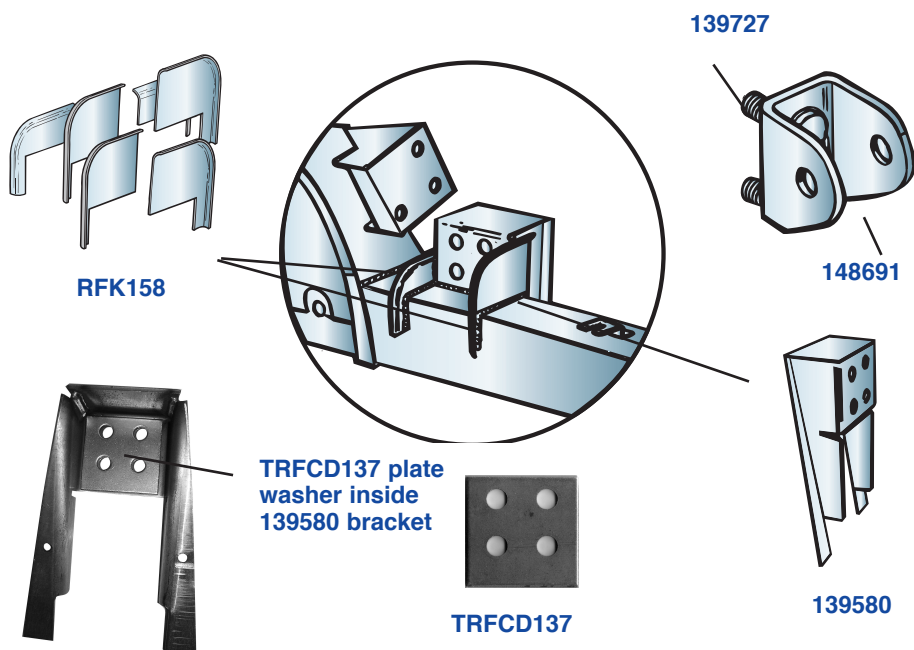
200772	Ball Joint , early type, with studs that fit through the upper wishbone arms, early TR4	2	
142394	Ball Joint , later type; secured by bolts and nuts, later TR4, TR4A	2	

LOWER TRUNNIONS

101557	Trunnion , with cross pin; pins are not slanted, early TR4	2	
58224	Seal , trunnion, early TR4	2	
133839	Trunnion , with slanted cross pin, later TR4, L.H.	1	
133838	Trunnion , with slanted cross pin, later TR4, R.H.	1	
142378	Trunnion , TR4A, L.H., no cross pin, uses bolt through trunnion and lower wishbone arms	1	
142377	Trunnion , TR4A, R.H., no cross pin, uses bolt through trunnion and lower wishbone arms	1	
142402	Seal , trunnion, later TR4, TR4A	2	

FRONT SUSPENSION

FRONT SUSPENSION MOUNTING BRACKETS, TR4A



Part No.	Description	No. Off	Current Prices on Website
----------	-------------	---------	---------------------------

CHASSIS BRACKET REPAIR,

TR4A only

139580	Bracket , front suspension mounting; welded to chassis frame	4	
RFK158	Gusset Kit ; includes six gussets for reinforcing the four brackets listed above	1	
148691	Pivot Bracket Assembly , front suspension	4	
TRFCD137	Plate Washer , reinforcing pivot bracket attachment; per Kas Kastner's instruction in the TR4, TR4A competition manual	4	
139727	Shim , front wheel alignment; fitted between pivot brackets and front suspension mounting brackets	A/R	
YN2909	Nyloc Nut , securing pivot brackets	8	
WM59	Washer , plain, used with nyloc nuts	8	


FRONT SUSPENSION

SHOCK ABSORBERS

“Lots of Alternatives to Suit Any Driving Style”



RFK737



RFK738



AR62-1395



AR62-2080



SPAX101



KONI80A-1784

Part No.	Description	No. Off Current Prices on Website
FRONT TUBE SHOCKS, TR4		
AR62-2080	Tube Shock , stock grade	2
KONI80-1005SP	Tube Shock , Koni brand high-performance shock	2
SPAX101	Tube Shock , Spax brand high-performance shock	2
FRONT TUBE SHOCKS, TR4A		
AR62-1395	Tube Shock , stock grade	2
KONI80A-1784	Tube Shock , Koni brand high-performance shock	2
SPAX102	Tube Shock , Spax brand high-performance shock	2
LOWER SHOCK MOUNTING BRACKETS; replace these with new if they are rusted solid or bent out of alignment		
RFK737	BRACKET KIT ; includes two brackets, set screw, lock tab, and hardware for securing brackets to lower spring pan; does one side, TR4	2
106841	Fulcrum Pin and Bracket Assembly , TR4	2
106843	Bracket , TR4	2
RFK738	BRACKET KIT ; includes two brackets, fulcrum bolt, nyloc nut, and hardware for securing brackets to lower spring pan; does one side, TR4A	2
106843	Bracket , TR4A	4

FRONT SUSPENSION



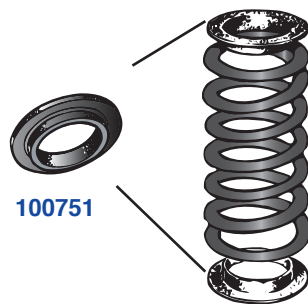
210903



SAH606



213165



100751

FRONT ROAD SPRINGS, TR4

Part No.	Description	No. Off	Current Prices on Website
210903	Front Road Spring , stock grade, do not use with factory aluminium upper packings	2	
SAH606	Front Road Spring , uprated	2	
100751	Packing , rubber, top and bottom of spring; six required if early short springs and factory aluminium packings are used; four required if later taller springs are used without factory aluminium packings	4 or 6	
100751/U	Packing , urethane, top and bottom of spring; six required if early short springs and factory aluminium packings are used; four required if later taller springs are used without factory aluminium packings	4 or 6	

FRONT ROAD SPRINGS, TR4A

Part No.	Description	No. Off	Current Prices on Website
213165	Front Road Spring , stock grade	2	
SAH606	Front Road Spring , uprated	2	
100751	Packing , rubber	4	
100751/U	Packing , urethane	4	

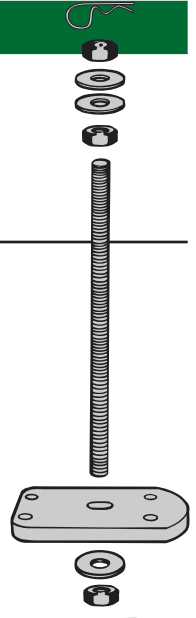
Please see section on uprated coil spring kits for TR4A kits on page 93.

FRONT SUSPENSION

SPRING COMPRESSOR TOOLS

“Patterned After the Original Spring Compressor Tool Used in Triumph Dealerships”

Part No.	Description	No. Off Current Prices on Website
RFT102	Spring Compressor Tool, TR2, TR3, TR4	1
RFT103	Spring Compressor Tool, TR4A, TR250, TR6	1
RFT104	Spring Compressor Tool, TR2, TR3, TR4, TR4A, TR250, TR6; includes two bottom plates to service all of the models listed	1



RFT102

REBOUND RUBBERS, TR4 only



100175



106845


Part No.	Description	No. Off Current Prices on Website
100175	Rebound Rubber Assembly, rectangular; mounted on chassis bracket under front suspension	2
106845	Rebound Rubber Assembly, conical; mounts on lower wishbones	2

FRONT SUSPENSION

FRONT HUBS

“TRF Uses Only Timken Bearings on Hub Rebuilds”

The front hubs listed in this section are rebuilt by C.A.R. Components. Each hub is disassembled and carefully inspected. Hubs are then bead blasted and cleaned, and new Timken bearings and races are installed. You have the choice of ordering rebuilt hubs only, or rebuilt hubs kits which include either stock rotors or EBC slotted and spot-drilled rotors. All hubs and hub kits listed below are sold as single units except hub kits with EBC rotors. In the case of the kits with EBC rotors, there is a left hand and right hand rotor and, therefore, these are supplied in pairs. Call us at 800 234-1104, ext. 3010 to discuss having your hubs rebuilt. C.A.R. Components is currently closed, but we will revise this page when it reopens.



Part No.	Description	No. Off	Current Prices on Website
REBUILT FRONT HUBS			
RHK51/DW	Rebuilt Front Hub , disc wheel studs; not fitted with brake disc, all TR4, TR4A, single	2	
CORE30	Core Charge on the above	2	
RHK51/WW	Rebuilt Front Hub , wire wheel studs; not fitted with brake disc, all TR4, TR4A, single	2	
CORE30	Core Charge on the above	2	
REBUILT FRONT HUBS WITH BRAKE DISCS; early TR4 with 11-inch discs; fitted up to comm. no. CT4387			
RHK32/DW	Rebuilt Front Hub Kit , disc wheel studs; fitted with stock brake disc, 11-inch disc, single	2	
CORE30	Core Charge on the above	2	
RHK32/WW	Rebuilt Front Hub Kit , wire wheel studs; fitted with stock brake disc, 11-inch disc, single	2	
CORE30	Core Charge on the above	2	

Section Continues On Next Page

FRONT SUSPENSION

FRONT HUBS—Continued

Part No.	Description	No. Off	Current Prices on Website
REBUILT FRONT HUBS WITH BRAKE			
DISCS—Continued; early TR4 with 11-inch discs; fitted up to comm. no. CT4387			
RHK33/DW	Rebuilt Front Hub Kit , disc wheel studs; fitted with EBC slotted and spot drilled brake discs, 11-inch disc, pair	1	
CORE60	Core Charge on the above	1	
RHK33/WW	Rebuilt Front Hub Kit , wire wheel studs; fitted with EBC slotted and spot drilled brake discs, 11-inch disc, pair	1	
CORE60	Core Charge on the above	1	
REBUILT FRONT HUB WITH BRAKE			
DISCS; later TR4, TR4A with 10.75-inch brake discs; TR4 after comm. no. CT4387, all TR4A			
RHK52/DW	Rebuilt Front Hub Kit , disc wheel studs; fitted with stock brake disc, 10.75-inch disc, single	2	
CORE30	Core Charge on the above	2	
RHK52/WW	Rebuilt Front Hub , wire wheel studs; fitted with stock brake disc, 10.75-inch disc,	2	
CORE30	Core Charge on the above	2	
RHK53/DW	Rebuilt Front Hub , disc wheel studs; fitted with EBC slotted and spot drilled brake discs, 10.75-inch disc, pair	1	
CORE60	Core Charge on the above	1	
RHK53/WW	Rebuilt Front Hub , wire wheel studs; fitted with EBC slotted and spot drilled brake disc, 10.75-inch disc, pair	1	
CORE60	Core Charge on the above	1	

Call us at

800 234-1104, ext. 3010 to discuss having your hubs rebuilt.

C.A.R. Components is currently closed, but we will revise this page when it reopens.



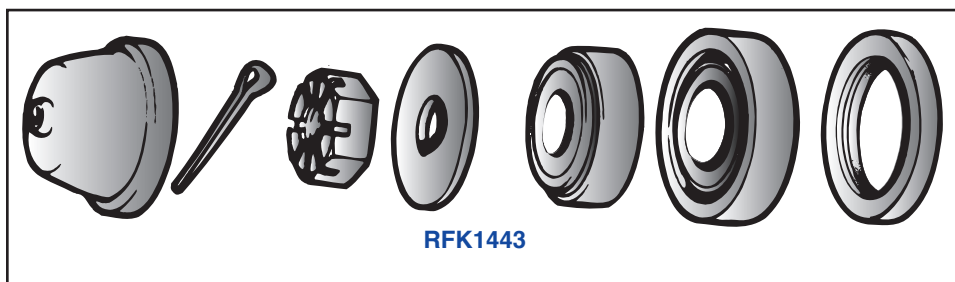
FRONT SUSPENSION

FRONT WHEEL BEARINGS AND KITS

“Front Wheel Bearing Kits Contain Timken Bearings”

We at TRF became confused a few years ago, because of a large number of no-name bearings on the market, some from third world countries. They came in when we ordered bearings, and we tried them. But we didn't like them, and we decided not to use them in components that we rebuild at C.A.R. Components. That led to another problem—We don't sell parts to our customers that we wouldn't use ourselves. I decided that I couldn't sell bearings that I consider questionable to my customers. Therefore, we assigned new part numbers to certain high-quality bearings, and those are the ones we are offering now. Yes, they are more expensive. The best parts nearly always are. How expensive is it to do the job over? How expensive is a job that doesn't last? Actually, I have been extremely well pleased. We find that we have sold many more kits since we began listing the better bearing kits, and customers tell us they are glad to buy the original brand components...

Kits also include additional components not found in cheaper kits sold elsewhere.



CAWB1


Part No.	Description	No. Off	Current Prices on Website
RFK1443	BEARING KIT , front hub; Timken bearings; all TR4, TR4A	2	
TRFCD239	Bearing , inner, Timken brand	2	
TRFCD240	Bearing , outer, Timken brand	2	
GHS110	Seal , front hub	2	
102690	D-Washer	2	
LN2211	Nut , slotted	2	
PC20	Pin , cotter	2	
102689	Cap , grease	2	
	WHEEL BEARING GREASE ; TRF has always stocked this special Castrol grease		
CAWB1	Castrol Wheel Bearing Grease , 28 oz. resealable tub	A/R	

FRONT SUSPENSION

STRONGER FRONT AXLE KITS SOLVE BRAKING PROBLEMS

“Race Car Solution Makes Your Street Car Stop Better”

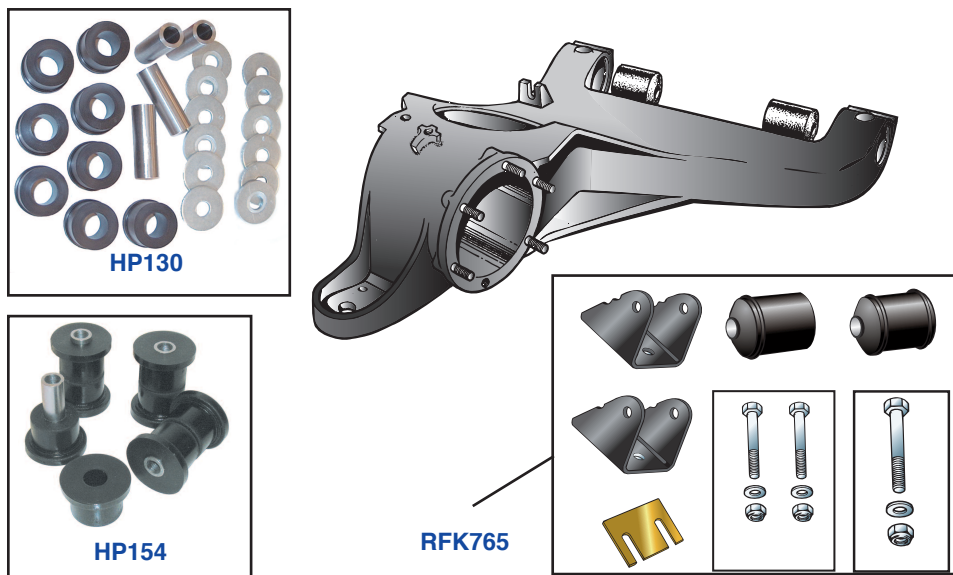
The stub axle kits listed here work well to solve a common braking problem. Stock stub axles are a bit flimsy and they flex, causing brake discs to wobble, reducing braking efficiency, particularly on rough surfaces. This will cause caliper pistons to be pushed back too far into the caliper, requiring additional fluid to come back out. The result will be the pedal going to the floor on the first pump. A second pump slows the car. BMC cars used a spacer between the wheel bearings to support the stub axle and to reduce the flexing, thus improving braking and handling, but Triumph didn't seem to realize there was a problem. Fitting a spacer, particularly along with a beefier stub axle, will solve this problem.



Part No.	Description	No. Off	Current Prices on Website
115763	Stub Axle , stock replacement	2	
FRONT AXLE KITS AND COMPONENTS			
HP661	Stub Axle Kit , uprated; includes one pair of uprated stub axles, spacers, adjusting shims, hardware, and installation instructions; eliminates axle flexing and wobble	1	
HP660	Spacer Kit , front hubs; includes wheel bearing spacers, adjusting shims, and installation instructions	1	
RFK1443	Timken Front Wheel Bearing Kit ; includes Timken wheel bearings, grease seals, D-washers, slotted nuts, and bearing caps	2	

REAR SUSPENSION

TRAILING ARM COMPONENTS, TR4A IRS



Part No.	Description	No. Off	Current Prices on Website
----------	-------------	---------	---------------------------

TRAILING ARM PIVOT BUSHES,

TR4A IRS

137599	Pivot Bush , rubber, stock grade	4	
TRFCD30	Pivot Bush , rubber, heavy duty for improved handling	4	
HP154	Pivot Bush Kit , urethane; includes high-performance urethane bushes with steel sleeves	1	
HP130	Pivot Bush Kit , nylatron; includes high-performance nylatron bushes, steel sleeves, special shim washers, and full instructions for setting up your rear suspension for minimal deflection under load	1	

TRAILING ARM MOUNTING**BRACKET KITS;** kits include mounting brackets, bushes, alignment shims, and hardware

RFK223	MOUNTING KIT; with stock grade rubber bushes	1	
RFK765	MOUNTING KIT, with heavy duty rubber bushes	1	

TRAILING ARM MOUNTING COMPONENTS

141399	Bracket , mounting, trailing arm, inner, two notch	2	
141398	Bracket , mounting, trailing arm, outer, one notch	2	
139363	Alignment Shim	A/R	

Section Continues On Next Page

REAR SUSPENSION


TRAILING ARM COMPONENTS, TR4A IRS — Continued

Part No.	Description	No. Off	Current Prices on Website
	HARDWARE , securing brackets to chassis frame		
HB926	Bolt	7	
YN2909	Nut , nyloc	8	
	HARDWARE , securing trailing arms to inner and outer brackets		
HB1029	Bolt	4	
WM803	Washer , plain	4	
TN3210	Nut , nyloc	4	

ADJUSTABLE TRAILING ARM MOUNTING BRACKETS, TR4A IRS

“The Idea for These Adjustable Mounting Brackets Comes from the Group 44 TR6 Race Car”

If you’ve been wishing you could adjust rear wheel camber on your TR4A IRS, here is the product that you have been looking for. Beautifully made components are simple in design and easy to install with instructions provided. New pivot bolts and mounting bolts and hardware are included. All parts are plated or powder coated.



Part No.	Description	No. Off	Current Prices on Website
HP252	Adjustable Mounting Kit , rear suspension trailing arms; allows rear wheel camber adjustment; simple design, instructions included	1	

REAR SUSPENSION


CROSS MEMBER REPAIR COMPONENTS, TR4A



RFK1788



RFK1786



211346

Part No.	Description	No. Off	Current Prices on Website
----------	-------------	---------	---------------------------

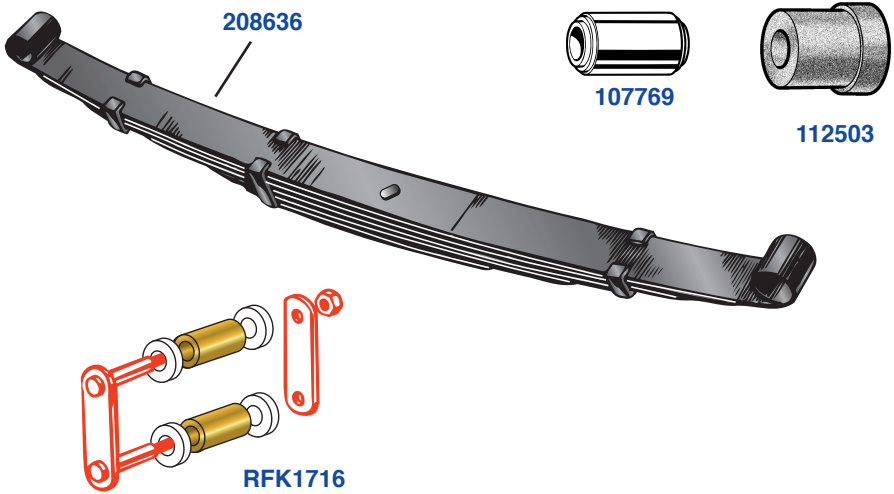
CROSSMEMBER REPAIR COMPONENTS,

TR4A IRS

211346	Cross Member Repair Section; this is the section that the trailing arms are secured to on IRS cars, and that the leaf spring front brackets are secured to on solid axle cars	2	
RFK1788	FRONT CROSSMEMBER REPAIR KIT; includes differential mounting bolts, brackets on bolts, and reinforcement plates and washers	1	
147400	Bolt, differential mounting	2	
140009	Bracket, reinforcing bolts	2	
SLP118	Plate, reinforcing brackets	4	
SLP119	Plate, reinforcing bolts on tops of crossmember	2	
RFK1786	REAR CROSSMEMBER REPAIR KIT; includes brackets and bolts	1	
147400	Bolt, differential mounting	2	
140051	Bracket, reinforcing bolts	2	

REAR SUSPENSION

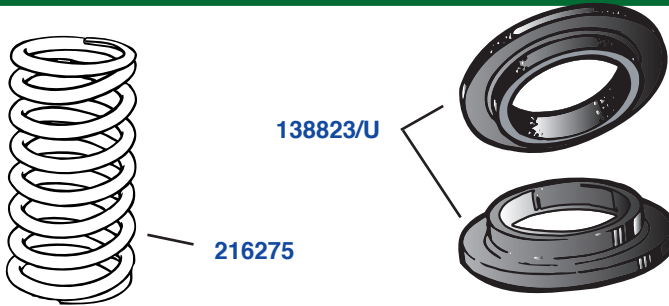
LEAF SPRINGS, TR4, TR4A



Part No.	Description	No. Off	Current Prices on Website
REAR LEAF SPRINGS, TR4			
208636	Rear Leaf Spring , TR4 up to comm. no. CT23383	2	
113194	U-bolt 4		
209964	Rear Leaf Spring , TR4 after comm. no. CT23383	2	
136865	U-bolt	4	
HARDWARE SECURING LEAF SPRINGS			
YN2909	Nut , nyloc	8	
WP9	Washer , plain	8	
REAR LEAF SPRINGS, TR4A			
212113	Rear Leaf Spring , TR4A solid axle	2	
136865	U-bolt	4	
HARDWARE SECURING LEAF SPRINGS			
YN2909	Nut , nyloc	8	
WP9	Washer , plain	8	
REAR SPRING BUSHES			
107769	Bush , silent-bloc, front spring eyes; included with leaf springs listed above	2	
112503	Bush , rubber, rear spring eyes; not included with leaf springs listed above	8	
112503/U	Bush , urethane, rear spring eyes; not included with leaf springs listed above	8	
RFK1716	Rear Spring Shackle Bush Kit , high-performance; kit includes four bronze bushes and eight Delrin washers to replace stock bushes for improved handling, TR4 only	1	

REAR SUSPENSION

COIL SPRINGS, TR4A IRS




Part No.	Description	No. Off	Current Prices on Website
216275	Rear Road Spring , stock grade	2	
SAH1081/E	Rear Road Spring , high-performance	2	
138823	Packing , rubber, rear road spring	4	
138823/U	Packing , urethane, rear road spring	4	

SHOCK ABSORBERS, TR4

“Your Choice of New or Rebuilt...”



AR7999LH



105925

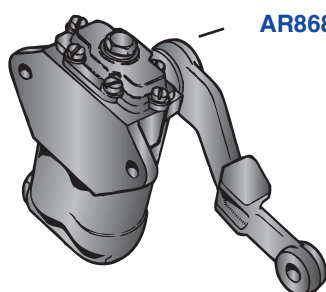


ARSF2

Part No.	Description	No. Off	Current Prices on Website
REAR LEVER SHOCKS AND LINKS,			
TR4			
AR7999LH	Lever Shock , new, L.H.	1	
202389R	Lever Shock , rebuilt, L.H.	1	
CORE45	Core Charge on the above	1	
AR7999RH	Lever Shock , new R.H.	1	
202388R	Lever Shock , rebuilt, R.H.	1	
CORE45	Core Charge on the above	1	
105925	Link , rear shock	2	
ARSF2	Shock Oil , for refilling lever shocks, 1/2 liter bottle	1	

REAR SUSPENSION

SHOCK ABSORBERS, TR4A



AR8686LH



ARSF2



141464


Part No.	Description	No. Off	Current Prices on Website
----------	-------------	---------	---------------------------

REAR LEVER SHOCKS AND LINKS,

TR4A

AR8686LH	Lever Shock , L.H.	1	
211936R	Lever Shock , rebuilt, L.H.	1	
CORE45	Core Charge on the above	1	
AR8686RH	Lever Shock , R.H.	1	
211937R	Lever Shock , rebuilt, R.H.	1	
CORE45	Core Charge on the above	1	
AR8856LH	Link , rear shock, L.H., solid axle cars	1	
AR8856RH	Link , rear shock, R.H., solid axle cars	1	
141464	Link , rear shock, TR4A IRS cars	2	
141464/U	Link , rear shock, with urethane bushes, TR4A IRS	2	
ARSF2	Shock Oil , for refilling lever shocks, 1/2 liter bottle	1	

REAR SUSPENSION REBOUND RUBBERS



115456



140290



136758

Part No.	Description	No. Off	Current Prices on Website
----------	-------------	---------	---------------------------

RFK767	REBOUND KIT , TR4	1	
115456	Rear Axle Buffer	2	
140606	Binding Wire , to secure buffers to axle	4	
RFK785	REBOUND CONE KIT , TR4A solid axle	1	
140290	Bumper Cone , fitted to body	2	
136758	Bumper Cone , fitted to axle housing	2	
140290	Bumper Cone , fitted to chassis frame	2	
RFK786	REBOUND CONE KIT , TR4A IRS	1	
140290	Bumper Cone , fitted to body	2	
136758	Bumper Cone , fitted to trailing arms	2	



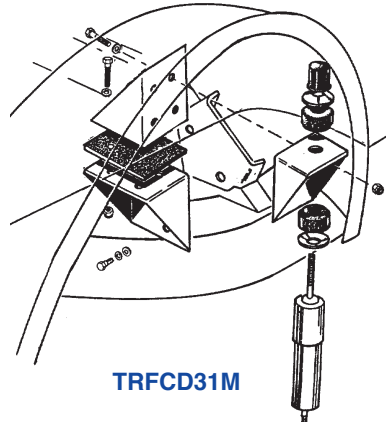
REAR SUSPENSION

REAR TUBE SHOCK CONVERSION KITS, TR4A IRS ONLY

Four different rear tube conversion kits are available for TR4A's with independent rear suspension. Many enthusiasts wish to switch to rear tube shocks, as the original lever shocks used on many classic British cars are thought to be antiquated. TRF currently offers two different types of kits with the choice of two different brands of shocks for each. We call these easy-mount type and structural type based on the design of the kits.

Easy-mount kits have a bracket that bolts to the existing shock mount to which the top of the tube shock is attached. The lower portion of the tube shock mounts to the link holes in the trailing arms.

In the structural type, heavy metal brackets are bolted to the chassis and body to which the top of the tube shock is attached. The lower portion of the tube shock mounts to the link holes in the trailing arm.



Part No.	Description	No. Off	Current Prices on Website
----------	-------------	---------	---------------------------

EASY-MOUNT TUBE SHOCK CONVERSION KITS

HP221	Tube-Shock Conversion; comes with KYB gas shocks and required parts; instructions	1	
HP121	Tube-Shock Conversion; comes with SPAX shocks and required parts; instructions	1	

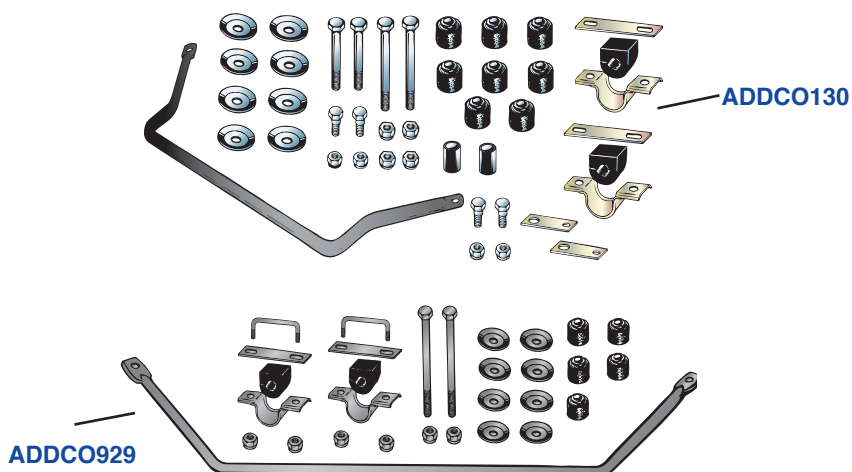
STRUCTURAL TUBE SHOCK CONVERSION KITS

TRFC31M	Tube-Shock Conversion; comes with Monroe shocks and required parts; instructions	1	
TRFC31K	Tube-Shock Conversion; comes with Koni shocks and required parts; instructions	1	

REAR SUSPENSION

SWAY BARS

“Famous Addco Sway Bar Kits For Your Triumph”



Part No.	Description	No. Off	Current Prices on Website
----------	-------------	---------	---------------------------


ADDCO FRONT AND REAR SWAY BAR KITS

ADDCO130	Front Sway Bar Kit , 3/4-inch bar, TR4	1	
ADDCO128	Front Sway Bar Kit , 3/4-inch bar, TR4A	1	
ADDCO920	Rear Sway Bar Kit , 5/8-inch bar, TR4	1	
ADDCO922	Rear Sway Bar Kit , 5/8-inch bar, TR4A solid axle	1	
ADDCO929	Rear Sway Bar Kit , 3/4-inch bar, TR4A IRS	1	

HANDLING KITS—UPRATED COIL SPRINGS, TR4A IRS

“Uprated Springs For Better Handling and Less Rear End Squat...”

RFK777/E



Part No.	Description	No. Off	Current Prices on Website
----------	-------------	---------	---------------------------

RFK777/E	TRF HANDLING KIT; high-performance road springs for front and rear of car; includes urethane spring packings	1	
SAH606	Road Spring , front, uprated	2	
SAH1081/E	Road Spring , rear, uprated	2	
100751/U	Packing , urethane, front spring	4	
138823/U	Packing , urethane, rear spring	4	


REAR SUSPENSION

REAL COMPETITION GRADE SPRINGS

LOWER YOUR CAR AND PROVIDE A 20% INCREASE IN SPRING RATE, TR4A IRS ONLY

“High-Performance Urethane Spring Packings Included”

Our spring kit comes with high-performance urethane spring packings and lowers ride height approximately one inch. If you want a stock ride height, you can fit TRF’s Handling Kit listed in the previous section, or you can use these springs and adjust the ride height with stackable spacers listed in this section



HP132



HP173
Showing Two
Spacers Stacked

Part No.	Description	No. Off	Current Prices on Website
HP132	Competition Spring Kit; includes a matched set of front and rear springs, plus a set of high-performance urethane spring packings, TR4A IRS only	1	
	STACKABLE SPRING SPACERS; install these on front springs only to adjust ride height; priced per pair...		
HP173	Spacer Set, 1/2- inch thick; raises ride height approximately 3/4-inch	A/R	
HP174	Spacer Set, 3/4- inch thick; raises ride height approximately 1-inch	A/R	
HP175	Spacer Set, 1-inch thick; raises ride height approximately 1-1/2 inch	A/R	
	STACKABLE SPRING SPACERS; install these on rear springs only to adjust ride height; priced per pair...		
HP133	Spacer Set, 1/2- inch thick; raises ride height approximately 3/4-inch	A/R	
HP134	Spacer Set, 3/4- inch thick; raises ride height approximately 1-inch	A/R	
HP135	Spacer Set, 1-inch thick; raises ride height approximately 1-1/2 inch	A/R	

BRAKES

PEDAL PADS AND RETURN SPRINGS

122289




57950

Part No.	Description	No. Off	Current Prices on Website
122289	Rubber Pad , brake and clutch pedals	2	
57950	Spring , pedal return	2	

FRONT BRAKE DISCS

“High-Performance Slotted and Spot Drilled”

High-performance brake discs are slotted and spot drilled. Slots draw cool air across the pad surface keeping pads and discs cooler. Spot drillings, as opposed to holes drilled right through the discs, break down surface gases when braking from high speed, but they do not weaken the cross-section of the disc which can lead to cracking of metal over time. The discs listed here will fit your stock hubs, and they will work with your stock calipers. Combine these rotors with the Greenstuff brake pads listed in the next section to maximize the efficiency of your braking system.



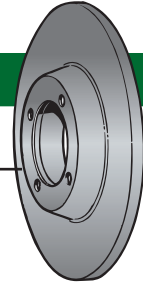
HP260

Part No.	Description	No. Off	Current Prices on Website
HP260	Front Brake Disc Kit , slotted and spot drilled, early TR4, up to comm. no. CT4689 (wire wheels) and CT4387 (disc wheels), 11-inch diameter	1	
RFK1720	Front Brake Disc Kit , slotted and spot drilled, later TR4, TR4A, after comm. no. CT4690 (wire wheels) and CT4388 (disc wheels), 10.75-inch diameter	1	

BRAKES

STOCK FRONT BRAKE DISCS (ROTORS)

209327

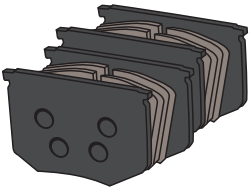


Part No.	Description	No. Off	Current Prices on Website
203189	Front Brake Disc , early TR4, up to comm. no. CT4689 (wire wheels) and CT4387 (disc wheels), 11-inch diameter	2	
209327	Front Brake Disc , later TR4, TR4A, after comm. no. CT4690 (wire wheels) and CT4388 (disc wheels), 10.75-inch diameter	2	
113150	Bolt , securing brake discs	8	
WL209	Washer , lock, securing brake discs	8	

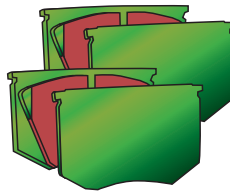
BRAKE PADS

“TRF Offers Three Choices of Brake Pads”

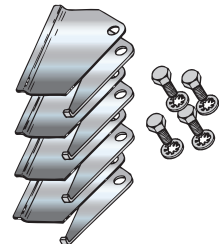
Stock pads work well, semi-metallic work even better, and the EBC “Greenstuff” pads are better yet. Greenstuff pads are made of Kevlar which is a popular material for making brake pads for race cars. EBC Greenstuff pads are designed for fast road and mild race cars. You’ll notice a performance difference as soon as you install them.



GIGP58



EBC151/GS




RFK547

Part No.	Description	No. Off	Current Prices on Website
	BRAKE PADS , early TR4, up to comm. no. CT4689 (wire wheels) and CT4387; TR3 type secured by metal plates and shims fitted to the top of the caliper		
GIGP58	Front Brake Pad Set , stock grade, early TR4	1	
EBC151/GS	Front Brake Pad Set , EBC “Green Stuff” Kevlar, early TR4	1	
RFK547	Retaining Kit , brake pads; includes retaining plates, anti-squeal shims, and hardware	1	


Section Continues On Next Page

BRAKES

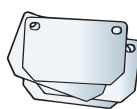
BRAKE PADS—Continued




GIGP81



EBC152/GS



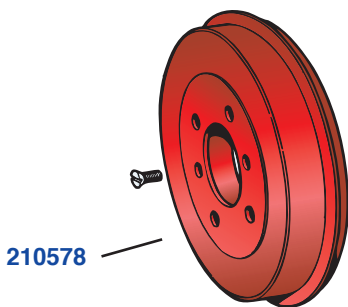
GISP2750



RFK605

Part No.	Description	No. Off	Current Prices on Website
	BRAKE PADS , later TR4, TR4A, after comm. no. CT4690 (wire wheels) and CT4388 (disc wheels), TR4A; pads secured by pins through the pads		
GIGP81	Front Brake Pad Set , stock, later TR4, TR4A	1	
EBC152/GS	Front Brake Pad Set , EBC Brand “Green Stuff”: Kevlar, later TR4, TR4A	1	
TRFCD152	Front Brake Pads , semi-metallic, later TR4, TR4A	1	
GISP2750	Anti-squeal Shim Kit , later TR4, TR4A	1	
RFK605	Retaining Pin Kit ; includes four pins and four clips	1	

BRAKE DRUMS



210578

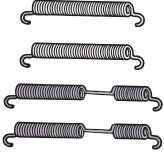


TRFCD63


Part No.	Description	No. Off	Current Prices on Website
	STOCK GRADE BRAKE DRUMS		
201493	Brake Drum , solid axle cars, TR4, TR4A	2	
210578	Brake Drum , TR4A IRS only	2	
	FINNED ALUMINUM BRAKE DRUMS		
HP34	Brake Drum , finned aluminium, solid axle cars, TR4, TR4A	2	
TRFCD63	Brake Drum , finned aluminium, TR4A IRS only	2	
V5435	Screw , securing drums	4	

BRAKES


BRAKE SHOES

“New Shoes, Not Rebuilt”

GISRS8



GISP1012



GBS778

Part No.	Description	No. Off	Current Prices on Website
GBS778	Brake Shoe Set	1	
GISP1012	Hold-down Kit , brake shoes; includes four spring clips and four pins	1	
GISRS8	Return Spring Kit , brake shoes; includes four shoe-return springs	1	

BRAKE FLUID AND BRAKE BLEEDING TOOLS

“LMA Brake Fluid is Original, Silicone Won’t Strip Your Paint if Spilled”

GILMA



SBF32



GIT20



RFT112



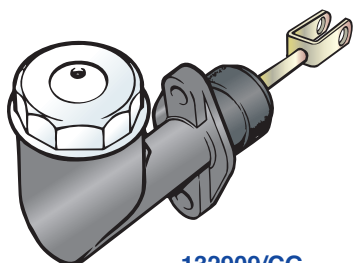
RFN1425

Part No.	Description	No. Off	Current Prices on Website
GILMA	Brake and Clutch Fluid , Castrol, 12 ounce bottle	A/R	
SBF32	Brake and Clutch Fluid , silicone, 32 ounce bottle	A/R	
BRAKE BLEEDING TOOLS			
GIT20	Visi-bleed ; Girling one-person bleeding system	1	
RFT112	Eezi-bleed , one-person bleeding system using air pressure from a spare tire	1	
RFN1425	Bottle , brake bleeder, 16 ounce bottle; includes cap, hose, and lanyard for keeping it in place while in use	1	

Please Note: Although silicone brake fluid has been successfully used for years by many enthusiasts, some brake manufacturers do not recommend its use, and new Girling cylinders have started to come with labels stating that warranty claims will not be honored if silicone fluid is used.

BRAKES

BRAKE MASTER CYLINDERS



132909/CG



GISP2102




HK2102

Part No.	Description	No. Off	Current Prices on Website
	BRAKE MASTER CYLINDERS , early TR4 cars with wire wheels up to comm. no.CT5855 and cars with disc wheels up to comm. no. CT5782		
131661/TRW	Brake Master Cylinder , Girling, early TR4	1	
GISP1995	Repair Kit , brake master cylinder, Girling brand, early TR4, .75-inch bore	1	
HK1995	Repair Kit , brake master cylinder, aftermarket brand, early TR4, .75-inch bore	1	
	BRAKE MASTER CYLINDERS , later TR4, cars with wire wheels after comm. no.CT5855 and cars with disc wheels after comm. no. CT5782, all TR4A		
132909/TRW	Brake Master Cylinder , Girling, later TR4, TR4A	1	
132909/CG	Brake Master Cylinder , reproduction, later TR4, TR4A	1	
GISP2102	Repair Kit , brake master cylinder, Girling brand, later TR4, TR4A, .70-inch bore	1	
HK2102	Repair Kit , brake master cylinder, aftermarket brand, later TR4, TR4A, .70-inch bore	1	

Note: The later TR4, TR4A .70-inch bore brake master cylinders listed above can be fitted to early TR4's with .75-inch master cylinders

BRAKES

REBUILT FRONT CALIPERS



Our mechanic at C.A.R. Components rebuilds hundreds of Triumph calipers a year. Each caliper is disassembled, bead blasted, and painted. New seals and stainless steel pistons are installed. You have a choice of just having the caliper itself rebuilt, or you can buy a deluxe caliper which includes pads, hoses, retaining hardware, and anti-squeal shims. In addition, you have a choice of stock pads, semi-metallic pads (expect in the case of the early calipers), or high-performance Green Stuff pads. Call us at 800 234-1104, ext. 3010 to discuss core availability and to place your order. If you would like to have your rebuilt calipers a special color, talk to us about that. Employee owned cars at TRF always have red brake calipers, following a tradition that Charles Runyan began when he restored his black TR3A back in the early 1970's. Based on this, we have noticed that Porsche and Ferrari, among others, have copied our idea and have started painting their calipers red too.

From our research it appears that two different calipers were fitted to the TR4. The early cars seem to have been fitted with the same calipers as the later TR3A's. This is odd as the TR3B's seem to have gotten the calipers that were then fitted to later TR4's. The early calipers can be identified by the method of retaining the brake pads. Like the TR3A calipers, the pads slid in through the top of the caliper and were retained by shims and plates that were secured to the caliper with set screws. The later TR4 and the TR4A, had pads that were retained by pins that fit through the side of the caliper and through the pads themselves. Small clips were then used to retain the pins. To help sort out the differences, we have broken down listings into three sections—early TR4, later TR4, and TR4A.

C.A.R. Components is currently closed, but we will revise this page when it reopens.

Section Continues on Next Page

BRAKES

REBUILT FRONT CALIPERS—Continued




Part No.	Description	No. Off	Current Prices on Website
	REBUILT FRONT CALIPERS , early TR4 with Type B split calipers; pads are retained by metal plates and shims fitted to the tops of the calipers		
	REBUILT CALIPERS ; hoses, pads, and fittings not included		
206506R	Rebuilt Caliper , L.H. early TR4,	1	
CORE45	Core Charge on the above	1	
206507R	Rebuilt Caliper , R.H. early TR4,	1	
CORE45	Core Charge on the above	1	
	DELUXE REBUILT CALIPERS ; early TR4; includes rebuilt caliper, pads, retaining plates, shims, and hoses		
RBBC103/LH	Rebuilt Caliper Kit , L.H. early TR4, fitted with stock pads	1	
CORE45	Core Charge on the above	1	
RBBC103/RH	Rebuilt Caliper Kit , R.H. early TR4, fitted with stock pads	1	
CORE45	Core Charge on the above	1	
RBBCG103/LH	Rebuilt Caliper Kit , L.H. early TR4, fitted with high-performance Green Stuff pads	1	
CORE45	Core Charge on the above	1	
RBBCG103/RH	Rebuilt Caliper Kit , R.H. early TR4, fitted with high-performance Green Stuff pads	1	
CORE45	Core Charge on the above	1	

Please note: Semi-metallic pads are not available for the above caliper

Section Continues On Next Page

BRAKES

REBUILT FRONT CALIPERS—Continued



Part No. Description No. Off Current Prices on Website

REBUILT FRONT CALIPERS, later TR4 with

Type 16P calipers; pads are retained by pins and clips fitted through the sides of the caliper bodies and through the pads

REBUILT FRONT CALIPERS; pads, hoses, and fittings not included

GI64032288R	Rebuilt Caliper , L.H., later TR4,	1
CORE45	Core Charge on the above	1
GI64032289R	Rebuilt Caliper , R.H., later TR4,	1
CORE45	Core Charge on the above	1

DELUXE REBUILT CALIPERS; later TR4

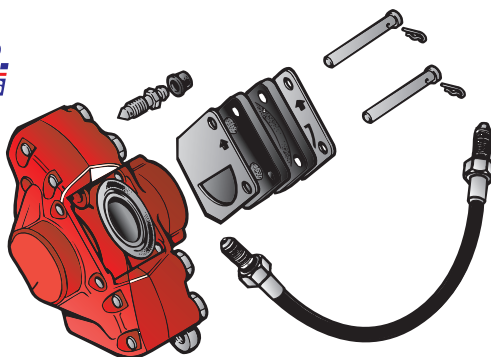
includes rebuilt caliper, pads, anti-squeal shims, and hoses

RBBC104/LH	Rebuilt Caliper , L.H., later TR4;	1
	fitted with stock pads	
CORE45	Core Charge on the above	1
RBBC104/RH	Rebuilt Caliper , R.H., later TR4;	1
	fitted with stock pads	
CORE45	Core Charge on the above	1
RBBCG104/LH	Rebuilt Caliper , L.H., later TR4;	1
	fitted with high-performance Green Stuff pads	
CORE45	Core Charge on the above	1
RBBCG104/RH	Rebuilt Caliper , R.H., later TR4;	1
	fitted with high-performance Green Stuff pads	
CORE45	Core Charge on the above	1
RBBCS104/LH	Rebuilt Caliper , L.H., later TR4;	1
	fitted with high-performance semi-metallic pads	
CORE45	Core Charge on the above	1
RBBCS104/RH	Rebuilt Caliper , R.H., later TR4;	1
	fitted with high-performance semi-metallic pads	
CORE45	Core Charge on the above	1

Section Continues On Next Page

BRAKES

REBUILT FRONT CALIPERS—Continued



Part No.	Description	No. Off	Current Prices on Website
----------	-------------	---------	---------------------------

REBUILT FRONT CALIPERS, TR4A

with Type 16P calipers; pads are retained by pins and clips fitted through the side of the caliper bodies and through the pads

REBUILT FRONT CALIPERS; does not include pads, hoses or fittings

GI64032288R	Rebuilt Caliper, L.H., TR4A	1	
CORE45	Core Charge on the above	1	
GI64032289R	Rebuilt Caliper, R.H., TR4A,	1	
CORE45	Core Charge on the above	1	

DELUXE REBUILT CALIPERS;

TR4A includes rebuilt caliper, pads, anti-squeal shims, and hoses

RBBC105/LH	Rebuilt Caliper, L.H., TR4A; fitted with stock pads	1	
CORE45	Core Charge on the above	1	
RBBC105/RH	Rebuilt Caliper, R.H., TR4A; fitted with stock pads	1	
CORE45	Core Charge on the above	1	
RBBCG105/LH	Rebuilt Caliper, L.H., TR4A; fitted with high-performance Green Stuff pads	1	
CORE45	Core Charge on the above	1	
RBBCG105/RH	Rebuilt Caliper, R.H., TR4A; fitted with high-performance Green Stuff pads	1	
CORE45	Core Charge on the above	1	
RBBCS105/LH	Rebuilt Caliper, L.H., TR4A; fitted with high-performance semi-metallic pads	1	
CORE45	Core Charge on the above	1	
RBBCS105/RH	Rebuilt Caliper, R.H., TR4A; fitted with high-performance semi-metallic pads	1	
CORE45	Core Charge on the above	1	

BRAKES

FRONT CALIPER REBUILDING COMPONENTS,
all TR4, TR4A

HK2501



HP126/E



GISP2501




GI64470444



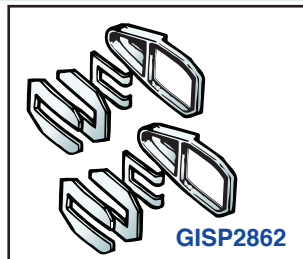
234957A

Part No.	Description	No. Off Current Prices on Website
GISP2501	Repair Kit , front brake caliper, TR4, TR4A, Girling brand	1
HK2501	Repair Kit , front brake caliper, TR4, TR4A, quality aftermarket kit	1
HP126/E	Piston , brake caliper, stainless steel	4
GI64470444	Bleeder Screw , front caliper	2
234957A	Dust Cover , bleed screw	2

REAR WHEEL CYLINDERS



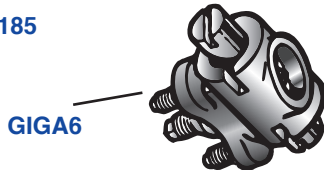
GI64674185



GISP2862



505093A



GIGA6



HK2083

Part No.	Description	No. Off Current Prices on Website
GI64674185	Wheel Cylinder , rear, .70 inch	2
HK2083	Repair Kit , rear wheel cylinder	1
GISP2862	Installation Kit , for rear wheel cylinders; includes spring plates and dust covers	1
505093A	Dust Cover , rear wheel cylinder; included in kit listed above	2
GIGA6	Brake Adjuster	2

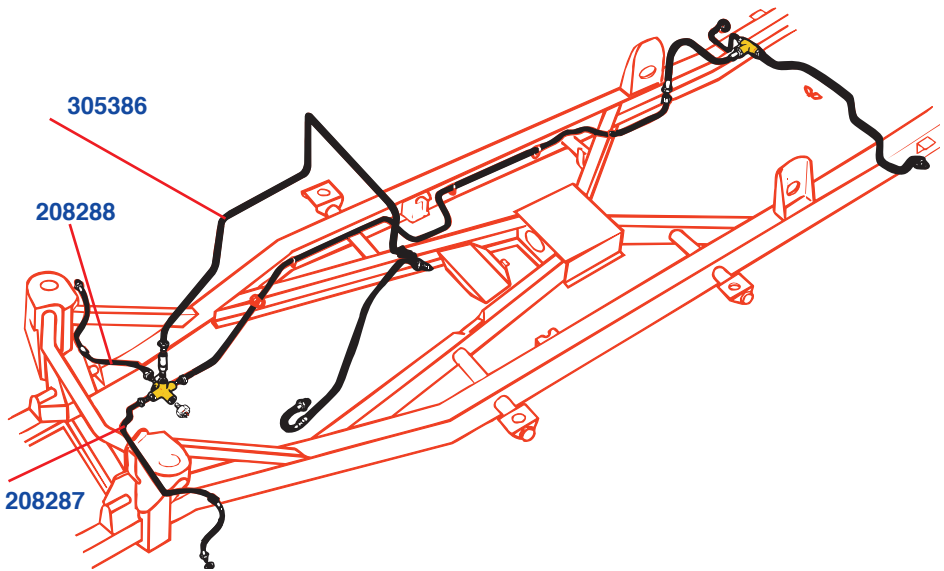
BRAKES

BRAKE PIPES, TR4 only

Several changes occurred during the production of the TR4 that make the listing of brake pipes difficult. Sorting through the factory parts catalogue listings is further complicated by some obvious errors and contradictions. We feel that the following listings are accurate and would appreciate any customer feedback to fine tune what we have listed here.

It appears that there were two significant change points as listed here. Up to comm. no. CT4689 (cars with wire wheels) and CT4387 (cars with disc wheels), TR3A type split calipers were fitted. These are easily identified by the method of securing the brake pads. On these calipers, metal plates and shims are bolted to the tops of the calipers to retain the pads. After this point one-piece calipers were fitted in which the brake pads are retained by pins fitted through the pads. At comm. no. CT26930 the fitting on the chassis at the front of the car was changed from a five-way fitting to a four-way fitting. On cars with the five-way fitting, the brake switch was hydraulically activated and was fitted to the five-way fitting. On cars after CT26930, it appears that a four-way fitting was used and the brake switch became a push-button type electrical switch that was fitted to the brake master cylinder bracket and was operated by the master cylinder push rod.

Pipes listed in the following sections are steel brake lines with all correct flares and fittings. Pipes are coiled and are easily bent to shape.

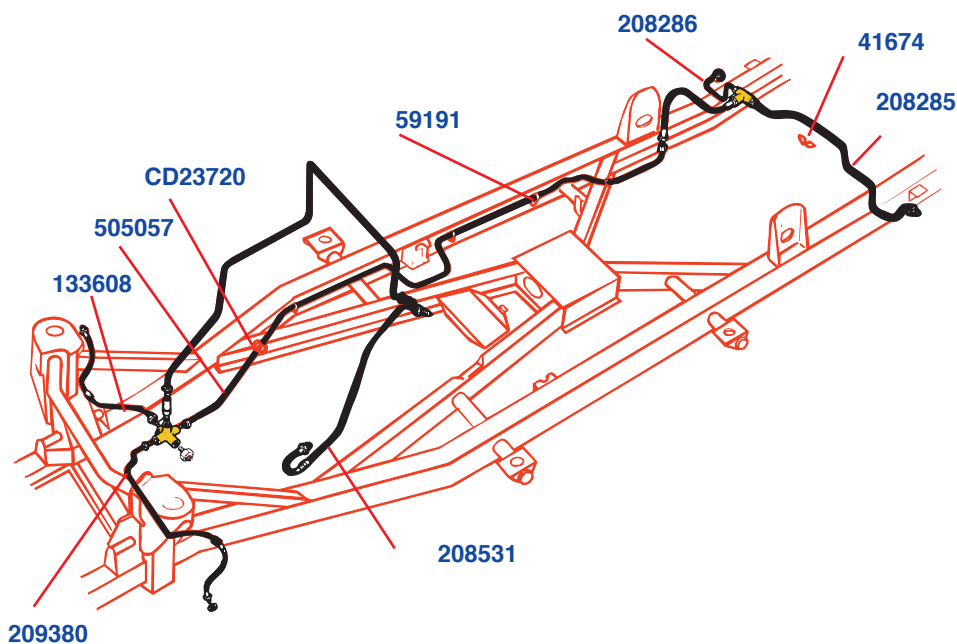


Part No.	Description	No. Off	Current Prices on Website
305386	Pipe , from brake master cylinder to fitting mounted on R.H. frame member; five-way fitting on early cars, four-way fitting on later cars	1	
PIPES FROM FITTING ON FRAME TO HOSE BRACKET , early fitment up to comm. no. CT4689 (wire wheels) and CT4387 (wire wheels)			
208287	Pipe , from five-way fitting to frame bracket for L.H. front brake hose, early	1	
208288	Pipe , from five-way fitting to frame bracket for R.H. front brake hose, early	1	

Section Continues On Next Page

BRAKES

BRAKE PIPES, TR4 only—Continued



Part No.	Description	No. Off	Current Prices on Website
----------	-------------	---------	---------------------------

PIPES FROM FITTING ON FRAME TO

HOSE BRACKET, later fitment after comm. no. CT4689 (wire wheels) and CT4387 (wire wheels)

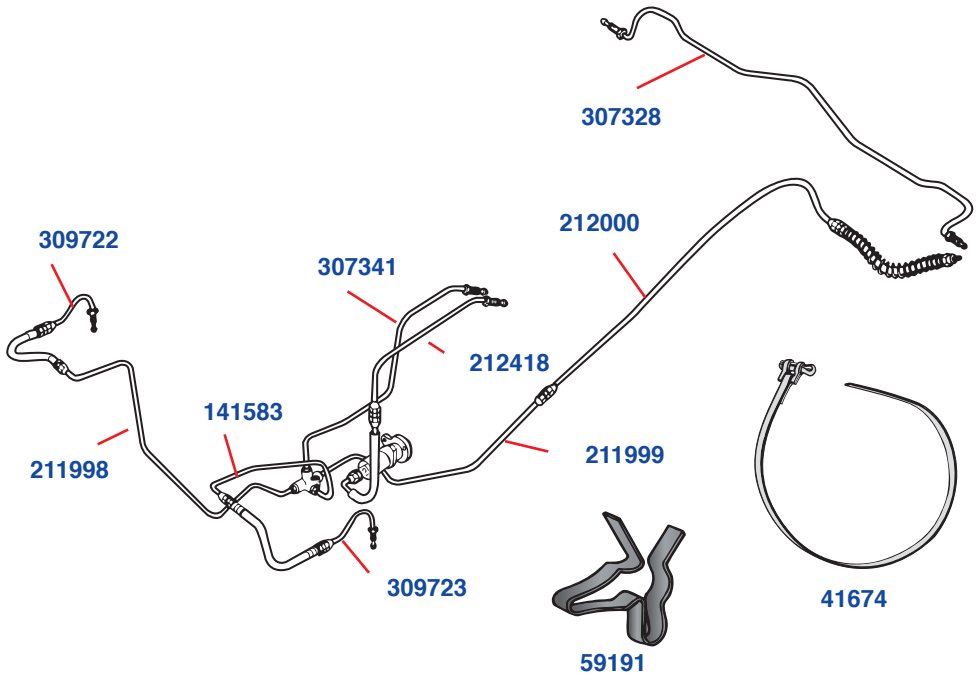
209380	Pipe , from five-way or four-way fitting to frame bracket for L.H. front brake hose, later	1	
133608	Pipe , from five-way or four-way fitting to frame bracket for R.H. front brake hose, later	1	
505057	Pipe , from front fitting to three-way fitting on frame bracket adjacent to rear axle	1	
CD23720	Grommet , on chassis	2	
59191	Clip , pipe to chassis	3	
208285	Pipe , from three-way fitting on rear axle to L.H. rear brake cylinder	1	
208286	Pipe , from three-way fitting on rear axle to R.H. rear brake cylinder	1	
41674	Clip , rear brake pipes to axle	3	

CLUTCH HYDRAULIC PIPES

208531	Clutch Pipe , from master cylinder to frame bracket for hose to clutch slave cylinder	1	
--------	--	---	--

BRAKES

BRAKE PIPES, TR4A solid axle only



Part No.	Description	No. Off	List Price	Sale Price
----------	-------------	---------	------------	------------

BRAKE HYDRAULIC PIPES

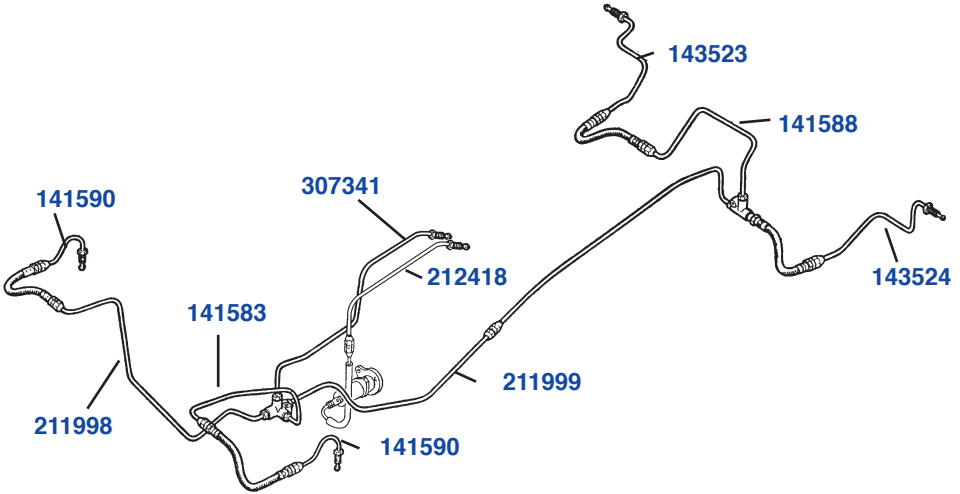
307341	Pipe , from brake master cylinder to four-way fitting on L.H. frame sidemember	1		
141583	Pipe , from four-way fitting to frame bracket for hose to L.H. front brake caliper	1		
141590	Pipe , from hose to L.H. front brake caliper	1		
211998	Pipe , from four-way fitting to frame bracket for hose to R.H. front brake caliper	1		
141590	Pipe , from hose to R.H. front brake caliper	1		
211999	Pipe , from four-way fitting to double-ended union for rear brakes	1		
59191	Clip , pipe to chassis	3		
212000	Pipe , from two-way fitting to bracket on frame for hose to L.H. rear wheel cylinder	1		
307328	Pipe , from L.H. rear wheel cylinder to R.H. rear wheel cylinder	1		
41674	Clip , pipe to axle housing	2		

CLUTCH HYDRAULIC PIPES

212418	Clutch Pipe , from clutch master cylinder to hose for clutch slave cylinder	1		
--------	--	---	--	--

BRAKES

BRAKE PIPES, TR4A IRS only



Part No.	Description	No. Off	Current Prices on Website
----------	-------------	---------	---------------------------

BRAKE HYDRAULIC PIPES

307341	Pipe , from master cylinder to four-way fitting on L.H.frame sidemember	1	
141583	Pipe , from four-way fitting to frame bracket for hose to L.H. front brake caliper	1	
141590	Pipe , from hose to L.H. front brake caliper	1	
211998	Pipe , from four-way fitting to frame bracket for hose to R.H. front brake caliper	1	
141590	Pipe , from hose to R.H. front brake caliper	1	
211999	Pipe , from four-way fitting to double-ended union for rear brakes	1	
59191	Clip , pipe to chassis	3	
212448	Pipe , from double-ended union to three-way fitting on L.H rear sidemember of frame adjacent to rear axle	1	
141588	Pipe , from three-way fitting across frame to bracket on R.H. rear sidemember of frame for hose to R.H.rear brakes	1	
143523	Pipe , from flexible hose to R.H. rear wheel cylinder	1	
143524	Pipe , from flexible hose to L.H. rear wheel cylinder	1	

CLUTCH HYDRAULIC PIPES

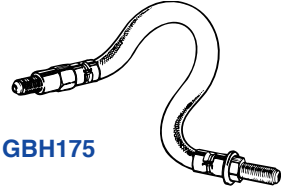
212418	Clutch Pipes , from clutch master cylinder to clutch slave cylinder flexible hose	1	
--------	--	---	--

BRAKES

BRAKE HYDRAULIC HOSES



GBH122



GBH175

Part No.	Description	No. Off	Current Prices on Website
	BRAKE HOSES , early TR4 up to comm. no. CT4689 (wire wheels) and CT4387 (disc wheels); cars with early calipers in which the brake pads are secured by plates and shims bolted to the top of the caliper		
GBH175	Brake Hose , front, early TR4	2	
GBH122	Brake Hose , rear, TR4	1	
	BRAKE HOSES , later TR4, after comm. no. CT4690 wire wheels) (and CT4388 (disc wheels), cars with later caliper in which the pads are secured by pins through the pads		
GBH206	Brake Hose , front, later TR4	2	
GBH122	Brake Hose , rear, TR4	1	
	BRAKE HOSES , TR4A solid axle only		
GIGHP13	Brake Hose , front, solid axle TR4A	2	
GBH216	Brake Hose , rear, solid axle TR4A	1	
	BRAKE HOSES , TR4A IRS only		
GIGHP13	Brake Hose , front, TR4A IRS	2	
GIGHP15	Brake Hose , rear, L.H., TR4A IRS	1	
GIGHP14	Brake Hose , rear, R.H., TR4A IRS	1	

BRAKES

BRAKE HYDRAULIC HOSES—BRAIDED METAL HOSES

“Braided Metal Hoses Are a Must for High-Performance Cars, Extra Insurance for Street Use”

Racers always use braided metal hoses. Braided metal hoses provide a harder brake pedal, as the walls of the hoses do not flex. Braided metal hoses are extra insurance against chafing or accidental damage from road debris.

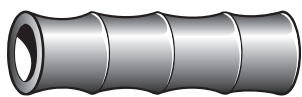


HPK102

Part No.	Description	No. Off	Current Prices on Website
	BRAIDED HOSE KITS, TR4		
HPK107	Hydraulic Hose Kit , braided metal hoses, early TR4, for use with calipers on which the brake pads are secured by metal plates to the tops of the caliper	1	
HPK113	Hydraulic Hose Kit , braided metal hoses, later TR4, for use with calipers on which the brake pads are secured with pins through the pads	1	
	BRAIDED HOSE KITS, TR4A		
HPK111	Hydraulic Hose Kit , braided metal hoses, TR4A solid axle cars	1	
HPK102	Hydraulic Hose Kit , braided metal hoses, TR4A IRS cars	1	

BRAKES

HANDBRAKE LEVER RUBBER GRIPS AND BOOTS



131312

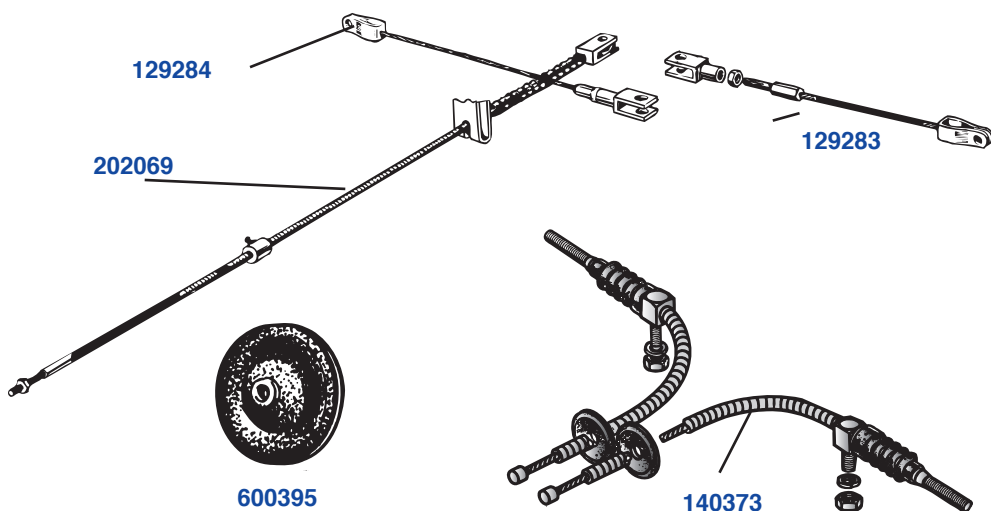
705402



610942

Part No.	Description	No. Off	Current Prices on Website
131312	Handle Grip , rubber	1	
	RUBBER BRAKE BOOT DETAILS, TR4 only		
705402	Rubber Boot , handbrake lever	1	
610942	Steel Plate , securing rubber boot to floor	1	
RFK1891	Fitting Kit , brake boot and plate to floor	1	

HANDBRAKE CABLES



Part No.	Description	No. Off	Current Prices on Website
	HANDBRAKE CABLES, TR4 only		
202069	Main Brake Cable	1	
129283	Rear Brake Cable , long, L.H.	1	
129284	Rear Brake Cable , short, R.H.	1	
	HANDBRAKE CABLES, TR4A		
140373	Handbrake Cable	2	
600395	Grommet , rubber, sealing holes in rear heelboard	2	

WHEELS

DAYTON BRAND WIRE WHEELS

“Simply the Best Wire Wheels Available”

The Roadster Factory handles only Dayton Brand Wire Wheels for the TR4 and TR4A. Dayton wheels are made in Dayton, Ohio, U.S.A., and they are the best Dunlop-style wheels available in the world today. That is why TRF stocks them and recommends them to our customers. They are rounder, stronger, better built, and better finished than other wheels on the market. Other brands often require re-truing of spokes before they can be balanced for installation on your car. Are you going to have them trued at your local wire wheel shop? Do you have one in your area? Your Dayton wire wheels purchased from The Roadster Factory will probably never require re-truing!

Chromed wire wheels have polished stainless steel spokes that look like chrome but are stronger than chromed steel spokes.

The Roadster Factory can supply any wheels offered by Dayton Wire Wheels. For other applications, call Level 2 Sales at 800 234-1104.



WWH60151



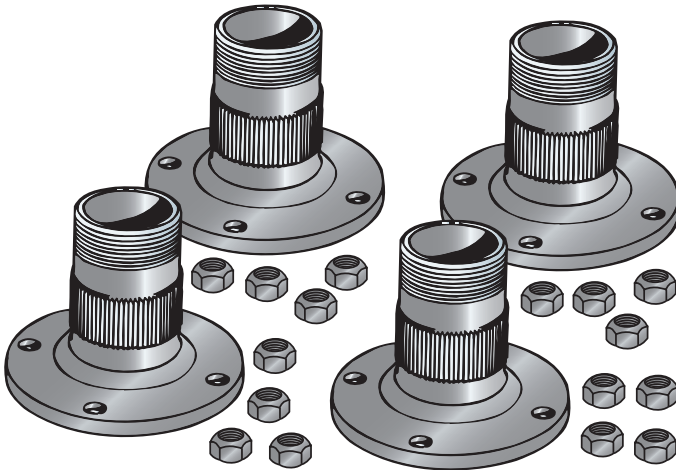
WWH60152

Part No.	Description	No. Off Current Prices on Website
WWH60151	Wire Wheel , tube-type, painted, 15 x 4.5, 60 spoke	4 or 5
WWHDB60-155P	Wire Wheel , tubeless-type, painted, 15 x 5, 60 spoke	4 or 5
WWH60152	Wire Wheel , tube-type, chromed wheel with polished stainless steel spokes, 15 x 4.5, 60 spoke	4 or 5
WWHDB60-155C	Wire Wheel , tubeless-type, chromed wheel with polished stainless steel spokes, 15 x 5, 60 spoke	4 or 5

Wire Wheel Shipping—TRF ships sets of four or five wheels for just \$60.00 to the contiguous 48 states. This is the only deal ever offered on wire wheel shipping

WHEELS

WIRE WHEELS—HUB ADAPTORS



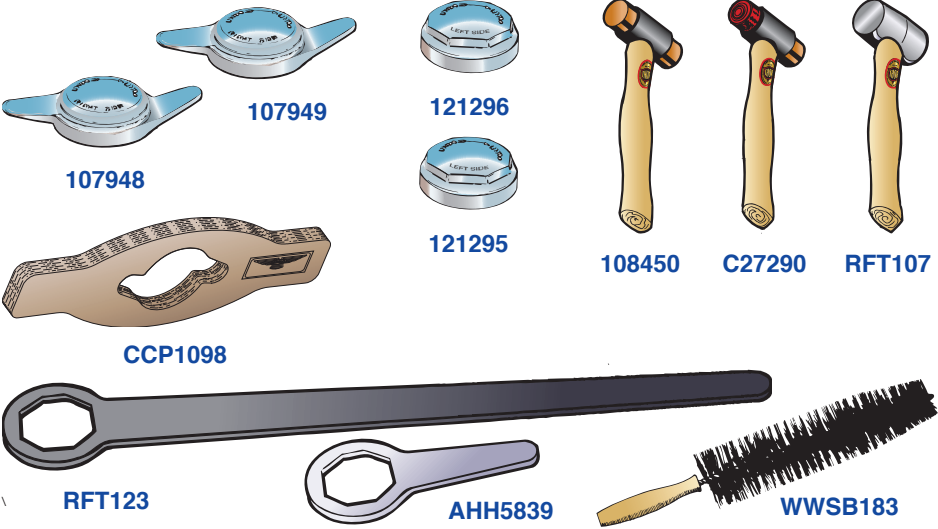
RFK1672

Part No.	Description	No. Off	Current Prices on Website
RFK1672	HUB ADAPTOR KIT; includes a set of four hub adaptors and sixteen special nuts	1	
217603	Hub Adaptor, L.H.	2	
217602	Hub Adaptor, R.H.	2	
110366	Special Bolt, securing hub adaptors	16	

If you are converting from disc wheels to wire wheels, the studs on the front and rear hubs must be shortened. You can do this by installing the hub adaptors with the special nuts and then hack-sawing the ends of the studs flush with the special nuts, or you can change the studs from the disc wheel type to the shorter wire wheel type.

WHEELS

WIRE WHEELS—RELATED COMPONENTS



Part No.	Description	No. Off	Current Prices on Website
----------	-------------	---------	---------------------------

CENTER-LOCK NUTS—KNOCK-OFF

NUTS, two-eared nuts were used on all TR4, TR4A, we are also listing octagonal nuts for those who prefer that type

107949	Center-lock Nut , chromed, two-eared, L.H.	2	
107948	Center-lock Nut , chromed, two-eared, R.H.	2	
121296	Center-lock Nut , chromed, octagonal, L.H.	2	
121295	Center-lock Nut , chromed, octagonal, R.H.	2	

WIRE WHEEL TOOLS**THOR HAMMERS**

108450	Thor Hammer , smaller size, two copper faces, Triumph type	1	
C27290	Thor Hammer , larger size, one copper face and one leather face, Jaguar type	1	
RFT107	Thor Hammer , smaller size, with lead head	1	

WRENCHES

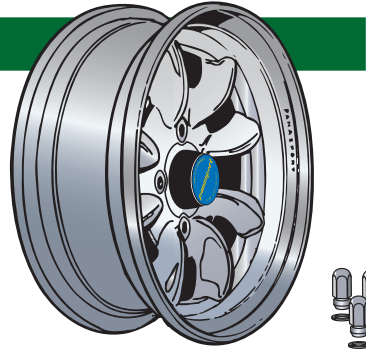
AHH5839	Knock-off Wrench , for octagonal knock-offs	1	
CCP1098	Knock-off Wrench , for eared knock-offs; made with laminated wood to protect your nuts	1	
RFT122	Knock-off Wrench , long-handled, for two eared-nuts	1	
RFT123	Knock-off Wrench , long-handled, for octagonal nuts	1	
WWSB183	Cleaning Brush , spokes	1	

WHEELS

PANASPORT WHEELS

Panasport has been supplying alloy wheels for Triumph for so long that many feel that they were an original option. Maybe they should have been. Very high quality wheels that will make your Triumph look and drive good. Good alternative for bent original steel wheels. Each wheel includes chromed nuts and center caps

Available again in colours, gold and black, call 800-234-1104 for details



PANFS1506/SVR

Part No.	Description	No. Off	List Price	Your Price
PANFS1555/SVR	Panasport Wheel , 15 x 5.5, silver	4-5		
PANFS1506/SVR	Panasport Wheel , 15 x 6, silver	4-5		

CENTER LOCK ALLOY RACING WHEELS

Note: The Panasport Wheels Sold By TRF Are For Street and Highway Use Only. These Wheels Might Not be Approved for Competition and Racing Organizations



KNK1555/ANC

Part No.	Description	No. Off	List Price	Your Price
	ALLOY WHEELS , knock-off type; fits standard wire wheel hub splines			
KNK1555/SVR	Road Wheel , alloy, knock-off type, 15 X 5.5 inches; silver finish	4-5		
KNK1555/ANC	Road Wheel , alloy, knock-off type, 15 X 5.5; anthracite (dark grey) finish	4-5		

ACCU GAUGE TIRE PRESSURE GAUGE

“The Nicest We Have Seen”




RFT127

Part No.	Description	No. Off	List Price	Your Price
RFT127	Accu-Gauge Tire Pressure Gauge; high-quality pressure gauge with a hose and the ability to bleed off air to adjust tire pressures accurately	1		

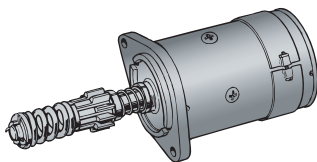
ELECTRICAL

STARTER MOTORS AND RELATED PARTS


“Consider a Modern Gear Reduction Starter...”




GRS102




LUS2111



LU76495



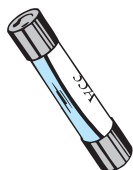
LUSRB325




LUTAB127

Part No.	Description	No. Off	Current Prices on Website
GRS102	Starter Motor , modern high-torque gear reduction starter, lighter weight	1	
LUS2111	Starter Motor , rebuilt	1	
CORE90	Core charge on the above	1	
LU76495	Solenoid , starter, push-button type	1	
SLP124	Cover , rubber, on push-button solenoid; included with push-button solenoid	1	
LUSRB325	Solenoid , starter; replacement type without push button feature	1	
LUTAB127	Starter Brush Set	2	
LUTCB123	Starter Bush , commutator end	1	
LUTCB122	Starter Bush , driving end	1	

FUSES AND FUSE BOXES



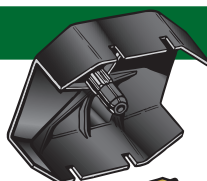
LUF35



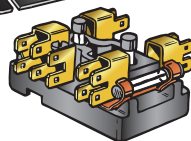
148876A



LUSFB105



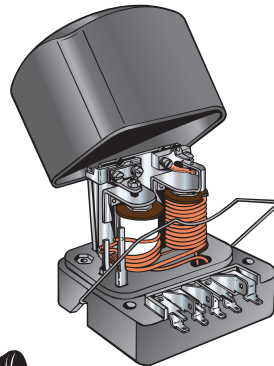
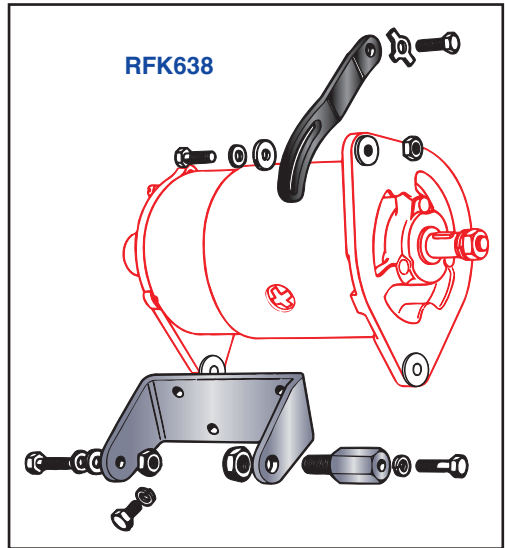
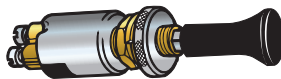
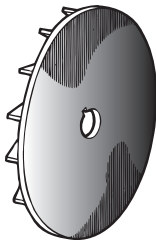
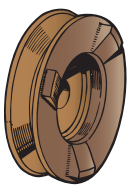
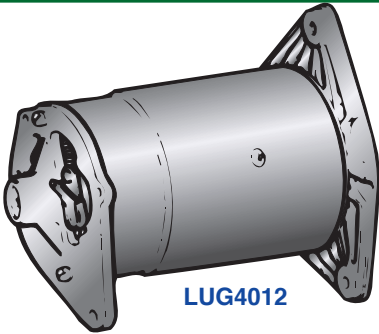
LU54038068



Part No.	Description	No. Off	Current Prices on Website
LU54038068	Fuse Box , with plastic cover	1	
LU54380114	Cover , plastic, fuse box	1	
LUF35	Fuse , 35-amp; English type	A/R	
LUSFB105	Flasher Unit	1	
128484	Voltage Stabilizer , positive ground, TR4	1	
148876A	Voltage Stabilizer , negative ground, TR4A	1	

ELECTRICAL

GENERATORS AND CONTROL BOXES



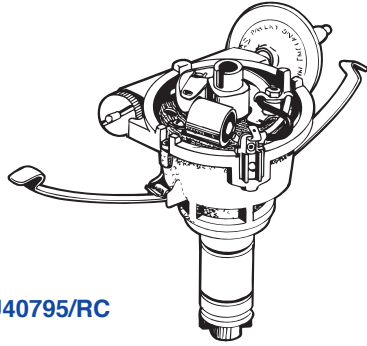
Part No.	Description	No. Off	Current Prices on Website
LUG4012	Generator , rebuilt	1	
CORE20	Core charge on the above	1	
205939/AL	Generator , new	1	
102266	Pulley , generator	1	
147333	Fan , generator	1	
LUNCB101	Control Box	1	
LUSPB104	Generator Brush Set	1	
LUUTB100	Generator Bearing , front	1	
LUUTB110	Generator Brush , rear	1	
RFK638	GENERATOR MOUNTING KIT; includes pedestal, link, bracket, and hardware	1	
58912	Bracket , bolted to block	1	
59015	Pedestal	1	
58914	Link , adjusting	1	
106706	Lock Plate , securing adjusting link	1	

ELECTRICAL

NEW DISTRIBUTORS

*“New Distributors Set Up with the Correct Advance Curve
—Choose Points Type or Pertronix”*

Some brand new points-type distributors have appeared in the market place. Apparently, they have been assembled in India from unused parts. Regrettably, it is questionable that the correct advance springs were used. TRF is now having these distributors reworked to have not only the correct advance curves but ones which perform better with modern fuels. We are offering the same distributor with Pertronix electronic ignition conversion. All distributors are set up and tested by an expert on state of the art equipment.



LU40795/RC

Part No.	Description	No. Off	Current Prices on Website
LU40795/RC	Distributor , ignition, Lucas model 25D4, brand new unit, set up and recurved by an expert, TR4, TR4A	1	
LU40795/PTXP	Distributor , ignition, Lucas model 25D4, as above except that a Pertronix electronic ignition kit has been installed, TR4 with positive ground	1	
LU40795/PTXN	Distributor , ignition, Lucas model 25D4, as above except that a Pertronix electronic ignition kit has been installed, TR4A with negative ground	1	

REBUILT DISTRIBUTORS

“Maintain the Originality of Your TR4 or TR4A with a Quality Rebuilt Distributor”

If you prefer to keep your own Lucas distributor, TRF can help by having you distributor rebuilt for you. As is the case with the new units listed above, rebuilt distributors are recurved for use with modern fuels. To arrange to have your distributor rebuilt, call Dave Hagenbuch at 800 234-1104. If we rebuild a distributor for you using a core from our stock a core charge will apply.


Part No.	Description	No. Off	Current Prices on Website
LU40795/RP	Distributor Rebuilt	1	
CORE125	Core charge on the above	1	

ELECTRICAL

NEW VACUUM UNITS FOR LUCAS DISTRIBUTORS

TRF is now able to supply new vacuum units for your TR4 or TR4A, as well as for many other British cars. These units are replicas of original vacuum units and are perfect for Concours. Each vacuum unit is supplied in a replica of the old Lucas boxes.

The unit listed below is for the Lucas distributor with part number 40795. Each unit is carefully assembled and tested and is coded with the specification of the unit. You can find the part number and the codes stamped into the housing near the vacuum fitting port on your old unit.




LU54415328



Part No.	Description	No. Off Current Prices on Website
LU54415328	Vacuum Unit , advance, code is 2-6-3, fits distributors with Lucas part no. 40795; vacuum unit has connecting spring and push-on fitting	1

Call Level Sales at (800) 234-1104 to inquire about new vacuum units for other Lucas distributors.

PERTRONIX DISTRIBUTORS



125957



LU54413549

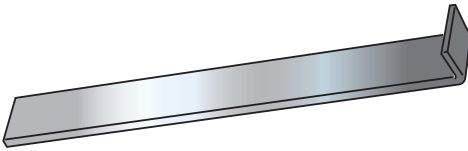
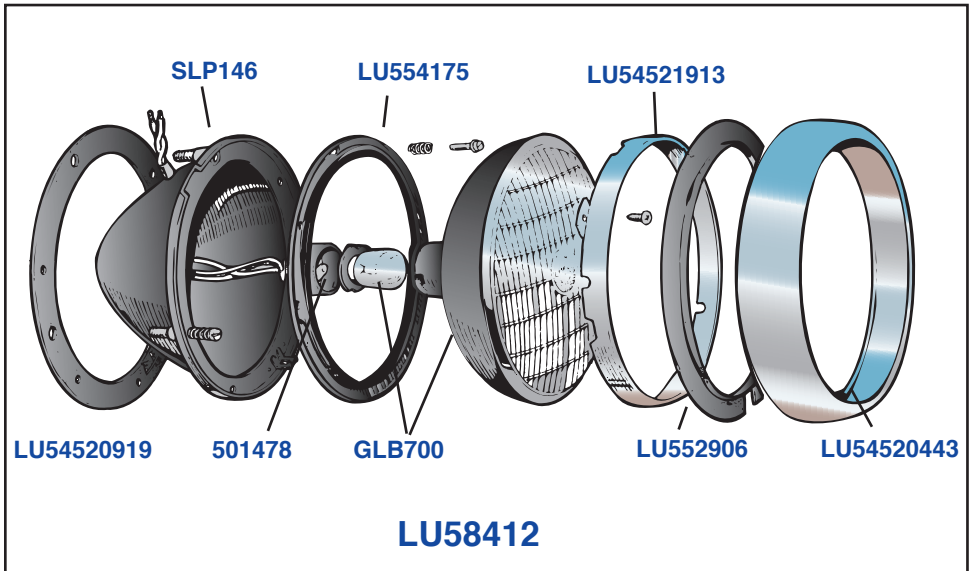


PTR302

Part No.	Description	No. Off Current Prices on Website
	PERTRONIX DISTRIBUTORS; new distributors fitted with Pertronix Ignitor electronic ignition kit. Be sure to note the polarity of your car when ordering.	
LU41427/PTXP	Distributor , new; Pertronix brand with electronic ignition for TR4 with positive ground	1
LU41427/PTXN	Distributor , new; Pertronix brand with electronic ignition for TR4A with negative ground	1
	MISC. DISTRIBUTOR FITTINGS	
SLP108	Screw , points attachment	1
SLP109	Screw , condenser attachment	1
125957	Low-tension lead , white with black tracer	1
LU54413549	Terminal and Lead	1

ELECTRICAL

HEADLAMP ASSEMBLIES



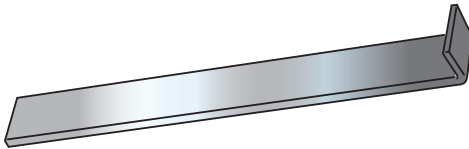
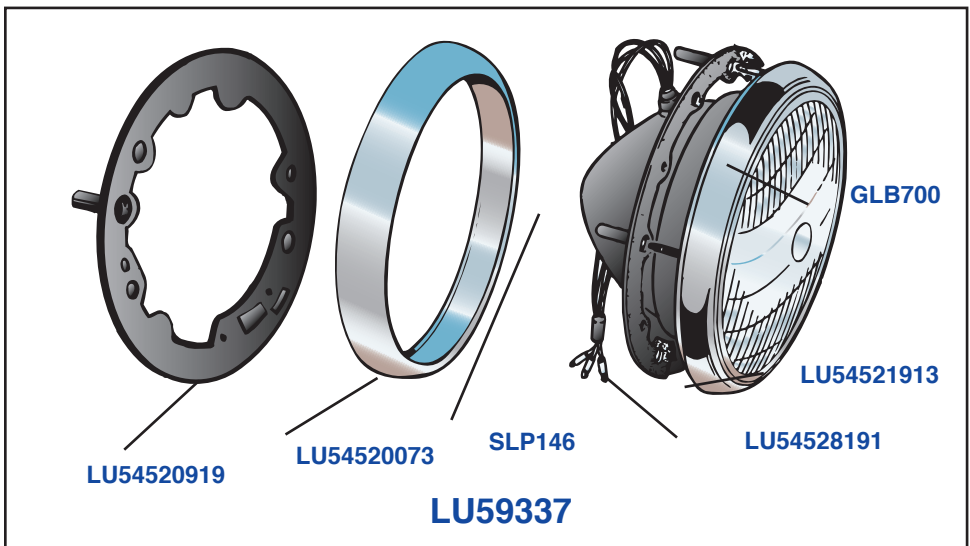
118971

Part No.	Description	No. Off	Current Prices on Website
LU58412	HEADLAMP Assembly , with chromed rim and sealed beam bulb, early TR4; with wide flat-sided rim, probably through 1964, up to body no. 24600CT	2	
SLP146	Headlamp Bucket , with clip	2	
LU54520443	Headlamp Rim , chromed, wide flat-sided type	2	
LU552906	Rubber Seal , inside headlamp rim, early rim only	2	
LU554175	Plate , lamp retaining, inner	2	
LU54521913	Plate , lamp retaining, outer	2	
AB606021	Screw , securing outer retaining rim to inner rim	6	
GLB700	Lamp Unit , sealed beam	2	
LU54520919	Gasket , rubber, headlamp assembly to body	2	
501478	Wiring Harness , headlamp	2	
LU60600427	Headlamp Trimmer Kit ; includes screws and plastic nuts for headlamp adjustment plus spring to anchor inner retaining plate to lamp bucket	2	
118971	Tool , headlamp rim removal	1	

Section Continues On Next Page

ELECTRICAL

HEADLAMP ASSEMBLIES—Continued



118971

Part No.	Description	No. Off	Current Prices on Website
LU59337	HEADLAMP ASSEMBLY , with chromed rim and sealed beam bulb, later TR4 from body no. 24601CT, all TR4A; with narrow rim	2	
SLP146	Headlamp Bucket , with clip	2	
LU54520073	Headlamp Rim , chromed, narrow type, later TR4, TR4A	2	
LU54528191	Plate , lamp retaining, inner	2	
LU54521913	Plate , lamp retaining, outer	2	
AB606021	Screw , securing outer retaining rim to inner rim	6	
GLB700	Lamp Unit , sealed beam	2	
LU54520919	Gasket , rubber, headlamp assembly to body	2	
501478	Wiring Harness , headlamp	2	
LU60600427	Headlamp Trimmer Kit ; includes screws and plastic nuts for headlamp adjustment plus spring to anchor inner retaining plate to lamp bucket	2	
118971	Tool , headlamp rim removal	1	

ELECTRICAL

HEADLAMPS—LIGHTING UNITS

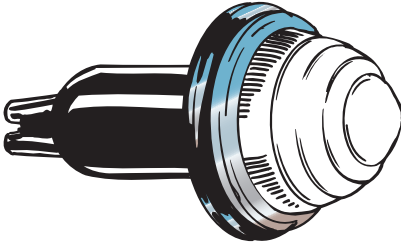
“Many Options to Choose from Including Replicas of the Famous Lucas Tripod lamps”




Part No.	Description	No. Off	Current Prices on Website
GLB700	Light Unit , sealed beam, Wagner brand	2	
	HALOGEN LAMP KITS , non-Lucas		
RFK1480	Headlamp Kit , round-faced; kit includes two lamps and two 60/55 bulbs	1	
RFK1336	Headlamp Kit , round-faced, similar to classic Cibie Z-beam lamps; includes two lamps and two 60/55 bulbs	1	
RFK1337	Headlamp Kit , flat-faced; includes two lamps and two 60/55 bulbs	1	
	LUCAS HALOGEN LAMP KITS		
RFK1488	Lucas H4 Halogen Lamp Kit, round-faced with “H4” on glass; includes two lamps and two 55/60 bulbs	1	
RFK1489	Lucas European H4 Lamp Kit , round-faced with “Lucas European” on the glass; includes two lamps and two 55/60 bulbs	1	
	REPLACEMENT BULBS FOR H4 HALOGEN LAMPS		
HLB55/60	Halogen Bulb , H4, 60/55 watt	2	
HLB55/100	Halogen Bulb , H4, 100/55 watt	2	
HP700	LUCAS PL700 TRI-POD LAMP KIT ; high-quality replica of the original Lucas PL700 lamps; includes two lamps and two 60/55 watt H4 halogen bulbs	1	
HLB55/60	Replacement Bulb , for lamps in HP700 kit, 60/55 watt, H4 type	2	
HLB55/100	Replacement Bulb , for lamps in HP700 kit, 100/55 watt, H4 type	2	

ELECTRICAL

LAMPS AND LENSES



LU56461



LU52649

Part No.	Description	No. Off	Current Prices on Website
FRONT SIGNAL LAMPS, TR4 up to			
comm. no. CT30348, glass lenses			
LU56461	LAMP ASSEMBLY	2	
LU54581622	Lens , glass, clear; as original; included with LU56461	2	
LU54581651	Lens , glass, amber; not originally fitted; not included with LU56461	2	
LU572734	Rim , chromed, retaining lens	2	
LU576105	Rubber Lamp Body	2	
LULLB382	Bulb	2	
HARDWARE , securing lamp to grille			
YX5363	Screw	4	
FS2442/4	Nut , fix	4	
FRONT SIGNAL LAMP, TR4 after			
comm. no. CT30348, TR4A; plastic lenses			
LU52649	LAMP ASSEMBLY	2	
LU54581109	Lens , plastic, clear, 3- inch diameter	2	
514422	Screw , securing lens to lamp	4	
514065	Gasket , lens seating	2	
LU573832	Interior , bulb holder	2	
616416	Gasket , lamp seating	2	
LULLB382	Bulb	2	
HARDWARE , securing lamp to grille			
YZ3305	Screw	6	
FJ2442/4	Nut , spire	6	

Section Continues On Next Page

ELECTRICAL

LAMPS AND LENSES—Continued



LU52737



LU56466



LU54584357



LU54570578



LU54576359

Part No.	Description	No. Off	Current Prices on Website
----------	-------------	---------	---------------------------

FRONT PARKING LAMPS, TR4; small
lamp fitted in upper corners of grille

LU56466	LAMP ASSEMBLY	2
LU54584357	Lens , clear with chromed ring; as original	2
LU54570578	Lens , amber, with chromed ring; not originally fitted	2
LU553780	Interior , bulbholder	2
510899	Gasket , lens to bulbholder	2
510900	Gasket , bulbholder to lamp	2
LULLB989	Bulb	2

HARDWARE, securing lamp to grille

YA324	Screw	4
FS2442/4	Nut , fix	4

FRONT PARKING AND SIDEMARKER LAMPS,

TR4A, mounted on front fender

LU52737	LAMP ASSEMBLY , L.H.	1
LU52738	LAMP ASSEMBLY , R.H.	1
LU54576359	Lens , flasher, side	2
LU54576421	Gasket , lens seating side lens	2
LULLB501	Bulb , flasher, side	2
LU54576396	Gasket , lamp seating, L.H.	1
LU54576379	Gasket , lamp seating, R.H.	1
	HARDWARE , lamp to fender	
WM57	Washer , plain	4
WL207	Washer , lock	4
HN2007	Nut , hex	4
LU56466	LAMP , front, clear with chromed ring	2
LU54584357	Lens , parking, clear, with chromed rim; as originally fitted	2
LU54570578	Lens , parking, amber, with chromed rim; not originally fitted	2
LU553780	Interior , bulbholder	2
LULLB989	Bulb , parking	2
510899	Gasket , lens to bulbholder	2
510900	Gasket , front lamp to lamp assembly	2
514806	Screw , front lamp to main lamp assembly	4

Section Continues On Next Page

ELECTRICAL

LAMPS AND LENSES—Continued



Part No.	Description	No. Off	Current Prices on Website
TAIL LAMPS; red/red as original			
LU54548	LAMP , stop/tail, with red/red lens	2	
LU54572525	Base , lamp	2	
LU573832	Interior , flasher	2	
LU573828	Interior , stop tail	2	
LU54578034	Lens , red/red, as original	2	
LU54578033	Lens , red/amber; not originally fitted to TR4, TR4A	2	
510904	Screw , securing lens, top and center	4	
510905	Screw , securing lens, bottom	2	
503534	Washer , retaining screws	6	
510906	Gasket , lenses to lamps	2	
LULLB382	Bulb , turn signal	2	
LULLB380	Bulb , brake and tail lamp	2	
133364	Gasket , lamps to car body	4	
LU54575892	Grommet , cable entry, signal lamps	2	
516041	Grommet , cable entry, stop/tail lamps	2	
HARDWARE, securing lamps to car			
HN2005	Nut , hex	8	
WN705	Washer , shakeproof	8	

ELECTRICAL

BULB KITS

“All the Light Bulbs Needed to Service a TR4 or TR4A”




LULLB207




LULLB987



LULLB989



LULLB380



LULLB382



LULLB501

Part No.	Description	No. Off	Current Prices on Website
RFK1917	BULB KIT , TR4, TR4A	1	
LULLB987	Bulb , ignition warning lamp	1	
LULLB987	Bulb , turn signal warning lamp	1	
LULLB987	Bulb , illuminating small gauges	4	
LULLB987	Bulb , illuminating speedometer and tachometer	2	
LULLB382	Bulb , front signal lamps; single filament	2	
LULLB989	Bulb , front parking lamps; fitted to grille on TR4, fitted to wing lamp on TR4A	2	
LULLB501	Bulb , front sidemarker lamps, TR4A	2	
LULLB380	Bulb , tail lamps and rear brake lamps; double filament	2	
LULLB382	Bulb , rear turn signal lamps; single filament	2	
LULLB207	Bulb , rear license plate lamp	2	
LULLB987	Bulb , high beam warning light	1	

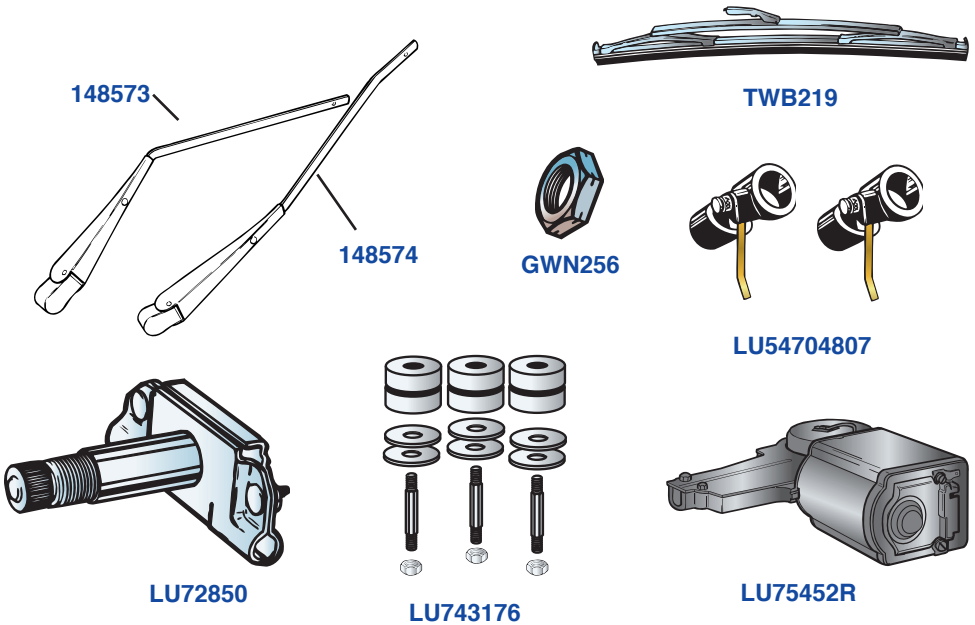
ELECTRICAL

WINDSCREEN WIPERS

If your wiper motor has stopped working, TRF can help. While we work toward stocking each of the motors listed below, the best thing is for you to send your motor to us so that you are sure of getting back the exact type of motor that was fitted to your car. To do this, send your motor to:

The Roadster Factory
328 Killen Road
Armagh, PA 15920


Turnaround time is about four weeks.



Part No.	Description	No. Off	Current Prices on Website
WIPER MOTORS, rebuilt			
LU75452R	Wiper Motor , rebuilt, very early TR4	1	
CORE50	Core charge on the above	1	
LU75456R	Wiper Motor , rebuilt, later TR4	1	
CORE50	Core charge on the above	1	
LU75568R	Wiper Motor , rebuilt, TR4A	1	
CORE50	Core charge on the above	1	
LU743176	Mounting Kit , wiper motor; includes rubber mounts, studs, hardware	1	
LU72850	Wiper Wheelbox ; includes nut	2	
GWN256	Chromed Nut , wheelbox	2	
LU54704807	Wheelbox Fitting Kit , with washer jets	1	
148574	Wiper Arm , L.H.	1	
148573	Wiper Arm , R.H.	1	
TWB219	Wiper Blade	2	

ELECTRICAL

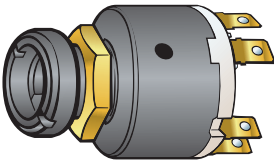
SPEEDOMETER AND TACHOMETER CABLES

“Grey Speedo and Tach Cables Just Like Original”


GSD169

Part No.	Description	No. Off	Current Prices on Website
GSD169	Speedometer Cable , TR4, TR4A, without overdrive	1	
504609	Speedometer Cable , TR4 with overdrive	1	
GSD169	Speedometer Cable , TR4A with overdrive	1	
510234	Tachometer Cable , TR4, TR4A	1	

IGNITION SWITCHES AND HEADLAMP DIP SWITCHES



LU34680



LU54316731



122759




LU34790

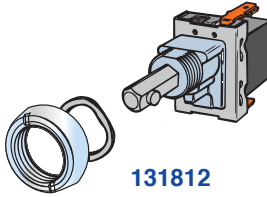
Part No.	Description	No. Off	Current Prices on Website
LU34680	Ignition Switch ; does not include lock barrel	1	
LU54316731	Lock Barrel , with two keys	1	
HEADLAMP DIP SWITCHES			
122759Z	Dip Switch , early TR4	1	
LU34790	Dip Switch , later TR4, TR4A	1	

ELECTRICAL


DASH SWITCHES AND KNOBS



LU34317



131812



LU78511



704875



704885



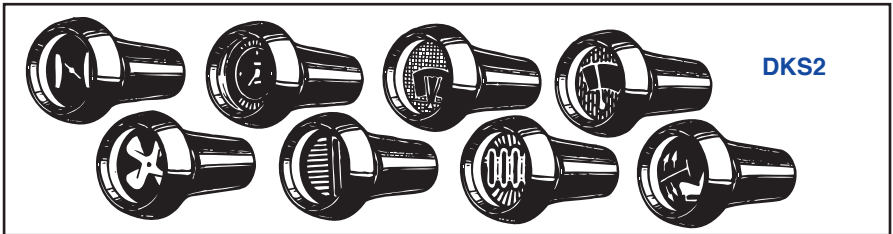
704879



704883



LUSPB104



DKS2

Part No.	Description	No. Off	Current Prices on Website
----------	-------------	---------	---------------------------

DASH SWITCHES, TR4

131812	Lighting Switch	1	
704885	Knob , lighting switch	1	
LU78511	Panel Light Rheostat Switch	1	
704879	Knob , rheostat switch	1	
LUSPB104	Windscreen Wiper Switch	1	
704875	Knob , windscreen wiper switch	1	
LUSPB104	Heater Blower Switch	1	
704883	Knob , heater blower switch	1	

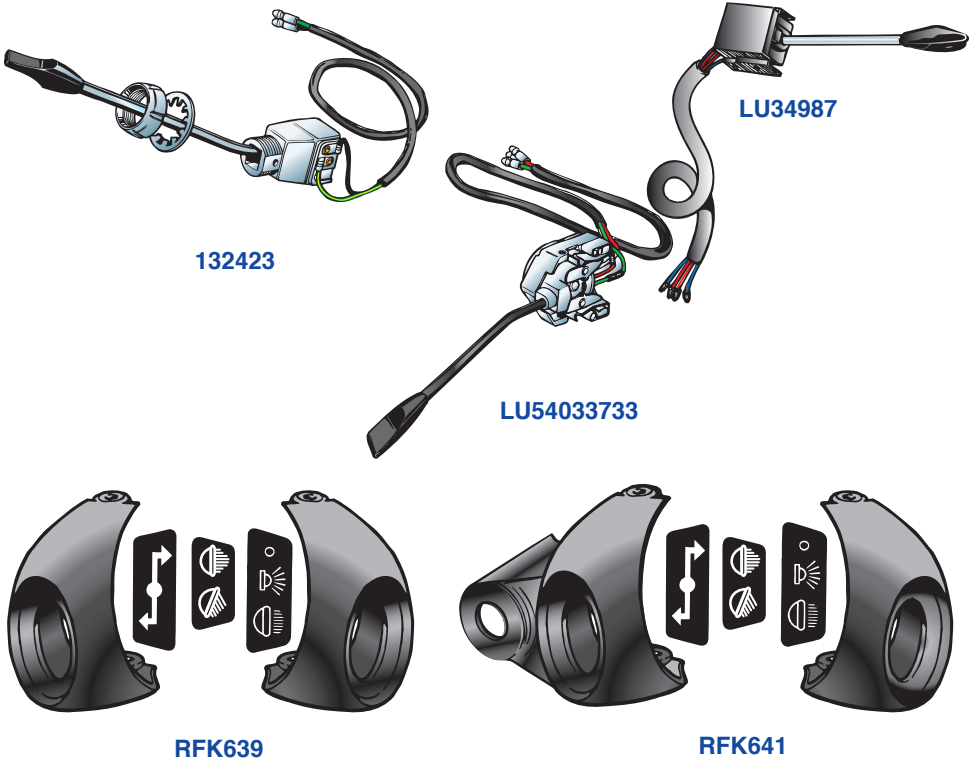
DASH SWITCHES, TR4A

LU34317	Windscreen Wiper Switch	1	
704887	Knob , windscreen wiper switch	1	
LU78511	Panel Light Rheostat Switch	1	
704879	Knob , rheostat switch	1	
LUSPB104	Heater Blower Switch	1	
704883	Knob , heater blower switch	1	

DKS2	DASH KNOB SET ; includes all of the following indented knobs, TR4, TR4A	1	
704885	Knob , lighting switch, TR4	1	
704879	Knob , panel lamps, TR4, TR4A	1	
704875	Knob , windscreen wiper switch, TR4	1	
609946	Knob , windscreen washer switch, TR4, TR4A	1	
704873	Knob , choke pull, TR4, TR4A	1	
704884	Knob , water control cable	1	
704883	Knob , blower switch	1	
704881	Knob , air flow cable	1	
704887	Knob , windscreen wiper switch	1	

ELECTRICAL

STEERING COLUMN SWITCHES



Part No.	Description	No. Off	Current Prices on Website
STEERING COLUMN LIGHTING SWITCHES, TR4A only			
LU34987	Lighting Switch , chromed handle, TR4A only, fitted to right side of column	1	
LU54033733	Turn Signal Switch , black handle, TR4, TR4A	1	
STEERING COLUMN OVERDRIVE SWITCHES			
132423	Overdrive Switch , TR4, fitted to right side of steering column, chromed handle	1	
139794	Overdrive Switch , TR4A, fitted to left side of steering column, chromed handle	1	
SWITCH ESCUTCHEONS KITS, black plastic escutcheons with decals and hardware; TR4A; inquire about using RFK639 on TR4 in place of original metal escutcheons			
RFK639	Escutcheon Kit , without overdrive	1	
RFK641	Escutcheon Kit , with overdrive	1	

ELECTRICAL

STEERING COLUMN SWITCHES



611974



708479



611011



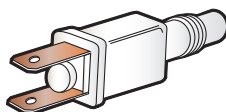
611013

Part No.	Description	No. Off	Current Prices on Website
INDIVIDUAL SWITCH COVERS			
708479	Escutcheon , black plastic, turn signal switch, TR4	1	
708479	Escutcheon , black plastic, overdrive switch, TR4	1	
708479	Escutcheon , black plastic, turn signal switch, TR4A without overdrive	1	
611974	Escutcheon , black plastic, turn signal switch and overdrive switch, TR4A with overdrive	1	
708479	Escutcheon , black plastic, lighting switch, TR4A	1	
611011	Decal , turn signal switch	1	
611013	Decal , three-position lighting switch	1	

BRAKE LIGHT SWITCHES



56865



LU34933

Part No.	Description	No. Off	Current Prices on Website
BRAKE LIGHT SWITCHES			
56865	Brake Lamp Switch , hydraulic; on five-way fitting mounted to chassis, TR4 up to comm. no. CT26929	1	
LU34933	Brake Lamp Switch ; on brake master cylinder bracket, later TR4 after comm. no CT26930, TR4A	1	

ELECTRICAL

DASH WARNING LIGHTS, TR4, TR4A



LULLB987




501347



128378

Part No.	Description	No. Off	Current Prices on Website
501347	Ignition Warning Light , red lens	1	
LULLB987	Bulb , ignition warning light	1	
128378	Flasher Warning Light , green lens	1	
LULLB987	Bulb , flasher warning light	1	

HORNS

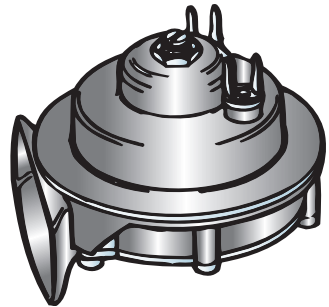


150277

608462

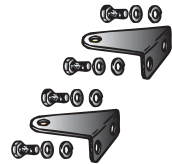


LU54301407



SLP175

RFK646



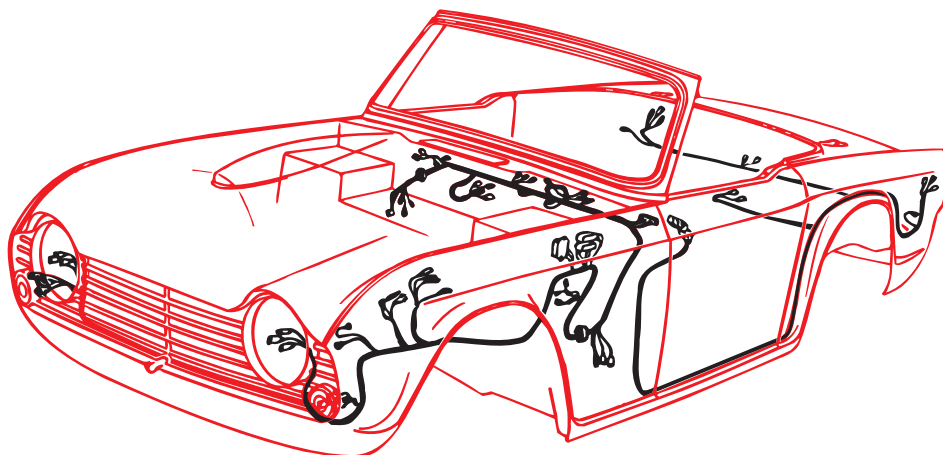
Part No.	Description	No. Off	Current Prices on Website
HORN BUTTONS, TR4, TR4A			
150277	Horn Button , with Triumph crest	1	
204741	Spring Clip , securing horn button	1	
608462	Contact Plate , behind steering wheel, mounted to top of steering column	1	
LU54301407	Contact Tube	1	
HORNS			
SLP175	Horn , metal, low note	1	
SLP174	Horn , metal, high note	1	
RFK646	Horn Mounting Kit ; includes two horn mounting brackets plus hardware to mount two horns	1	

ELECTRICAL

WIRING HARNESSES

“Easier to Install Than You Would Think”

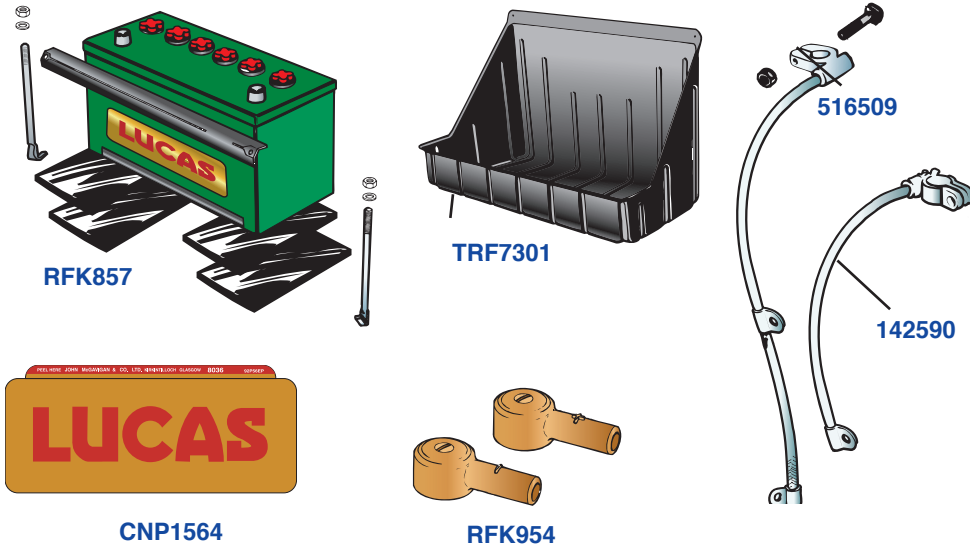
Wiring harnesses are colour-coded as original for easy installation. Replace your cobbled harness for safety and better performance.



Part No.	Description	No. Off	Current Prices on Website
MAIN WIRING HARNESSES			
305281	Main Wiring Harness , TR4, up to comm. no. CT9983, blue vinyl harness wrap	1	
305611	Main Wiring Harness , TR4, from comm. no. CT9984 to CT26999, blue vinyl harness wrap	1	
306645	Main Wiring Harness , TR4, after comm. no. CT26999, blue vinyl harness wrap	1	
307234	Main Wiring Harness , TR4A, black vinyl harness wrap	1	
SUPPLEMENTARY WIRING HARNESSES			
501478	Wiring Lead Assembly , headlamps; with plug	2	
147777	Wiring Lead Assembly , reverse lamp switch	1	
125957	Wiring Lead , from distributor to coil	1	
131338	Wiring Harness , from overdrive switch to overdrive relay	1	
131339	Wiring Harness , from overdrive relay to gearbox switches and overdrive solenoid	1	

ELECTRICAL

BATTERY RELATED COMPONENTS



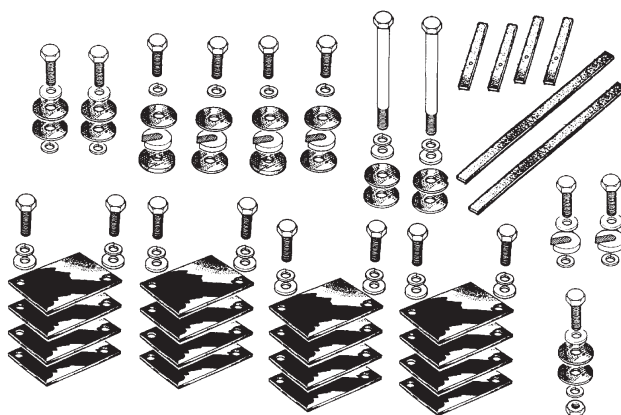
Part No.	Description	No. Off Current Prices on Website
RFK857	BATTERY HOLD-DOWN KIT, TR4, TR4A	1
601898	Battery Angle	1
610798	J-hook	2
YN2907	Nyloc Nut ; as supplied in kit	2
132068	Wing Nut , alternative to YN2907; not supplied in kit	2
WM57	Plain Washer	2
602945	Rubber Pad , under battery	4
TRF7301	Plastic Battery Tray ; to protect battery shelf from battery acid	1
CNP1564	Lucas battery Sticker ; red on gold, fits most batteries	1
RFK954	Helmet Cable Ends Kits ; includes positive and negative helmet ends	1
	BATTERY CABLES, TR4 ; these do not have helmet ends	
131113	Cable , with terminals, battery to ground	1
131115	Cable , with terminals, battery to solenoid	1
131114	Cable , with terminals, solenoid to starter	1
LUCMB114	Cable , with terminals, engine to ground	1
	BATTERY CABLES, TR4A ; these do not have helmet ends	
142590	Cable , with terminals, battery to ground	1
516509	Cable , with terminals, battery to solenoid	1
131114	Cable , with terminals, solenoid to starter	1
131116	Cable , engine to ground	1
130581	Cable , grounding; at steering joint	1
134301	Cable , grounding, steering rack to chassis	1

BODY

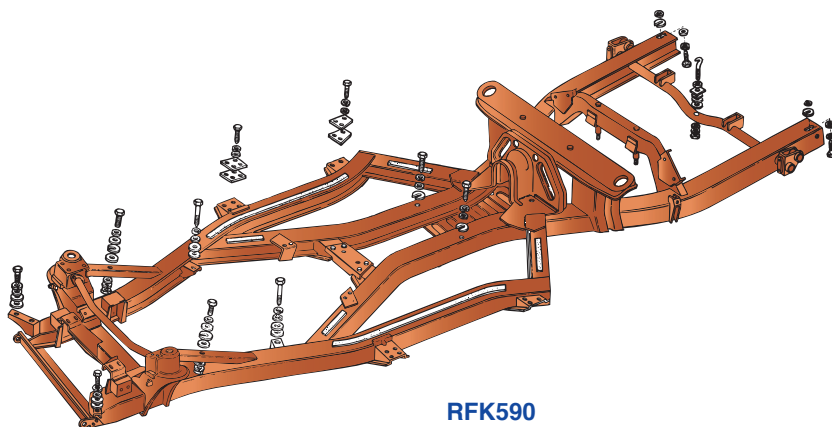
BODY MOUNTING

“TRF Kits Include More Parts”

TRF’s body mounting kits are packaged as sub-kits so that you have no trouble sorting out individual washers, lock washers, bolts, screws, and body pads. Way better than getting everything loose in a big bag! Virtually every piece of our hardware is made in England. All kits here include correct body mounting pads, thick, thin, round, square, and trapezoidal, plus rubber mounting strips, plus correct hardware, meaning just that, every nut, bolt, washer, and lock washer. TRF has been assembling its own body mounting kits for all Triumph models for the past thirty-two years.



RFK581



RFK590

Part No.	Description	No. Off	Current Prices on Website
----------	-------------	---------	---------------------------

BODY MOUNTING KITS; includes all pads and hardware as original

RFK581	Body Mounting Kit, TR4	1	
RFK590	Body Mounting Kit, TR4A	1	

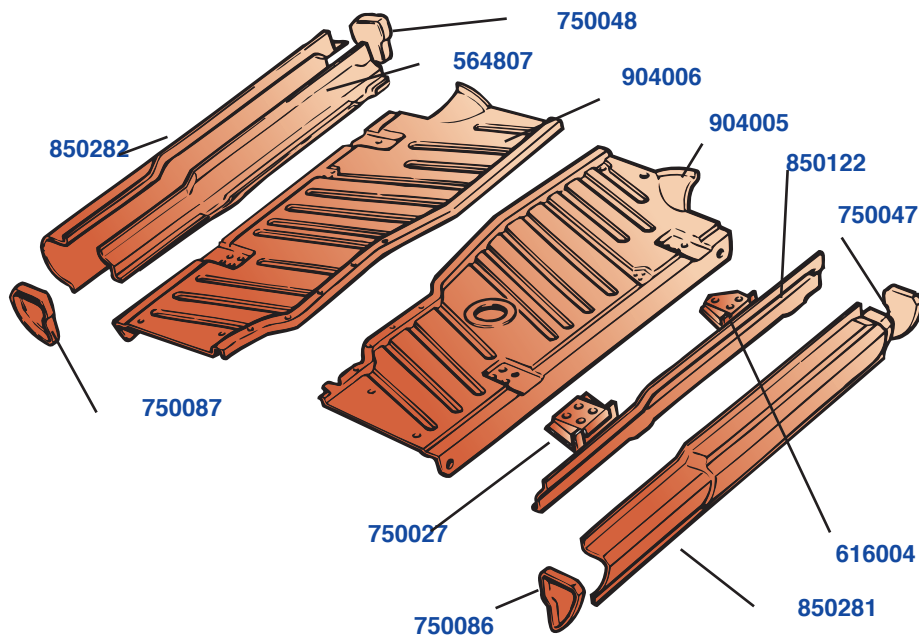
INDIVIDUAL BODY PADS

601994	Pad, round, thin	A/R	
608836	Pad, round, thick	A/R	
611732	Pad, square	A/R	
616613	Pad, trapezoidal, TR4A sill mountings	A/R	
CD26326	Pad, round, aluminium	A/R	

BODY

FLOORS AND SILLS

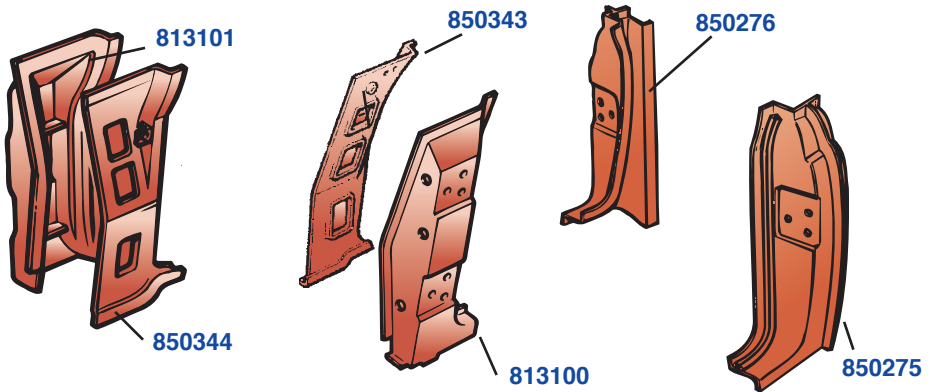
“Floors and Inner Sills Are Still Made on Triumph Factory Tools...”



Part No.	Description	No. Off	Current Prices on Website
MAIN FLOOR PANELS			
904005	Main Floor Panel, L.H.	1	
904006	Main Floor Panel, R.H.	1	
SILLS (ROCKER PANELS)			
850281	Outer Sill; rocker panel, L.H.	1	
850282	Outer Sill; rocker panel, R.H.	1	
850122	Inner Sill, L.H.	1	
564807	Inner Sill, R.H.	1	
750163	Channel, door seal retainer; 24-inch length; use as required to repair rusted seal channels	A/R	
SILL END CAPS—COOKIE CUTTERS			
750086	Sill End Cap, L.H., front	1	
750087	Sill End Cap, R.H., front	1	
750047	Sill End Cap, L.H., rear	1	
750048	Sill End Cap, R.H., rear	1	
BODY MOUNTING BRACKETS			
750027	Sill Mounting Bracket, square, TR4	4	
750027	Sill Mounting Bracket, square, front, TR4A	2	
616004	Sill mounting Bracket, trapezoidal, rear, L.H., TR4A	1	
616005	Sill Mounting Bracket, trapezoidal, rear, R.H., TR4A	1	

BODY

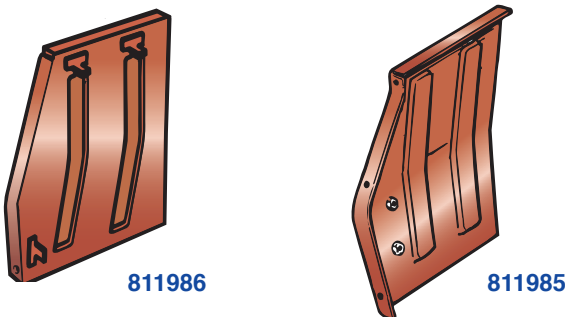
DOOR POSTS



Part No.	Description	No. Off	Current Prices on Website
FRONT DOOR POSTS—A-POSTS			
813100	Front Door Post , outer, L.H.	1	
813101	Front Door Post , outer, R.H.	1	
850343	Front Door Post , inner, L.H.	1	
850344	Front Door Post , inner, R.H.	1	
REAR DOOR POSTS—B-POSTS			
850275	REAR DOOR POST , L.H.	1	
850275/850276/850277	Rear Door Post Panel , front section, L.H.	1	
850421	Rear Door Post Panel , rear section, L.H.	1	
850276	REAR DOOR POST , R.H.	1	
850276/850277	Rear Door Post Panel , front section, R.H.	1	
850422	Rear Door Post Panel , rear section, R.H.	1	

BULKHEAD END PANELS

These are the panels beside your leg as you sit in the car

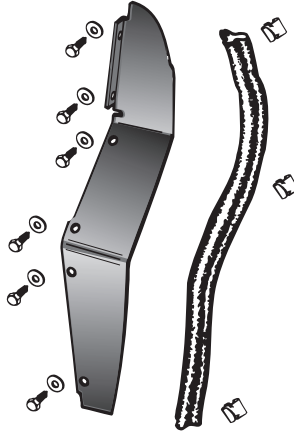


Part No.	Description	No. Off	Current Prices on Website
811985	Bulkhead End Panel , side, L.H.	1	
811986	Bulkhead End Panel , side, R.H.	1	

BODY

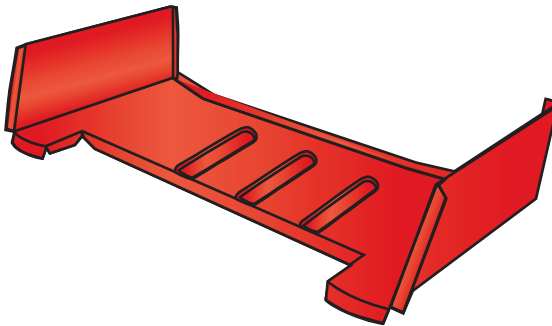
BULKHEAD SPLASH PANELS

RFK755



Part No.	Description	No. Off	Current Prices on Website
RFK755	SPLASH PANEL KIT, L.H.; includes plate, seal, clips, and hardware	1	
RFK756	SPLASH PANEL KIT, R.H.; includes plate, seal, clips, and hardware	1	
750150	Splash Panel, behind front wheel, L.H., black powder coated finish	1	
750151	Splash Panel, behind front wheel, R.H., black powder coated finish	1	
650172	Rubber Seal, between splash panels and front fenders	2	
606389	Clip, securing seals	6	
HU706	Set Screw, plates to body	12	
WM57	Plain Washer, plates to body	12	

BATTERY BOX REPAIR

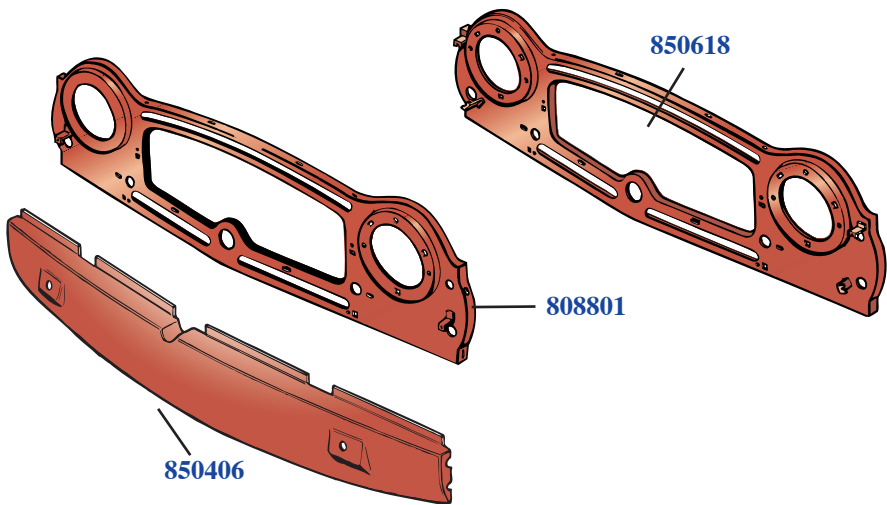


CAR2

Part No.	Description	No. Off	Current Prices on Website
CAR2	Battery Box Repair Section, steel; center bulkhead section from gutter to gutter	1	

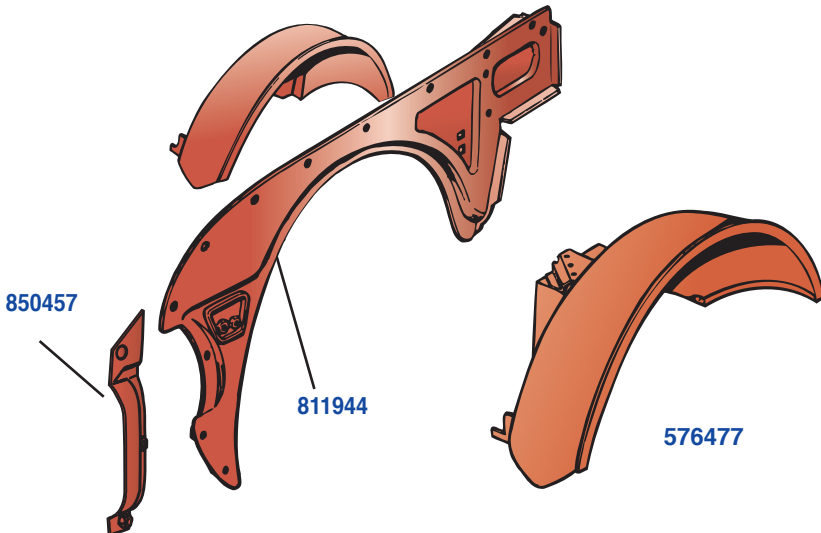
BODY

FRONT VALANCE PANELS



Part No.	Description	No. Off	Current Prices on Website
850406	Front Valance , lower	1	
850618	Front Valance , upper, TR4	1	
808801	Front Valance , upper, TR4A	1	

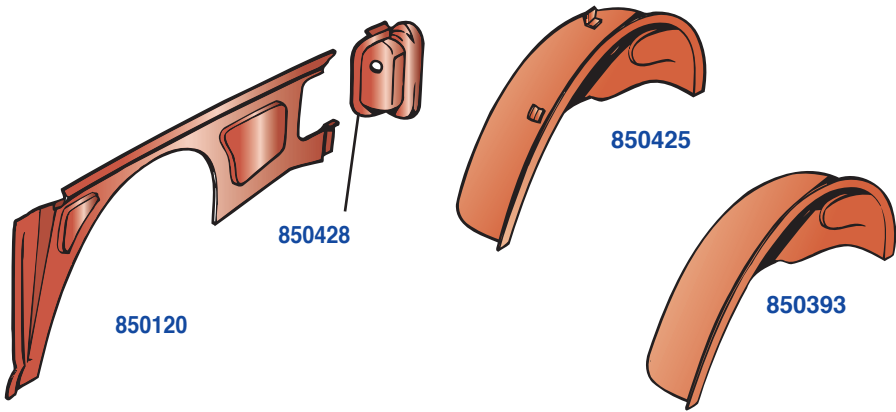
INNER FRONT FENDERS



Part No.	Description	No. Off	Current Prices on Website
850457	Filler Panel , front fender, L.H.	1	
850458	Filler Panel , front fender, R.H.	1	
811944	Inner Front Fender Panel , L.H.	1	
811945	Inner Front Fender Panel , R.H.	1	
576477	Wheel Arch Assembly , L.H.	1	
576478	Wheel Arch Assembly , R.H.	1	

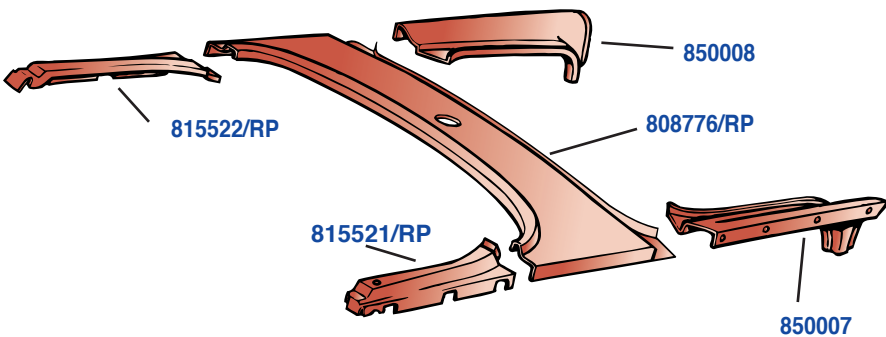
BODY

INNER REAR FENDERS



Part No.	Description	No. Off	Current Prices on Website
850120	Inner Rear Fender Panel, L.H.	1	
850121	Inner Rear Fender Panel, R.H.	1	
850428	Lamp Housing, L.H.	1	
850429	Lamp Housing, R.H.	1	
850425	Wheel Arch Assembly, rear, L.H., TR4	1	
850426	Wheel Arch Assembly, rear, R.H., TR4	1	
850393	Wheel Arch, rear, L.H., TR4A	1	
850394	Wheel Arch, rear, R.H., TR4A	1	

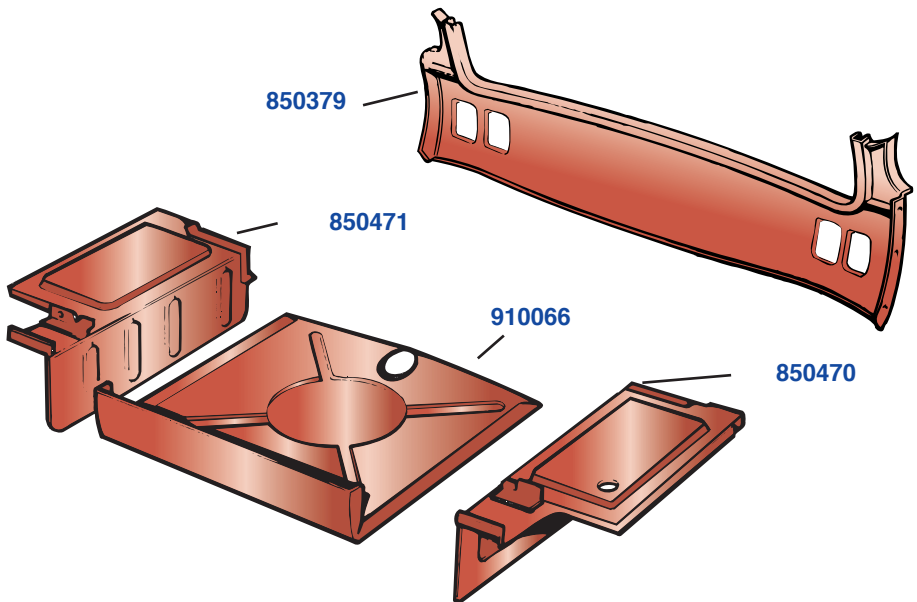
REAR DECK



Part No.	Description	No. Off	Current Prices on Website
808776/RP	Rear Deck Panel, center section with fuel filler hole	1	
815521/RP	Forward Piece; cockpit side, L.H.	1	
815522/RP	Forward Piece; cockpit side, R.H.	1	
850007	Rear Piece; trunk side, L.H.	1	
850008	Rear Piece; trunk side, R.H.	1	

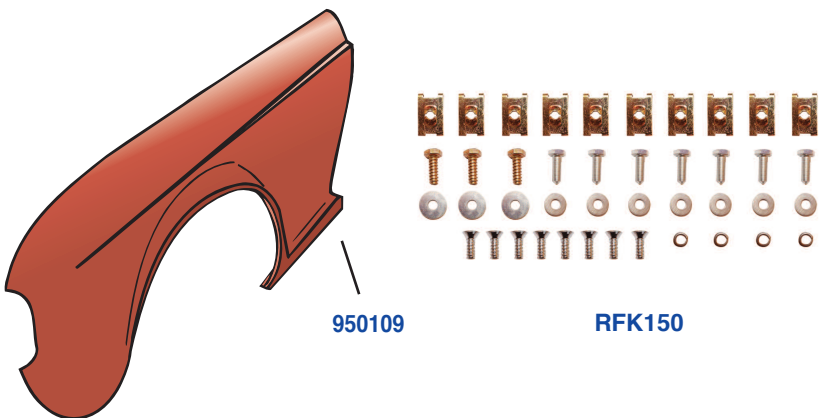
BODY

REAR VALANCE AND TRUNK FLOORS



Part No.	Description	No. Off	Current Prices on Website
813650	Trunk Panel , outer skin	1	
850379	Rear Valance	1	
910066	Trunk Floor Pan , center section	1	
850470	Trunk Floor Panel , side, L.H.	1	
850471	Trunk Floor Panel , side, R.H.	1	


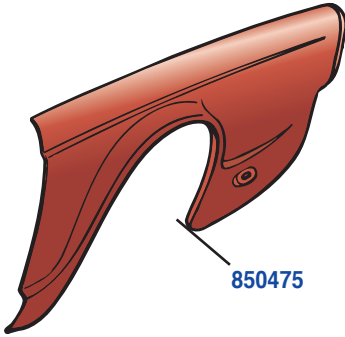
OUTER FRONT FENDERS



Part No.	Description	No. Off	Current Prices on Website
950109	Front Fender , L.H., steel	1	
950110	Front Fender , R.H., steel	1	
RFK150	Hardware Kit , mounting front fenders	2	

BODY

OUTER REAR FENDERS

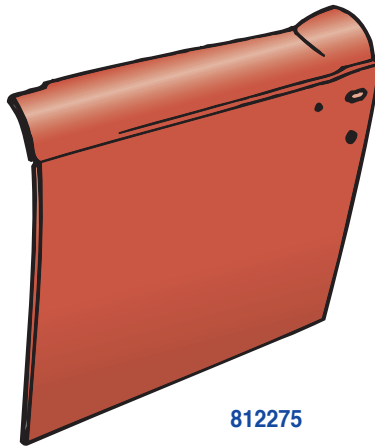


RFK160

Part No.	Description	No. Off	Current Prices on Website
850475	Rear Fender, L.H., steel	1	
850476	Rear Fender, R.H., steel	1	
RFK160	Hardware Kit, mounting fenders	2	

DOOR SKINS


Please note that these are TR6 door skins made on original tooling by British Motor Heritage and they will fit TR4 and TR4A with minor modifications. The TR6 door skins are already pierced for the TR6 door handle and separate lock assembly. These holes will need to be filled in and new holes will need to be pierced to accommodate TR4/TR4A door handles.



Part No.	Description	No. Off	Current Prices on Website
812775	Door Skin, TR6 type, L.H.	1	
812776	Door Skin, TR6 type, R.H.	1	

BODY SEALS

BONNET AND TRUNK LID SEALS



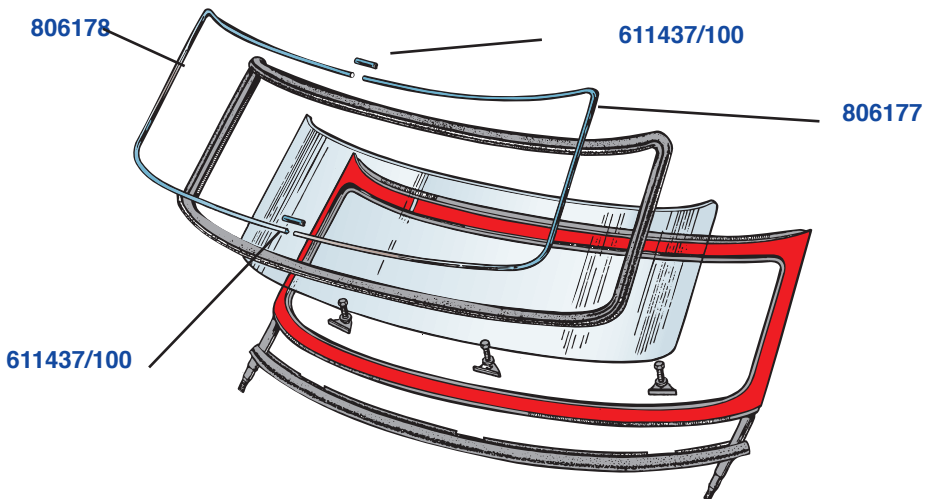
Part No.	Description	No. Off	Current Prices on Website
610675	Bonnet Seal	1	
613277	Trunk Lid Seal , original type	1	
716630/138	Trunk Seal , TR6 type for improved fit	1	

WINDSCREEN TRIM COMPONENTS AND SEALS

“TRF has Produced Correct Chromed Metal Joint Clips in Several Lengths”

Several years ago, the supplier of the 611437 windscreen finisher joint clips began to supply the clip in chromed plastic. Little details are important to us at TRF so we have arranged to have the correct clips made in a one-inch length for early TR4's and in a 1-1/2 inch length for later TR4's and all TR4's. Early cars used a chromed metal two-piece finisher, later cars had a chromed plastic finisher. The early finishers have not been available for many years but we are listing them here for reference purposes.

Because the plastic trim strips used on the later cars will shrink over time, customers have requested longer joint clips. For this reason, we are offering our chromed metal joint clips in 1-3/4 inch and 2-inch lengths.



Part No.	Description	No. Off	Current Prices on Website
----------	-------------	---------	---------------------------

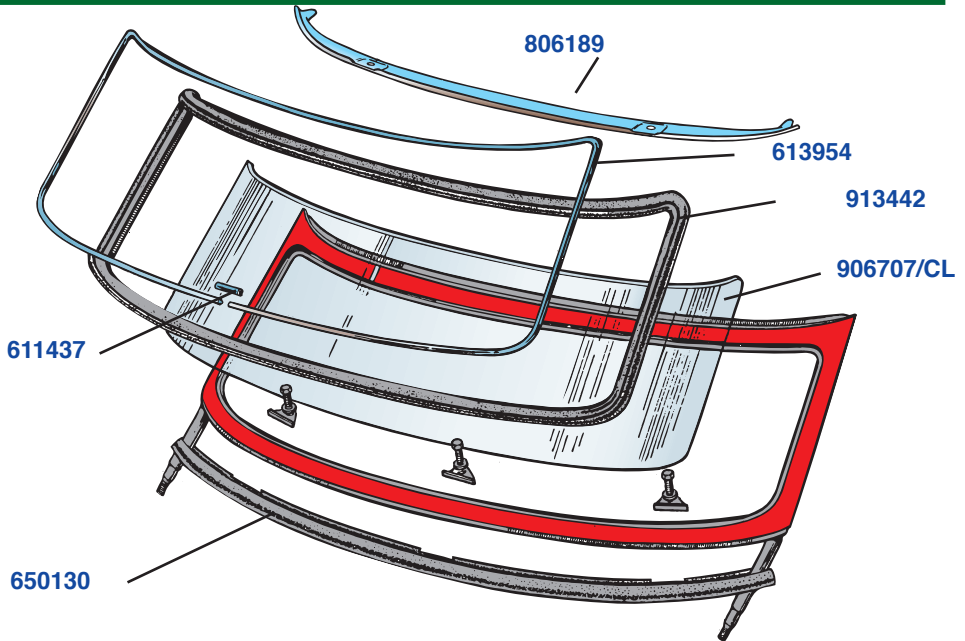
WINDSCREEN TRIM, TR4 up to body no.

CT24516

806177	Finisher , chromed metal, L.H.	1	
806178	Finisher , chromed metal, R.H.	1	
611437/100	Joint Clip , chromed metal, one-inch long	2	

Section Continues On Next Page

WINDSCREEN TRIM COMPONENTS AND SEALS —Continued



Part No.	Description	No. Off	Current Prices on Website
----------	-------------	---------	---------------------------

WINDSCREEN TRIM, TR4 after body no.

CT24516, TR4A

RFK147	Windscreen Trim Kit ; includes one chromed plastic finisher and one chromed metal joint clip	1	
613954	Trim Strip , chromed plastic	1	
611437	Joint Clip , chromed metal, 1-1/2 inches long as original	1	

JOINT CLIPS IN LONGER LENGTHS,

use these to cover gaps left by shrinking plastic trim strips

611437/175	Joint Clip , chromed metal, 1-3/4 inch length	A/R	
611437/200	Joint Clip , chromed metal, 2-inch length	A/R	

WINDSCREEN SEALS

913442	Seal , glazing; around windscreen glass	1	
650130	Rubber Seal , windscreen frame to body	1	

WINDSCREEN GLASS

906707/CL	Windscreen Glass , clear	1	
906707/TI	Windscreen Glass , lightly tinted	1	
CRATE35	Crating Charge on the above	1	


WINDSCREEN CAPPINGS

806189	Windscreen Capping , all TR4	1	
806189	Windscreen Capping , TR4A with Surrey soft top	1	
808231	Windscreen Capping , TR4A soft top models	1	
554407	Rivet , securing windscreen cappings	11	

Section Continues On Next Page

WINDSCREEN TRIM COMPONENTS AND SEALS

—Continued



611707



611709



RFK1501

Part No.	Description	No. Off	Current Prices on Website
RFK1501	VINYL TRIM KIT , to finish inside of windscreen frame, pre-moulded, four pieces	1	
	WINDSCREEN FRAME TO BODY FITTINGS		
RFK717	WINDSCREEN FRAME TO DASH TOP MOUNTING KIT	1	
611669	Cover Plate	3	
611638	Bolt 3		
510065	Washer , plain	3	
	TONNEAU COVER MOUNTING PLATES ; fitted to top of dash behind windscreen frame; includes DOT type studs for securing front of tonneau cover		
611707	Tonneau Cover Mounting Plate , center, with two studs	1	
611709	Tonneau Cover Mounting Plate , outer, with single stud	2	
	WINDSCREEN FRAME BRACKETS TO BULKHEAD UNDER DASH		
650313	Packing , fibre, brackets to bulkhead HARDWARE , securing brackets to A-post, lower	2	
HU708	Screw , set	2	
WM57	Washer , plain	2	
WL207	Washer , lock	2	
	HARDWARE , securing brackets to A-post, upper		
HU705	Screw , set	4	
WP35	Washer , plain	6	
WL207	Washer , lock	6	
FQ3405/4	Nut , Retainer	2	
	HARDWARE , securing windscreen frame to brackets; fitted to end of posts on windscreen frame under dash		
TN3208	Nut , nyloc	2	
WP139	Washer , plain	2	

BODY SEALS

DOOR TOP SEALS

“TRF Supplies the Best Waist Seals on the Market”

We have worked hard to develop correct waist seals for the TR4 and TR4A. Outer seals are straight and stiff to press up against the side windows, and they are coated on the underside to allow the windows to roll up and down without the edge of the seals rolling under. Each outer seal is embedded with a steel strip to hold the clips and to keep the seals stiff. It is hard to believe but there are outer waist seals on the market that don't have that necessary steel strip. What are you supposed to do, use the old strips?

Inner waist seals have a chromed finisher edge on top and a bead at the bottom to fit the seal into the clips that secure the seal to the door shell. We have seen some inner strips that are lacking the chromed edge on the top of the seal. They look odd on the car.



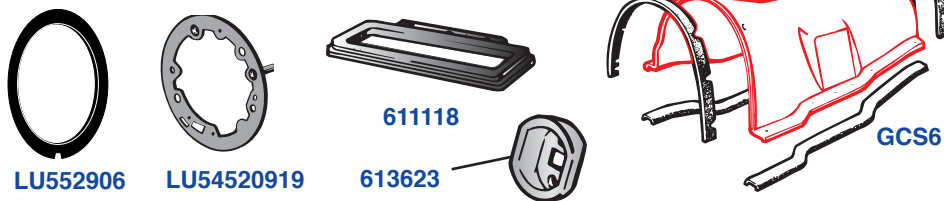
Part No.	Description	No. Off	Current Prices on Website
----------	-------------	---------	---------------------------

DOOR SEALS; fitted to tops of doors;

also known as door waist seals

RFK1207	OUTER DOOR WAIST SEAL KIT; includes one pair of outer door waist seals, clips, and fitting instructions	1	
850324	Seal, outer, L.H.	1	
850325	Seal, outer, R.H.	1	
GHF1560	Clip, securing outer seals to door	14	
RFK1209	INNER DOOR WAIST SEAL KIT; includes one pair of inner door waist seals and clips	1	
850322	Seal, inner, fuzzy, L.H.	1	
850323	Seal, inner, fuzzy, R.H.	1	
GHF1582	Clip, securing inner seals to door	14	

MISCELLANEOUS BODY SEALS

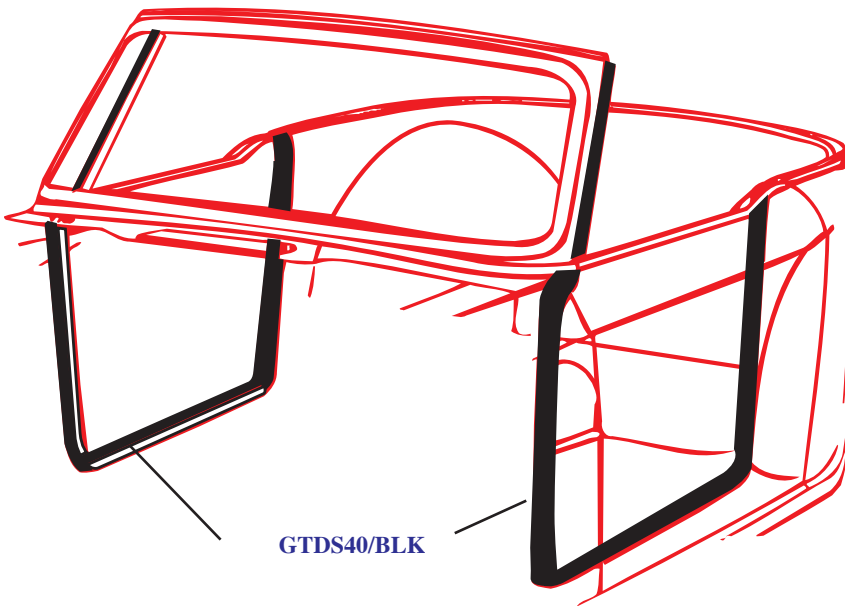


Part No.	Description	No. Off	Current Prices on Website
----------	-------------	---------	---------------------------

LU552906	Headlamp Dust Seal, inside headlamp rim, early TR4 only	2	
LU54520919	Headlamp Gasket, headlamp to body	2	
650201	Rubber Seal, door check straps, early TR4	2	
613623	Rubber Seal, door check straps, later TR4, TR4A	2	
611118	Rubber Seal, scuttle vent	1	
GCS6	Gearbox Cover Seal Kit; includes four rubber seals; cement these to the gearbox cover	1	

BODY SEALS

DOOR SEALS—SOFT TOP MODELS



Part No.	Description	No. Off	Current Prices on Website
----------	-------------	---------	---------------------------

DOOR SEALS, original type; fuzzy seal fitted along with a rubber seal; these seals fit from the top of the windscreen frame around the door opening to the top of the rear door post

FUZZY DOOR SEALS, original type, TR4, TR4A with soft tops, fits to flange on body around door opening

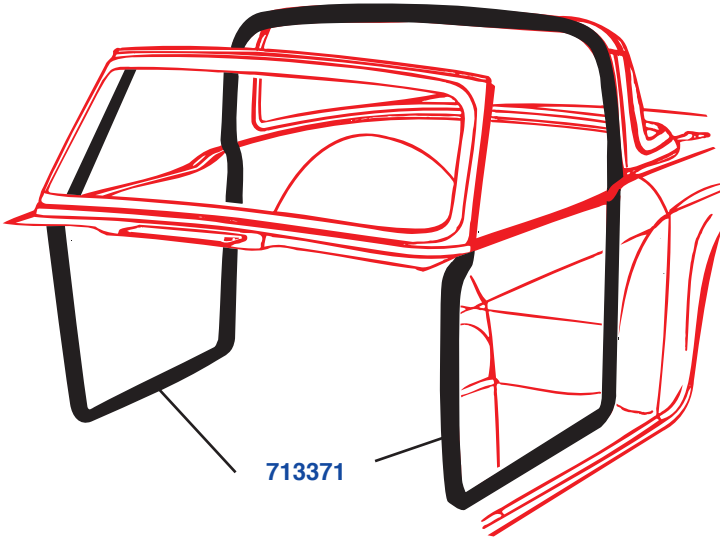
GTDS40/BLK	Door Seal , fuzzy, black	2	
GTDS40/BLU	Door Seal , fuzzy, blue	2	
GTDS40/RED	Door Seal , fuzzy, red	2	
GTDS40/TAN	Door Seal , fuzzy, tan	2	
650310	Rubber Door Seal ; fitted to channels on the body	2	

DOOR SEALS, TR6 type; one-piece rubber and fuzzy seals fitted to flange on door opening; these seals fit from the top of the windscreen frame around the door opening to to top of the rear door post

WMS101/91	Door Seal , black	2	
WMS102/91	Door Seal , red	2	
WMS107/91	Door Seal , blue	2	
WMS103/91	Door Seal , tan	2	

BODY SEALS

BODY SEALS—HARD TOP, SURREY TOP



Part No.	Description	No. Off	Current Prices on Website
----------	-------------	---------	---------------------------

SURREY TOP DOOR SEALS, as original; two seals were used, a rubber seal started at the top of the windscreen frame and went around the door opening to the top of the Surrey top frame on each side, a fuzzy seal started at the top of the windscreen frame and went around the door opening, across the Surrey top frame, around the other door opening to the top of the windscreen frame on the other side

FUZZY DOOR SEALS, original type,
TR4, TR4A with Surrey tops, fits to flange on body around door opening and across rear window frame and back around the other door opening to top of windscreen

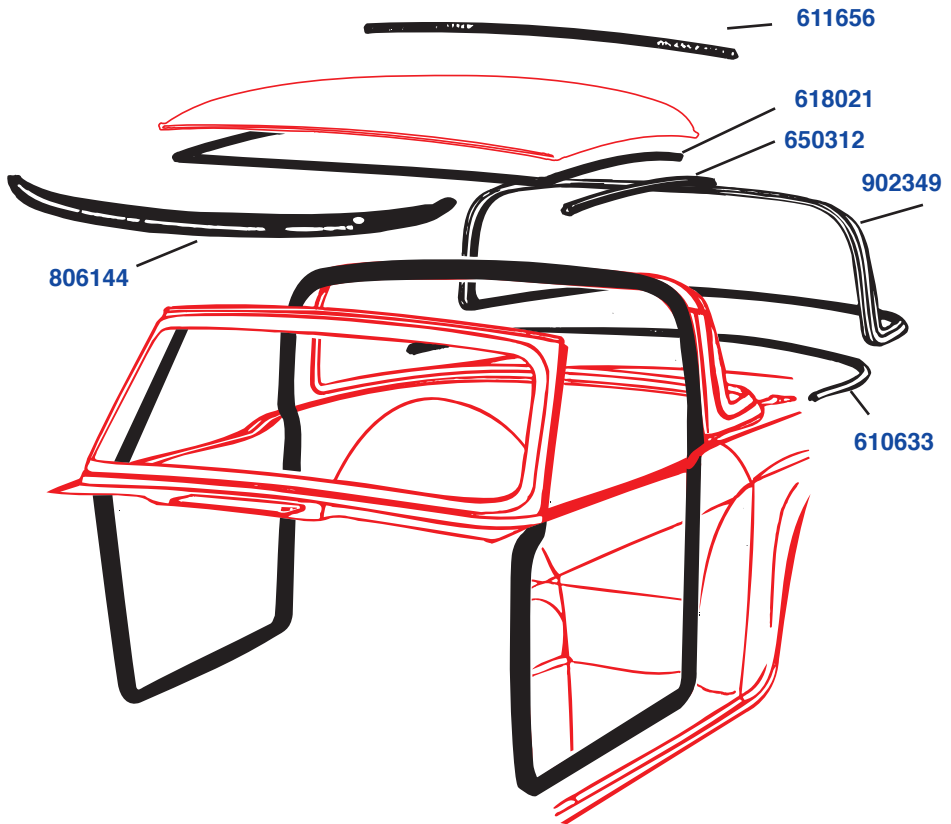
GTDS41/BLK	Fuzzy Seal , black	1	
GTDS41/BLU	Fuzzy Seal , blue	1	
GTDS41/RED	Fuzzy Seal , red	1	
GTDS41/TAN	Fuzzy Seal , tan	1	
650311	Rubber Seal , top of windscreen frame to top of door window	2	

SURREY TOP DOOR SEAL KITS, TR250 type with one piece rubber and fuzzy seal around door openings and a fuzzy seal across the top of the Surrey top rear frame; some colours not currently available in matching seals

713371	Door Seal Kit , black; includes three seals	1	
713372	Door Seal Kit , red; includes three seals	1	
713373	Door Seal Kit , tan; includes three seals	1	
713376	Door Seal Kit , blue; includes three seals	1	

BODY SEALS

BODY SEALS—HARD TOP, SURREY TOP—Continued



Part No.	Description	No. Off	Current Prices on Website
	SURREY TOP SEALS, hard top lid		
806144	Rubber Seal, hard top lid to windscreen frame	1	
650312	Rubber Seal, fitted to hard top lid above side windows	2	
611656	Rubber Seal, rear edge of hard top lid	1	
	FUZZY SEALS, around edge of hard top lid		
618021	Fuzzy Seal, black	1	
618027	Fuzzy Seal, blue	1	
618022	Fuzzy Seal, red	1	
618023	Fuzzy Seal, tan	1	
	SURREY TOP SEALS, rear frame		
902349	Rubber Seal, around rear window glass	1	
613958	Trim Strip, chromed plastic, fitted in rear window seal	1	
611437/100	Joint Clip, rear window strip	1	
610633	Rubber Seal, Surrey top frame to body	1	

BODY SEALS

RUBBER PLUGS AND GROMMETS

“Buy the Kit or Any Part Individually...”

TRF manufactures all of the grommets and plugs to original specifications.



RG3



SLP222



600395



61917



603384



605602



611733



600398



CD23720



609186



612235


Part No.	Description	No. Off	Current Prices on Website
RFK1637	RUBBER PLUG AND GROMMET KIT, TR4; includes all rubber plugs and grommets for engine bay, interior, and trunk	1	
RFK1610	RUBBER PLUG AND GROMMET KIT, TR4A; includes all rubber plugs and grommets for engine bay, interior, and trunk	1	
MISCELLANEOUS RUBBER PLUGS			
600399	Plug, 1-inch hole	A/R	
609186	Plug, 5/8-inch hole	A/R	
612235	Plug, holes in windscreen capping	2	
605602	Plug, large, U-joint access in gearbox tunnel	1	
603384	Plug, large, jack holes in floor in front of seats	2	
600398	Plug, 1/2-inch hole	A/R	
MISCELLANEOUS RUBBER AND GROMMETS			
600395	Grommet, medium size; oil line, speedo and tach cables, etc.	A/R	
61917	Grommet, small; choke cable, vent rod, etc.	A/R	
611733	Seal, fuel tank drain	2	
650247	Grommet, fuel cap, in rear deck	1	
RG3	Grommet, large, wiring harness	1	
SLP222	Grommet, wiper tube; special nipple type	1	
CD23720	Grommet, fuel lines, in chassis	3	

BODY TRIM AND FITTINGS

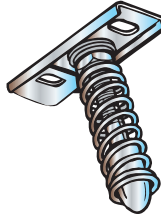
BONNET FITTINGS



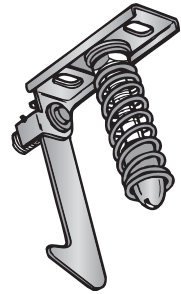
650325



601663



611625



619580



611842



612962



603469

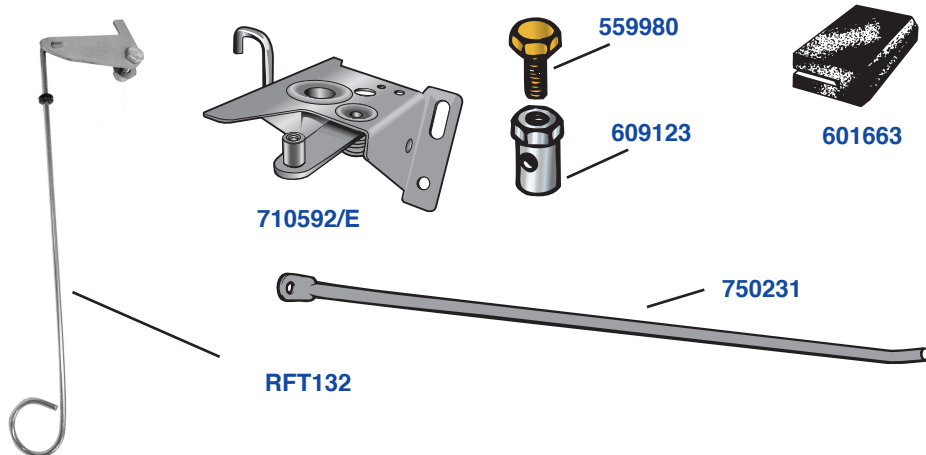
603468

Part No.	Description	No. Off	Current Prices on Website
650325	Bonnet Locating Pin , early type, flat top, TR4 up to body no. 37690CT	2	
612962	Bonnet Locating Pin , later type, pointed, TR4 after body no. 37690CT, TR4A	2	
611842	Side Buffer Wedge , TR4, TR4A	4	
601663	Rubber Buffer , prop rod, TR4, TR4A	1	
RFK748	BONNET BUFFER KIT ; includes buffer cones, rubber side buffers, buffer for prop rod, and correct hardware, TR4 after comm. no. body no. 37690CT; buffer cones are pointed	1	
	BONNET RELEASE CABLES , TR6 cables that can easily be shortened to fit TR4, TR4A		
603468	Inner Cable , bonnet release, with handle	1	
603469	Outer Cable , bonnet release	1	
	BONNET FASTENERS		
611625	Bonnet Fastener , without safety hook, TR4, TR4A; fitted to underside of bonnet	1	
619580	Bonnet Fastener , TR6 type with safety hook; retrofit to TR4, TR4A using 710592/L latch listed below	1	
	HARDWARE , securing fastener to bonnet		
HU704	Screw , set	2	
WL207	Washer , lock	2	
WP167	Washer , plain	2	

Section Continues On Next Page

BODY TRIM AND FITTINGS

BONNET FITTINGS—Continued



Part No.	Description	No. Off	Current Prices on Website
----------	-------------	---------	---------------------------

BONNET LATCH ASSEMBLIES

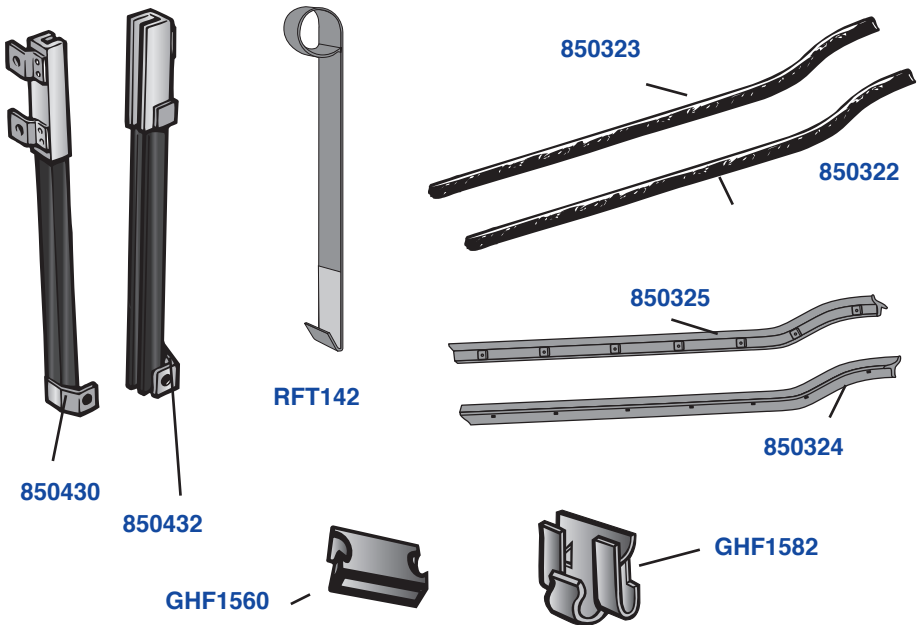
710592/E	Bonnet Latch Assembly , without safety hook, TR4, TR4A; fitted to bulkhead	1
710592/L	Bonnet Latch Assembly , TR6 type with safety hook; retro fit to TR4, TR4A using 619580 fastener listed on previous page	1
	HARDWARE , securing latch to bulkhead	
HU705	Screw , set	4
WL207	Washer , lock	4
WP7	Washer , plain	4
609123	Trunnion Fitting , inner cable to latch assembly	1
559980	Screw , securing trunnion fitting to cable	1

Helpful Hint: Attach at an additional trunnion and screw to the end of the inner cable beyond the latch as a backup in case the primary trunnion and screw comes loose

RFT132	Back-up Bonnet Release Kit , secondary cable kit to open your bonnet in case your bonnet release cable fails; nicely designed kit that includes everything you need plus instructions	1
RFK835	BONNET PROP ROD KIT ; includes prop rod, rubber buffer, and hardware	1
750231	Prop Rod	1
	HARDWARE , prop rod to bonnet	
YN2907	Nut , nyloc	1
550026	Washer , waved	1
WM57	Washer , plain	1
601663	Rubber Buffer	1
YA164	Screw , buffer to bracket	1

BODY TRIM AND FITTINGS

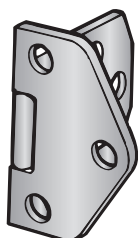
DOOR FITTINGS



Part No.	Description	No. Off	Current Prices on Website
RFK1110	GLASS CHANNEL KIT, L.H.; includes two door channels and correct hardware for L.H. door	1	
850430	Glass Channel, front, L.H. door	1	
850432	Glass Channel, rear, L.H. door	1	
RFK1111	GLASS CHANNEL KIT, R.H.; includes two door channels and correct hardware for R.H. door	1	
850431	Glass Channel, front, R.H. door	1	
850433	Glass Channel, rear, R.H. door	1	
	DOOR SEALS; fitted to tops of doors; also known as door waist seals		
RFK1207	OUTER DOOR WAIST SEAL KIT; includes one pair of outer door waist seals, clips, and fitting instructions	1	
850324	Seal, outer, L.H.	1	
850325	Seal, outer, R.H.	1	
GHF1560	Clip, securing outer seals to door	14	
RFK1209	INNER DOOR WAIST SEAL KIT; includes one pair of inner door waist seals and clips	1	
850322	Seal, inner, fuzzy, L.H.	1	
850323	Seal, inner, fuzzy, R.H.	1	
GHF1582	Clip, securing inner seals to door	14	
RFT142	Tool, door waist seal clips	1	

BODY TRIM AND FITTINGS

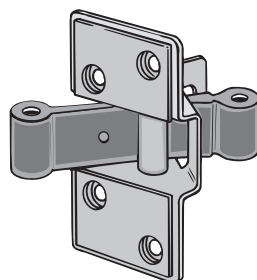
DOOR FITTINGS—Continued



650112



RFK655



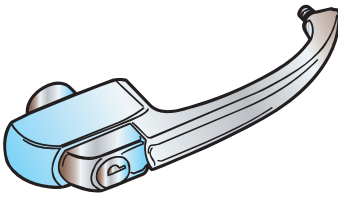
613913

Part No.	Description	No. Off	Current Prices on Website
DOOR HINGES			
650112	Hinge , door	4	
RFK744	Hardware Kit , door hinge; includes correct hardware for fitting one hinge	4	
DOOR CHECK STRAPS , early TR4 up to comm. no.CT22343			
613913	Door Check Strap Assembly , L.H.	1	
613914	Door Check Strap Assembly , R.H.	1	
612244	Pin , door check strap to door pivot point	2	
HARDWARE , securing check strap bracket to A-post			
HU704	Screw , set	6	
WN707	Washer , shakeproof	6	
WP122	Washer , plain	4	
650201	Boot , rubber, door check straps	2	
HARDWARE , securing boot to A-Post			
PT505	Screw , set	4	
WP5	Washer , plain	4	
WP156	Washer , plain	8	
RFK655	DOOR CHECK STRAP KIT , later TR4 after comm.no. CT22343, TR4A; includes check strap, rubber boot, and correct hardware for one door	2	
613622	Check Strap Assembly	2	
610707	Rivet , check strap to door	2	
RFK1706	HARDWARE KIT , securing check strap to door; alternate method of fitting; includes joint pin, washers, and cotter pin to install one check strap	2	
613623	Boot , rubber, check strap	2	
HARDWARE , boot to A-post			
YB1383	Screw	4	
WP5	Washer , plain	4	

Section Continues On Next Page

BODY TRIM AND FITTINGS

DOOR FITTINGS—Continued



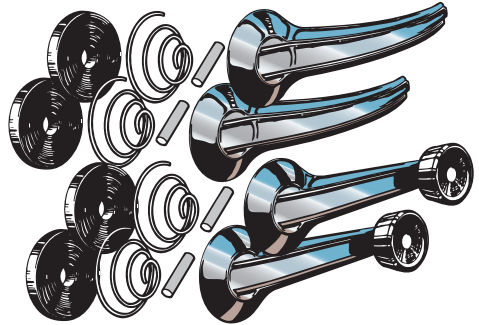
SLP225



650306



DHS40

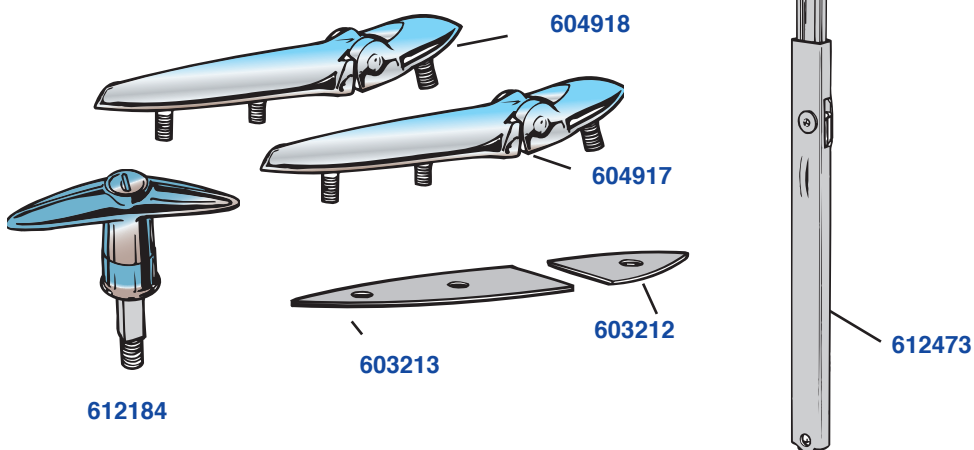


DHS56

Part No.	Description	No. Off	Current Prices on Website
RFK1135	OUTSIDE DOOR HANDLE KIT, TR4, TR4A; includes one pair of handles and locks with matching keys; these handles have the original appearance but are slightly different than original and require redrilling of mounting holes	1	
SLP225	Door Handle, with lock and keys; as above, individual handle	2	
DHS40	INSIDE DOOR HANDLE KIT; includes door and window crank handles, springs, escutcheons, and securing pins for both doors, TR4, TR4A	1	
608454	Door Handle	2	
613017	Window Crank Handle, with knob	2	
650261	Escutcheon (plastic disc), behind handles	4	
603382	Spring, behind door panels	4	
600832	Pin, securing handles	4	
DHS56	UPGRADED INSIDE DOOR HANDLE KIT, TR250, TR6 style; heavier duty handles if originality is not a factor	1	
621770	Door Handle	2	
621811	Window Crank Handle, with knob	2	
621221	Escutcheon (plastic disc), behind handles	4	
603382	Spring, behind door panels	4	
600832	Pin, securing handles	4	
	INSIDE DOOR-PULL HANDLES		
650306	Door-pull Handle, chromed	2	
510799	Screw, handle to doors	4	
FS2758/4	Fix Nut, securing screws to door	4	

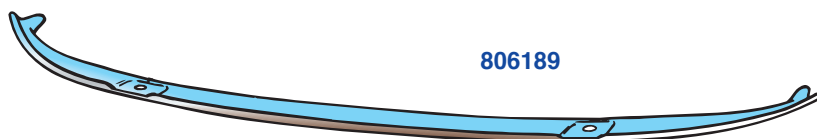
BODY TRIM AND FITTINGS

TRUNK LID FITTINGS



Part No.	Description	No. Off	Current Prices on Website
RFK834	TRUNK HINGE KIT; includes two trunk hinges, gaskets, and correct hardware	1	
604918	Trunk Lid Hinge, L.H.	1	
604917	Trunk Lid Hinge, R.H.	1	
603212	Gasket, long end of hinge	4	
603213	Gasket, short end of hinge	4	
612473	Trunk Prop Rod, sliding unit type; later TR4 after body no. 5642CT, TR4A	1	
LOCKING HANDLES AND LATCH DETAILS			
612184	Locking Handle Assembly, with keys	1	
600949	Gasket, handle to trunk lid	1	
714485	Latch Hook Assembly	1	
611135	Striker Plate	1	

WINDSCREEN CAPPINGS



Part No.	Description	No. Off	Current Prices on Website
806189	Windscreen Capping, all TR4	1	
806189	Windscreen Capping, TR4A with Surrey soft top	1	
808231	Windscreen Capping, TR4A soft top models	1	
554407	Rivet, securing windscreen cappings	11	

BODY TRIM AND FITTINGS

HEADLAMP RIMS




LU54520073



LU54520443



LU54520919



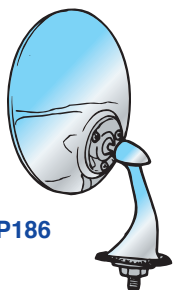
LU552906



118971

Part No.	Description	No. Off Current Prices on Website
LU54520443	Headlamp Rim , chromed, wide flat-sided type, early TR4	2
LU54520073	Headlamp Rim , chromed, narrow type, later TR4, TR4A	2
LU552906	Rubber Seal , inside headlamp rim, early rim only	2
LU54520919	Rubber Gasket , headlamp to body, all TR4, TR4A	2
118971	Tool , headlamp removal	1


DOOR MIRRORS



TMP186



TMP185



HAC1528

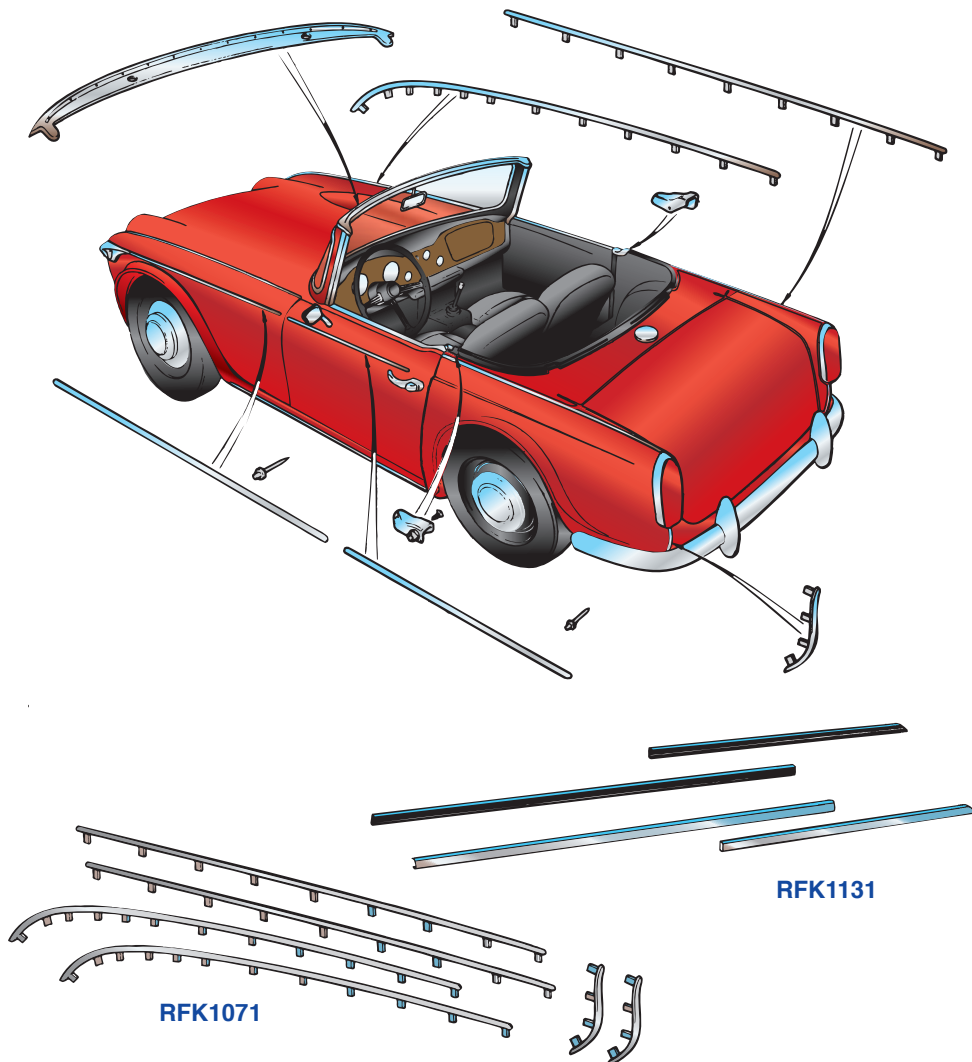
Part No.	Description	No. Off Current Prices on Website
	DISC FENDER MIRRORS ; replicas of Lucas wing mirrors	
TMP185	Fender Mirror , L.H., flat lens	1
TMP186	Fender Mirror , R.H., flat lens	1
TMP187	Fender Mirror , L.H., convex lens	1
TMP188	Fender Mirror , R.H., convex lens	1
SLP111	Gasket , fender mirror	2

BRITISH LEYLAND DOOR MIRRORS

HAC1528	Bullet Door Mirror , chromed; can be fitted to both sides but is ineffective as mirror on the passenger side; 4-1/2-inch glass, base is 3 inches long, mounting screws are one inch apart	1 or 2
HAC1528/GASKET	Gasket , door mirror	1 or 2

BODY TRIM AND FITTINGS

BODY MOULDINGS



Part No.	Description	No. Off	Current Prices on Website
RFK1071	FENDER BEAD KIT ; includes all six pieces, pre-bent to shape, with tabs installed	1	
850479	Fender Bead , front, with tabs	2	
750126	Fender Bead , rear, top, with tabs	2	
750187	Fender Bead , rear, short, L.H., with tabs	1	
750188	Fender Bead , rear, short, R.H., with tabs	1	
RFK1131	BODY SIDE MOULDING KIT, TR4A ; includes four moulding and twenty-six rivet clips	1	
708477	Moulding , front fender	2	
708486	Moulding , door side	2	
GHF1461	Rivet Clip , securing mouldings	26	
	ROCKER PANEL MOULDINGS, TR4A		
623421	Moulding Strip , rocker panel	2	
GHF1461	Rivet Clip , securing rocker panel mouldings	12	

BODY TRIM AND FITTINGS


REAR DOOR POST FINISHERS, TR4A

Fitted to tops of rear door posts



Part No.	Description	No. Off	Current Prices on Website
622747	Finisher, L.H.	1	
622748	Finisher, R.H.	1	
YA323	Screw, securing finisher	2	

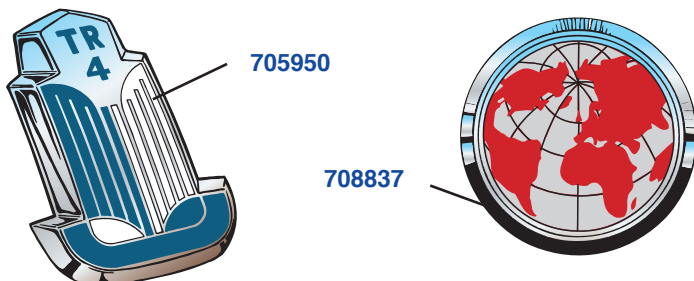
WINDSCREEN AND SURREY TOP TRIM



Part No.	Description	No. Off	Current Prices on Website
RFK147	WINDSCREEN TRIM KIT ; includes one chromed plastic trim strip and joint clip	1	
613954	Trim Strip , chromed plastic	1	
611437/P	Joint Clip	1	
613958	Trim Strip , chromed plastic, fitted in rear window seal	1	
611437/100	Joint Clip , rear window strip	1	

BODY TRIM AND FITTINGS

FRONT BADGES



Part No.	Description	No. Off	Current Prices on Website
705950	Bonnet Badge , front, Triumph shield, TR4	1	
708837	BONNET BADGE SET ; front, world emblem, TR4A; includes badge and chromed rim	1	
708837/A	World Emblem , plastic	1	
708837/B	Metal Rim , chromed	1	
FP1012/9	Fix Nut , securing badges, use as required	A/R	

FRONT AND REAR LETTER SETS

Individual letters are available if needed

T R I U M P H

703862-8

Part No.	Description	No. Off	Current Prices on Website
703862-8	Letter Set , T,R,I,U,M,P,H, for bonnet or trunk lid	2	
FP1012/9	Fix Nut , securing letters; 14 required per set	28	

TRUNK BADGES



612276

617820

617821


Part No.	Description	No. Off	Current Prices on Website
612276	Badge , "TR4," chromed, all TR4, TR4A	1	
617820	Badge , "A," chromed, TR4A only	1	
617821	Badge , "IRS," chromed, TR4A IRS only	1	
FP1012/9	Clip , securing trunk badge; 2 per badge	2-6	

BODY TRIM AND FITTINGS

HUB CAPS




113256



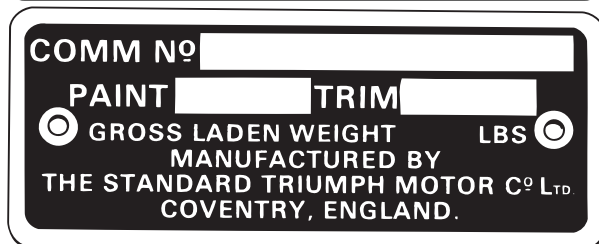
201870

Part No.	Description	No. Off	Current Prices on Website
201870	Hub Cap , chromed	4	
113256	Badge , hub cap	4	
HN2005	Nut , securing badge to hub cap	4	
WL205	Lock Washer , securing nuts	4	
109586	Wheel Nut , securing road wheels; disc wheel cars	4	

COMMISSION NUMBER PLATES



CNP41



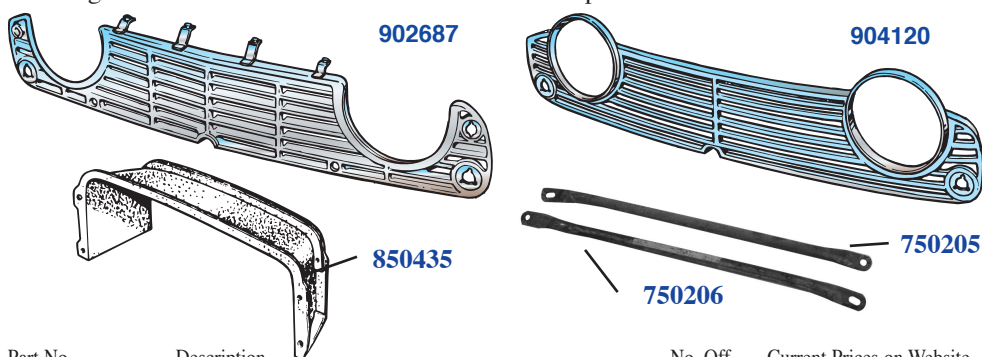
CNP42

Part No.	Description	No. Off	Current Prices on Website
CNP41	Commission Number Plate , early TR4	1	
CNP42	Commission Number Plate , later TR4, TR4A	1	

BODY TRIM AND FITTINGS

RADIATOR GRILLES, TR4, TR4A

Radiator grilles for the TR4 are made in England, and are quite nice. Unfortunately the TR4A grille has been discontinued by the manufacturer but we will continue working with them from time to time to see if a new production run can be made.



Part No.	Description	No. Off	Current Prices on Website
----------	-------------	---------	---------------------------

RADIATOR GRILLES AND FITTINGS, TR4

902687	Grille, TR4	1	
RFK1365	HARDWARE KIT , securing grille to front valance, TR4	1	
AB608051	Screw , self tapping	6	
WP4	Washer , plain	6	
FU2554	Nut , spire	4	
FN2044	Nut , spire	2	

RADIATOR GRILLES AND FITTINGS, TR4A

904120	Grille, TR4A	1	
RFK1816	HARDWARE KIT , securing grille to front valance, lower fixings	1	
PT505	Screw	2	
WP5	Washer , plain	2	
WL205	Washer , lock	2	
FZ3404/4	Nut and Retainer	2	

RADIATOR AIR DEFLECTOR

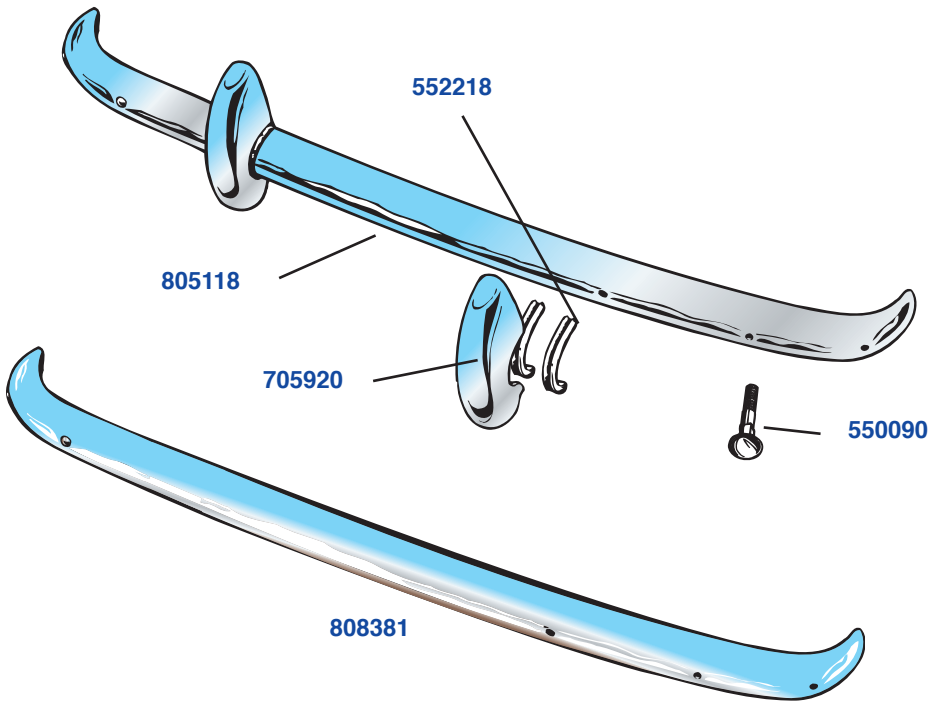
850435	RADIATOR AIR DEFLECTOR	1	
RFK1817	HARDWARE , air deflector to valance panel	1	
YJ2546	Screw	7	
FJ2445	Nut , fix	7	
WP138	Washer , plain	7	

STAY RODS, front valance to horn brackets on front wheel arches, TR4, TR4A

750205	Stay Rod , L.H.	1	
750206	Stay Rod , R.H.	1	
RFK1812	HARDWARE KIT , securing stay rods	1	
	HARDWARE , stay rods to front valance		
HU704	Screw , set	2	
WQ307	Washer , lock	2	
HN2007	Nut , hex	2	
	HARDWARE , stay rods to wheel arches		
HU704	Screw , set	2	
WQ307	Washer , lock	2	

BODY TRIM AND FITTINGS

BUMPERS

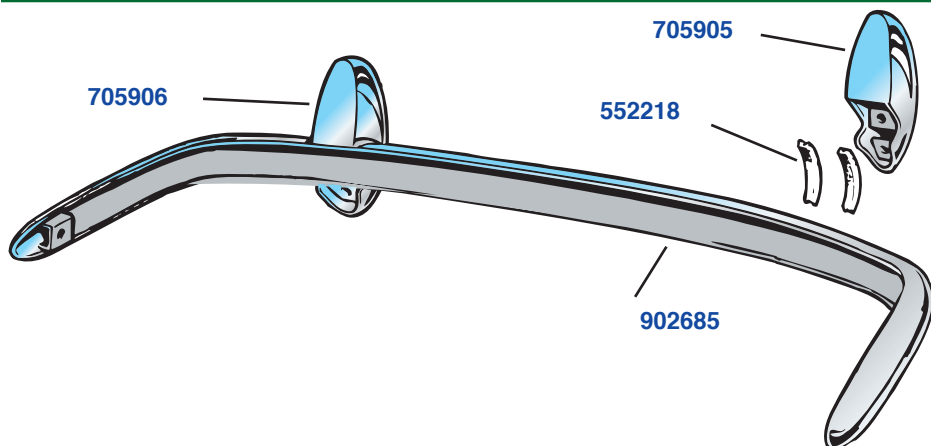


Part No.	Description	No. Off	Current Prices on Website
FRONT BUMPER COMPONENTS, TR4 only			
805118	Front Bumper Bar	1	
RFK1611	Bumper Mounting Kit ; includes all hardware to mount front bumper to support brackets and support brackets to chassis	1	
706035	Support Bracket , behind bumper	2	
705920	Over-rider	2	
552218	Plastic Moulding , over-rider to bumper	4	
611970	Over-rider Support Tube , L.H.	1	
611971	Over-rider Support Tube , R.H.	1	
550090	Bolt , chromed, with nut	4	
FRONT BUMPER COMPONENTS, TR4A only			
808381	Front Bumper Bar	1	
RFK1638	Bumper Mounting Kit ; includes all hardware to mount front bumper to support brackets and support brackets to chassis	1	
708279	Support Bracket , behind bumper	2	
708282	Over-rider , L.H.	1	
708283	Over-rider , R.H.	1	
552218	Plastic Moulding , over-rider to bumper	4	
550090	Bolt , chromed, with nut	4	

Section Continues On Next Page

BODY TRIM AND FITTINGS

BUMPERS—Continued



Part No.	Description	No. Off	Current Prices on Website
----------	-------------	---------	---------------------------

REAR BUMPER COMPONENTS, TR4,
TR4A

902685	Rear Bumper Bar	1	
705905	Over-rider, L.H.	1	
705906	Over-rider, R.H.	1	
RFK1612	Bumper Mounting Kit; includes all hardware to mount rear bumper to support brackets and support brackets to chassis	1	
552218	Plastic Moulding, over-rider to bumper	4	
550090	Bolt, chromed, with nut	4	

BUMPER BRACKETS, TR4


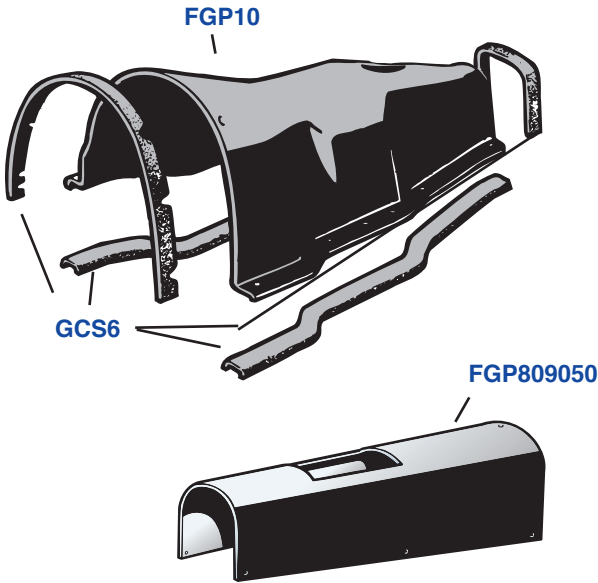
611112	Bracket, rear bumper to frame, outer, runs through holes in rear valance, TR4 only	1	
705589	Bracket, rear bumper to frame, inner, runs through holes in rear valance, TR4 only	1	
611642	Stay, support, rear over-rider down to frame, L.H., TR4	1	
611643	Stay, support, rear over-rider down to frame, R.H., TR4	1	

BUMPER BRACKETS, TR4A


616109	Bracket, rear bumper to frame, outer, runs through holes in rear valance, TR4A only	1	
708171	Bracket, rear bumper to frame, inner, runs through holes in rear valance, TR4A only	1	
616121	Stay, support, rear over-rider down to frame, R.H., TR4A	1	
616120	Stay, support, rear over-rider down to frame, L.H., TR4A	1	

INTERIOR

GEARBOX TUNNELS, PROP SHAFT COVERS



RFK157



RFK1064

Part No.	Description	No. Off	Current Prices on Website
RFK779	GEARBOX COVER AND INSTALLATION KIT; includes gearbox cover, rubber seal kit; and correct mounting hardware, all TR4, TR4A	1	
FGP10	Gearbox Cover, heavy duty moulded plastic	1	
GCS6	Rubber Seal Kit, to seal cover to floor and bulkhead; cement seals to cover	1	
RFK157	Hardware Kit, securing cover to floor and bulkhead; includes all the correct hardware to do the job	1	
DRIVE SHAFT TUNNEL DETAILS, TR4A			
FGP809050	Drive Shaft Tunnel, heavy duty moulded plastic, TR4A only	1	
RFK1064	Hardware Kit, for installing cover to prop shaft tunnel	1	

INTERIOR

CARPET SETS FOR TR4, TR4A MANUFACTURER BY THE MAGIC CARPET FACTORY



The Magic Carpet Factory

“Simply the Best”

CARPET MATERIALS

The Roadster Factory offers carpet sets for TR4 and TR4A in materials to match those in which Triumph manufactured the carpet sets when the cars were new.

The TR4 was originally supplied with rayon loop carpet in charcoal grey regardless of interior colour. For concours purposes, this is what you will want to have. In addition, we can supply TR4 carpet sets in rayon loop in black, red, tan, and blue. Rayon is a man-made material and it has less of a shine than nylon loop carpet available elsewhere. Although not used in the TR4, TRF can supply TR4 carpet sets in wool or tufted in a wide variety of colours.

The original carpet material for the TR4A was Wilton wool as listed in the following catalogue sections. As the TR4A carpet pattern is the same as TR250 and TR6, we are also listing carpet sets in the less-expensive tufted carpet as fitted to later TR6 as well as a range of tufted carpet for TR4.

WORKMANSHIP

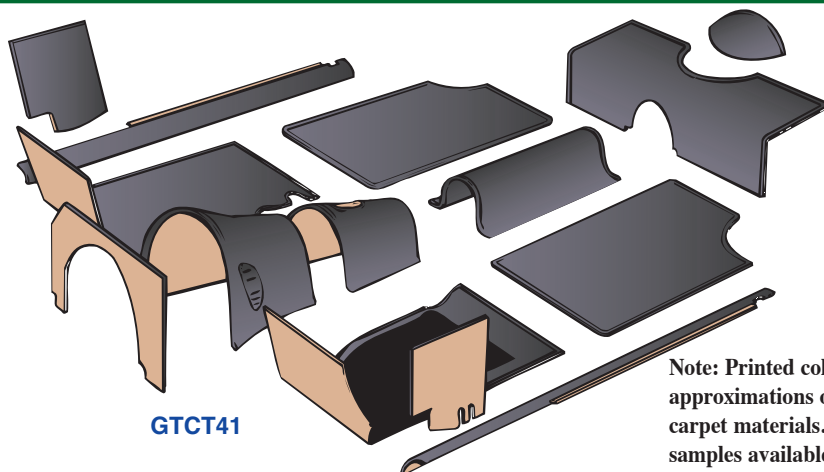
Many interior shops across the country have commented about how much they like carpet sets from The Magic Carpet Factory and how easy they are to fit to cars. There are good reasons for this. Patterns were carefully developed from original carpet pieces taken from original cars. Care was taken to insure that every detail, indeed every stitch, of the original carpet sets was accounted for in the patterns. New carpet sets were then manufactured and refitted to the original cars, and the pieces were adapted to insure that the fit was perfect. Fibreboard backing boards were manufactured for kick panel carpets, as were half-moon rubber protection pads and rubber heel mats. Handbrake boots and handbrake boot grommets were duplicated, and they are hand-tailored onto every carpet set manufactured. In the final analysis, carpet sets from The Magic Carpet Factory include more original details than you get at virtually any interior shop.

COLOUR CHOICES

Customer colour choices are available to match any interior colour scheme, and because every carpet set is made especially for every order within a week or two of the time the order is received, virtually any binding colour can be used on any carpet colour. Carpet sets manufactured by The Magic Carpet Factory offer customers the choices they would have at a fine custom trim shop at off-the-shelf prices.

INTERIOR The Magic Carpet Factory

CARPET SETS, TR4



GTCT41

Note: Printed colours are approximations of actual carpet materials. Free samples available.

Part No.	Description	No. Off	Current Prices on Website
----------	-------------	---------	---------------------------

RAYON-LOOP PILE CARPET SETS, TR4;

grey appears to have been fitted to all TR4's but we give you a choice of additional colours

GTCT41	Carpet Set , rayon loop; please specify colour, charcoal grey, black, red, blue, or tan	1	
--------	--	---	--

WILTON WOOL CARPET SETS, TR4

models; listed as an upgrade for models originally fitted with rayon loop pile carpet

GTCT42	Carpet Set , Wilton Wool; please specify colour desired, black, bright red, darker red, geranium, blue, brown, tan, stone, or grey	1	
--------	---	---	--

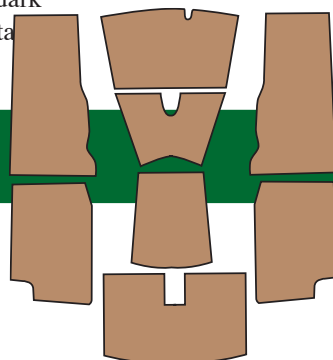
TUFTED CARPET SETS, TR4 models;

offered as an alternative to wool or rayon-loop carpet sets listed above; similar look to wool at prices comparable to rayon loop

GTCT42TN	Carpet Set , tufted; please specify colour desired, black, red, dark red, shadow blue, navy blue, light tan, medium tan, dark tan, or grey	1	
----------	---	---	--

UNDERFELT AND CARPET INSTALLATION, TR4

CUF4/J



Part No.	Description	No. Off	Current Prices on Website
----------	-------------	---------	---------------------------

CUF4/J	Carpet Underfelt Kit , original jute	1	
CUF4/S	Carpet Underfelt Kit , synthetic material	1	
RFK1218	Installation Kit , TR4; with glue	1	
RFK1397	Installation Kit , TR4; without glue	1	

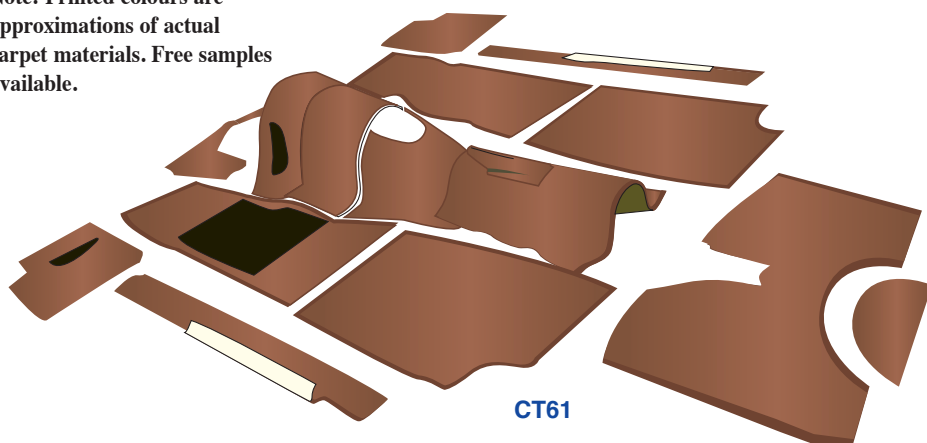
INTERIOR



The Magic Carpet Factory

CARPET SETS, TR4A

Note: Printed colours are approximations of actual carpet materials. Free samples available.



Part No.	Description	No. Off	Current Prices on Website
----------	-------------	---------	---------------------------

WILTON WOOL CARPET SETS,

TR4A models; as originally fitted

CT61

Carpet Set, Wilton Wool; please specify colour desired, black, bright red, darker red, geranium, blue, brown, tan, stone, or grey

1

TUFTED CARPET SETS,

TR4A models; less expensive alternative to wool

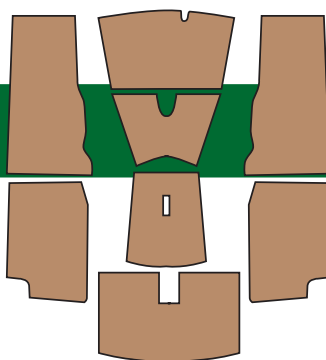
CT62

Carpet Set, tufted; please specify colour desired, black, darker red, midnight blue, navy blue, grey, light tan, medium tan, or dark tan

1

UNDERFELT AND CARPET INSTALLATION, TR4A

CUF6/J



Part No.	Description	No. Off	Current Prices on Website
----------	-------------	---------	---------------------------

CUF6/J **Carpet Underfelt Kit**, original jute material

1

CUF6/S **Carpet Underfelt Kit**, synthetic material

1

RFK174 **Carpet Installation Kit**, TR4A; with glue

1

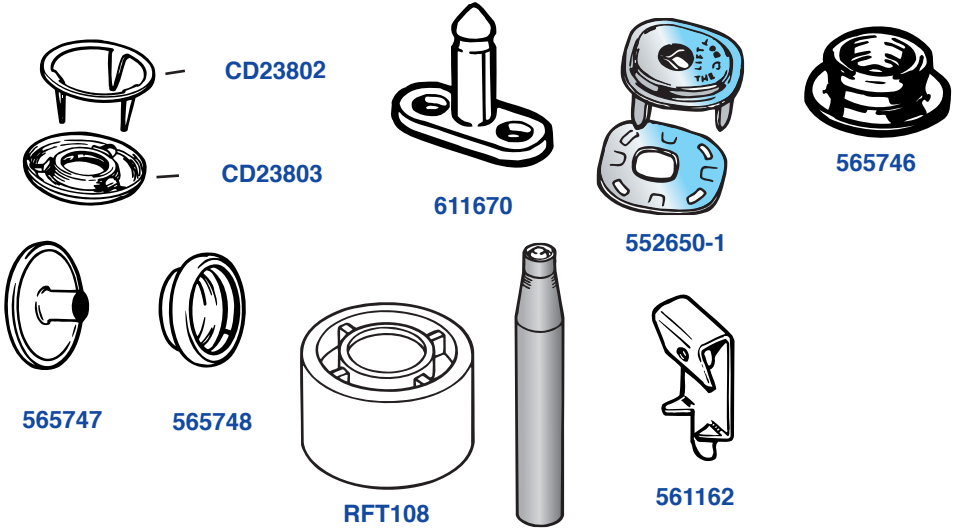
RFK1108 **Carpet Installation Kit**, TR4A; without glue

1

INTERIOR

CARPET INSTALLATION HARDWARE

Listings of popular fittings contained in installation kits listed in prior sections



Part No.	Description	No. Off	Current Prices on Website
----------	-------------	---------	---------------------------

STANDARD DOT CARPET SNAPS

CD23803	Snap Socket , fitted to underside of carpet	A/R
CD23802	Pronged Ring , to be pushed through carpet to secure snap sockets	A/R
565746	Snap , stud, securing carpets to floor, with small center hole to be secured with a pop rivet	A/R
554407	Pop Rivet , securing snaps	A/R

LIFT-THE-DOT SNAPS; securing rear shelf carpet, TR4 only

552650-1	Snap Socket and Clinch Plate	4
611670	Snap Stud	4
YA365	Screw , securing snap studs to floor	8

CARPET CLIPS, securing front floor carpets or OEM rubber mats to bulkhead

561162	Spring Clip	4
554407	Pop Rivet , securing spring clips	4

DOT SNAPS, TR4, TR4A

565747	Snap Button , outer part	A/R
565748	Snap Socket , female part	A/R
565746	Snap Stud , with small hole to be secured with pop rivets	A/R
554407	Pop Rivet , securing snap stud	A/R


RFT108	SNAP INSTALLATION TOOL; inexpensive tool for installing snaps listed above; use this tool for DOT snaps; snap studs require a pop rivet tool	1
--------	--	---

INTERIOR

RUBBER FLOOR MATS

Traditional black rubber floor mats originally made by Amco and supplied by Triumph dealers and by Amco when the cars were new with Triumph shield emblems.


TRF6819-2



Part No.	Description	No. Off	Current Prices on Website
----------	-------------	---------	---------------------------

TRF6819-2	Rubber Floor Mat Set , black, one pair	1	
-----------	---	---	--

GEARSHIFT BOOTS



705913



709328



705402



709329



622381



610942

Part No.	Description	No. Off	Current Prices on Website
----------	-------------	---------	---------------------------

GEARSHIFT BOOTS

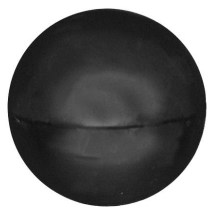
705913	Gearshift Boot , TR4	1	
709329	Gearshift Boot , lower section, TR4A	1	
709328	Gearshift Boot , upper, moulded rubber as original	1	
622381	Gearshift Boot , upper, TR6 type; sewn vinyl boot with moulded rubber boot; nice upgrade	1	

RUBBER BRAKE BOOT DETAILS, TR4 only

705402	Rubber Boot , handbrake lever	1	
610942	Steel Plate , securing rubber boot to floor	1	
RFK1891	Fitting Kit , brake boot and plate to floor	1	

INTERIOR

GEARSHIFT KNOBS



131246



148870/WBW



148870/WRB



TRF8326-7



156138

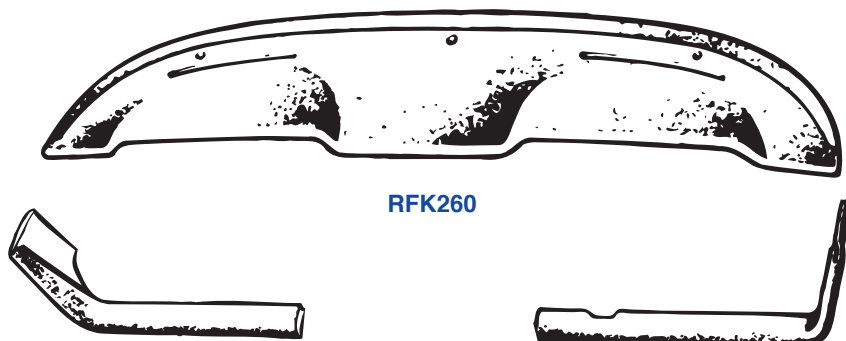


148870

Part No.	Description	No. Off	Current Prices on Website
	ORIGINAL KNOB, TR4, TR4A		
131246	Gearshift Knob , as original, round knob, no shift pattern	1	
	ACCESSORY KNOBS		
148870/WBW	Knob , gearshift lever, walnut, with Triumph shield emblem in blue and white	1	
148870/WRB	Knob , gearshift lever, walnut, with Triumph shield emblem in red and black	1	
TRF8326-7	Gearshift Knob , black vinyl, with Triumph shield emblem	1	
	TR250, TR6 STYLE KNOBS; nice upgrade		
156138	Gearshift Knob , pear-shaped, black with shift pattern	1	
148870	Gearshift Knob , black leather with silver gearshift emblem	1	
NT605041	Nut , jam	1	

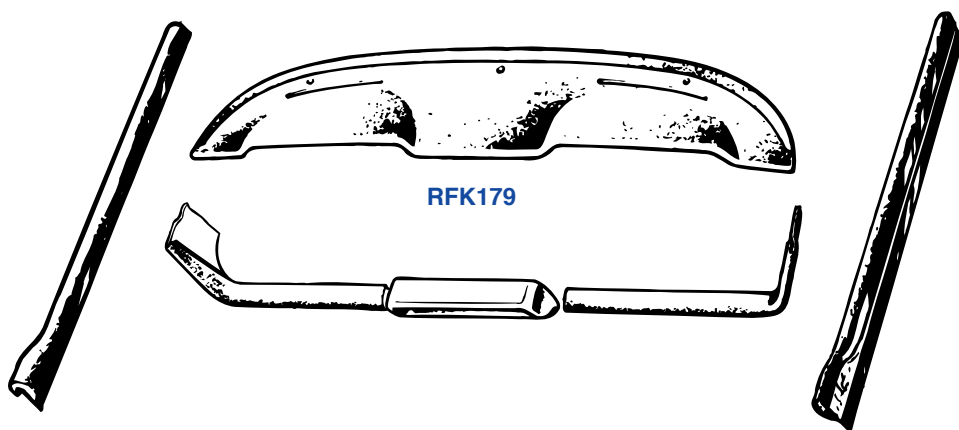
INTERIOR

CRASH PADS, TR4, TR4A



RFK260

706882



RFK179

Part No.	Description	No. Off	Current Prices on Website
RFK260	CRASH PAD SET, TR4	1	
904115	Crash Pad , dash top	1	
812081	Crash Pad , lower dash, L.H.	1	
808733	Crash Pad , lower dash, R.H.	1	
706882	Center Switch Plinth , TR4; not included in kit listed above	1	
RFK179	CRASH PAD SET, TR4A	1	
904115	Crash Pad , dash top	1	
812081	Crash Pad , lower dash, L.H.	1	
808733	Crash Pad , lower dash, R.H.	1	
809003	Switch Plinth	1	
808228	Door Top Pad , L.H.	1	
808229	Door Top Pad , R.H.	1	

INTERIOR

DASH SUPPORTS ASSEMBLIES AND RECOVERING KITS, TR4A ONLY



Part No.	Description	No. Off	Current Prices on Website
REP423	Dash Support Assembly	1	
REP321	Recovering Kit , dash support, for later style dash support that is flat around the gear shift lever hole, earlier dash supports had a slight “volcano” shape	1	
RFK432	Hardware Kit , mounting dash support to dash and to floor	1	
623201	Cap , black plastic, hiding heads of screws; included in hardware kit	2	
617069	Radio Aperture Blanking Plate	1	




A supply of recovered dash supports from The Magic Carpet Factory.

INTERIOR


WOOD DASH PANELS

“Made at The Roadster Factory by Our Own Chuck Findley”

If you ever have the opportunity to visit The Roadster Factory, your tour will include the little wood shop at the back of one of the warehouses where our wood working craftsman Chuck Findley produces wood dash panels to factory specifications from scratch. Chuck, who we have affectionately nicknamed “Wood Chuck,” starts by pressing veneer onto marine grade plywood. He cuts each dash panel out using precision templates. After much sanding, a clear coat of finish is applied. Edges and backs of each panel are painted brown as original. The grain on TR4 and TR4A dash panels are book-matched as original. Glovebox doors are carefully fitted using chromed hinges and correct hardware.



WDP41




WDP42

Part No.	Description	No. Off	Current Prices on Website
WDP41	Wood Dash Panel , chrome-plated hinges, TR4; fitted as an option by the factory to some models; may be retrofitted	1	
WDP42	Wood Dash Panel , chrome-plated hinges, TR4A	1	
RFK227	Hardware Kit , dash installation; chromed screws and cup washer	1	

INTERIOR

GLOVE BOXES



FGP805135



611584




609463

Part No.	Description	No. Off	Current Prices on Website
FGP805135	Glove Box , precision moulded plastic, TR4, TR4A	1	
RFK430	Hardware Kit , for installing glove box	1	
611584	Lock , glove box door, with keys	1	
609463	Finger-pull , chromed; fitted along with lock	1	

SUN VISORS



705754




705754

Part No.	Description	No. Off	Current Prices on Website
705754	Sun Visor , white, TR4 only; old mounting hardware must be used	2	

INTERIOR MIRRORS



611102



632095

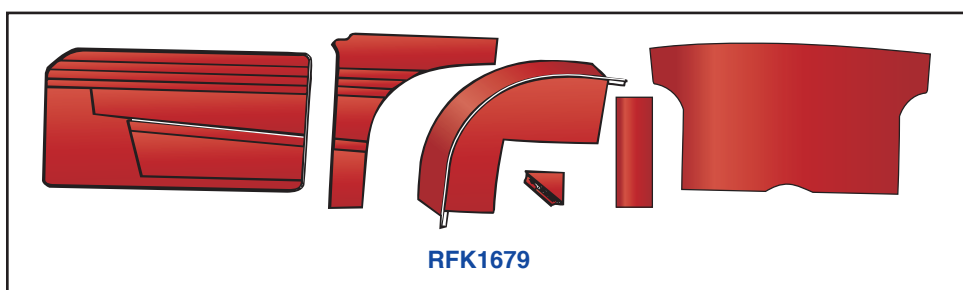



RTC1006

Part No.	Description	No. Off	Current Prices on Website
611102	Mirror , interior, TR4	1	
632095	Mirror , interior, TR6 type, day/night feature	1	
RTC1006	Breakaway Bracket , for 632095 mirror; included with mirror	1	

INTERIOR

TRIM PANEL KITS





Note: Printed colours are approximations of actual vinyl and leather materials. Free samples available.

Part No.	Description	No. Off	Current Prices on Website
	TR4 TRIM PANEL KITS; for cars fitted with soft tops; includes door panels, rear quarter panels, wheelarch covers, door post reinforcements, and vinyl for rear door posts; now includes rear bulkhead board		
RFK995	Trim Panel Kit, TR4, black with white piping	1	
RFK996	Trim Panel Kit, TR4, red with white piping	1	
RFK997	Trim Panel Kit, TR4, midnight blue with white piping	1	
806310	Rear Bulkhead Board, TR4 soft top models, black fibreboard; now included in trim panel kits	1	
	TR4 TRIM PANEL KITS, for cars fitted with surrey tops; includes door panels, rear quarter panels, wheelarch covers, rear bulkhead board, door post reinforcements, and vinyl for rear door posts		
RFK1678	Trim Panel Kit, TR4, black with white piping	1	
RFK1679	Trim Panel Kit, TR4, red with white piping	1	
RFK1680	Trim Panel Kit, TR4, midnight blue with white piping	1	

Section Continues On Next Page

INTERIOR

TRIM PANEL KITS—Continued



RFK1104

Note: Printed colours are approximations of actual vinyl and leather materials. Free samples available.



621991 Black



621997 Blue



621992 Red

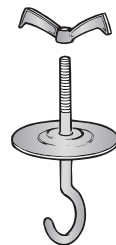
Part No.	Description	No. Off	Current Prices on Website
	TR4A TRIM PANEL KITS; includes door panels, rear quarter panels, wheelarch covers, bulkhead panel, door post reinforcements, and vinyl for rear door posts rear bulkhead board		
RFK725	Trim Panel Kit, TR4A, black with white piping	1	
RFK726/BRD	Trim Panel Kit, TR4A, red with white piping	1	
RFK728	Trim Panel Kit, TR4A, midnight blue with white piping	1	
	HARDWARE AND FITTINGS FOR TRIM PANELS		
RFK1104	HARDWARE KIT, for installing a full set of interior trim panels; including required hardware except for coloured door pocket screw caps listed below	1	
507819	Trim Screw, chromed	A/R	
CD24152	Cup Washer, chromed	A/R	
GHF1230	Trim Panel Clip	A/R	
YZ3426	Door Pocket Screw	4	
608586	Pronged Clip, door pocket screws	4	
	DOOR POCKET CAPS		
621991	Cap, black	4	
621992	Cap, red	4	
621997	Cap, blue	4	

INTERIOR

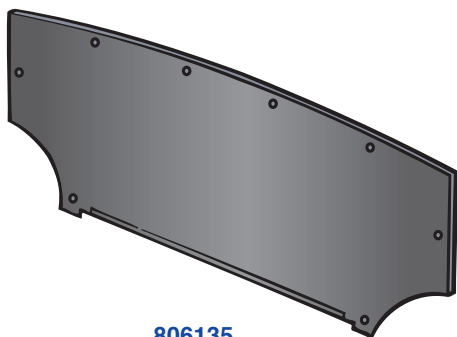
TRUNK TRIM COMPONENTS




806837



RFK468



806135



RFK645

Part No.	Description	No. Off	Current Prices on Website
806135	Casing Board , rear of fuel tank	1	
RFK1132	Hardware Kit , securing casing board; includes all correct hardware	1	
806837	Trunk Floor Panel , TR4, TR4A, as original	1	
RFK468	Spare Tire Retaining Kit ; includes hook bolt, large washer, and large wing nut	1	
RFK645	Belt Kit , securing tool kit; includes belt with buckle, and mounting hardware	1	

INTERIOR

SEAT REUPHOLSTERY, TR4 ONLY

“TR4 Seat Springs Now Available Exactly as Original”


TRF has developed its own seat spring units for TR4. TRF's spring units are made to factory specifications using numerous rows of thin and thick springs as opposed to heavy modern springs used by other suppliers.



GTSRK321



RFK258



806222

Note: Printed colours are approximations of actual vinyl and leather materials. Free samples available.

Part No.	Description	No. Off	Current Prices on Website
VINYL SEAT REUPHOLSTERY			
KITS, early TR4			
GTSRK321/BLK	Seat Kit , black with white piping	1	
GTSRK321/RED	Seat Kit , red with white piping	1	
GTSRK321/BLU	Seat Kit , midnight blue with white piping	1	
LEATHER SEAT REUPHOLSTERY			
KITS, early TR4; leather seat facings with vinyl sides and backs as original			
GTSRK322/BLK	Seat Kit , black with white piping	1	
GTSRK322/RED	Seat Kit , red with white piping	1	
GTSRK322/BLU	Seat Kit , midnight blue with white piping	1	
ADDITIONAL COMPONENTS			
806222	Spring Case , seat bottom	2	
RFK258	Seat Padding Kit ; includes original horsehair and burlap components	1	

Section Continues On Next Page

INTERIOR


SEAT REUPHOLSTERY, TR4 ONLY — Continued

“TR4 Seat Springs Now Available Exactly as Original”

TRF has developed its own seat spring units for TR4. TRF’s spring units are made to factory specifications using numerous rows of thin and thick springs as opposed to heavy modern springs used by other suppliers.



GTSRK325



806222



RFK258

Note: Printed colours are approximations of actual vinyl and leather materials. Free samples available.

Part No.	Description	No. Off Current Prices on Website
----------	-------------	-----------------------------------

VINYL SEAT REUPHOLSTERY KITS,

mid-range TR4; similar to previous listing but with vertical pleats rather than horizontal pleats

GTSRK425/BLK	Seat Kit , black with white piping	1
GTSRK425/RED	Seat Kit , red with white piping	1
GTSRK425/MBL	Seat Kit , midnight blue with white piping	1

LEATHER SEAT REUPHOLSTERY

KITS, mid-range TR4; leather seat facings with vinyl sides and backs as original, vertical pleats

GTSRK426/BLK	Seat Kit , black with white piping	1
GTSRK426/RED	Seat Kit , red with white piping	1
GTSRK426/MBL	Seat Kit , midnight blue with white piping	1

ADDITIONAL COMPONENTS

806222	Spring Case , seat bottom	2
RFK258	Seat Padding Kit ; includes original horsehair and burlap components	1

Section Continues On Next Page


INTERIOR

SEAT REUPHOLSTERY, TR4 ONLY — Continued

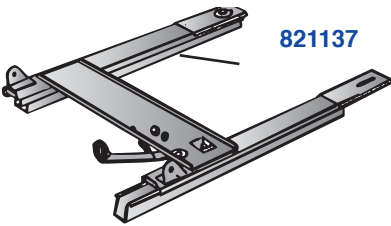
GTSRK421



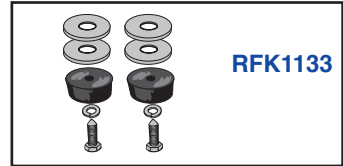
SFK41



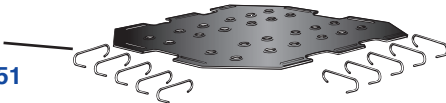
821137



RFK1133



612251



Note: Printed colours are approximations of actual vinyl and leather materials. Free samples available.

Part No.	Description	No. Off	Current Prices on Website
----------	-------------	---------	---------------------------

VINYL SEAT REUPHOLSTERY KITS,

latest TR4

GTSRK421/BLK	Seat Kit , black with white piping	1
GTSRK421/RED	Seat Kit , red with white piping	1
GTSRK421/BLU	Seat Kit , midnight blue with white piping	1

LEATHER SEAT REUPHOLSTERY

KITS, latest TR4; leather seat facings with vinyl sides and backs as original

GTSRK422/BLK	Seat Kit , black with white piping	1
GTSRK422/RED	Seat Kit , red with white piping	1
GTSRK422/BLU	Seat Kit , midnight blue with white piping	1

ADDITIONAL COMPONENTS

SFK41	Seat Foam Kit	1
612251	Rubber Diaphragm , with hooks	2
821137	Seat Track Assembly ; fits LH or RH, mounting hardware sold separately	2
RFK1133	Buffer Kit , seat, fitted to bottom of seat frame; includes two rubber buffers and attachment hardware	2

INTERIOR

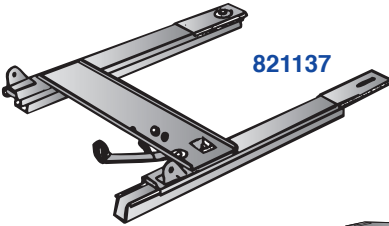
SEAT REUPHOLSTERY KITS, TR4A ONLY



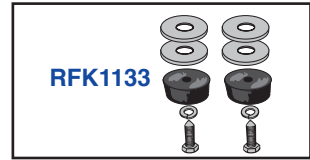
GTSRK431



SFK42




821137



RFK1133

612251



Part No.	Description	No. Off	Current Prices on Website
----------	-------------	---------	---------------------------

VINYL SEAT REUPHOLSTERY KITS,

TR4A

GTSRK431/BLK	Seat Kit , black with white piping	1	
GTSRK431/RED	Seat Kit , red with white piping	1	
GTSRK431/BLU	Seat Kit , midnight blue with white piping	1	

LEATHER SEAT REUPHOLSTERY KITS,

TR4A; leather seat facings with vinyl sides and backs as original

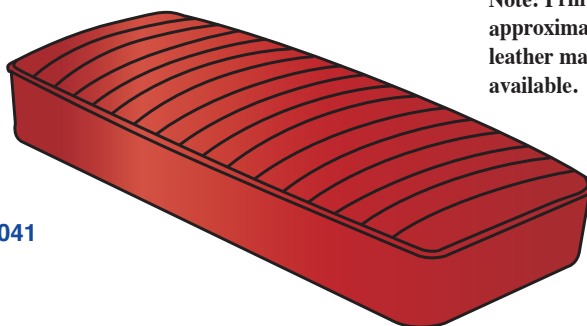
GTSRK432/BLK	Seat Kit , black with white piping	1	
GTSRK432/RED	Seat Kit , red with white piping	1	
GTSRK432/BLU	Seat Kit , midnight blue with white piping	1	

ADDITIONAL COMPONENTS

SFK42	Seat Foam Kit	1	
612251	Rubber Diaphragm , with hooks	2	
821137	Seat Track Assembly ; fits LH or RH , mounting hardware sold separately	2	
RFK1133	Buffer Kit , seat, fitted to bottom of seat frame; includes two rubber buffers and attachment hardware	2	

INTERIOR

JUMP SEATS, TR4

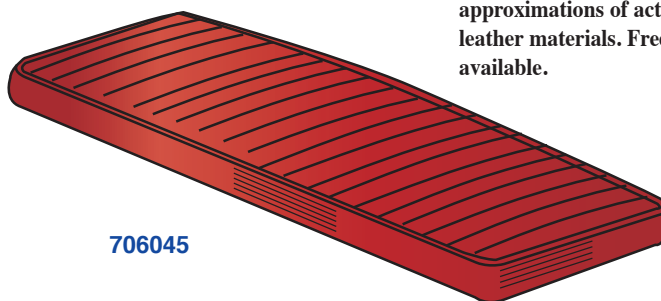


706041

Note: Printed colours are approximations of actual vinyl and leather materials. Free samples available.

Part No.	Description	No. Off Current Prices on Website
	JUMP SEATS , vinyl; fitted to rear shelf, TR4	
706043	Jump Seat , vinyl, black with white piping	1
706041	Jump Seat , vinyl, red with white piping	1
706042	Jump Seat , vinyl, midnight blue with white piping	1
	JUMP SEATS , leather face with vinyl sides, TR4	1
706051	Jump Seat , leather, black with white piping	1
706049	Jump Seat , leather, red with white piping	1
706050	Jump Seat , leather, midnight blue with white piping	1

JUMP SEATS, TR4A



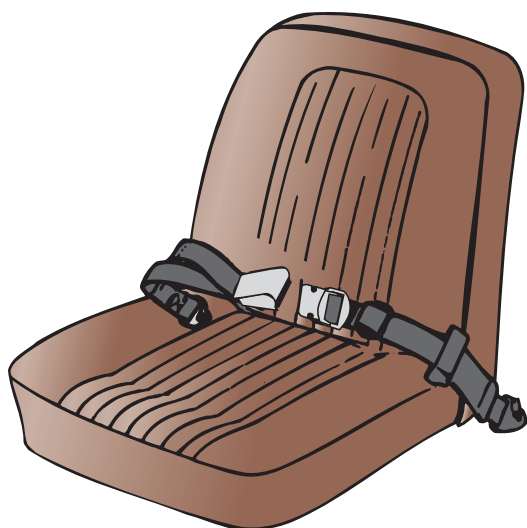
706045

Note: Printed colours are approximations of actual vinyl and leather materials. Free samples available.

Part No.	Description	No. Off Current Prices on Website
	JUMP SEATS , vinyl; fitted to rear shelf, TR4A	
706047	Jump Seat , vinyl, black with white piping	1
706045	Jump Seat , vinyl, red with white piping	1
706046	Jump Seat , vinyl, midnight blue with white piping	1
	JUMP SEATS , leather face with vinyl sides, TR4A	
706055	Jump Seat , leather, black with white piping	1
706053	Jump Seat , leather, red with white piping	1
706054	Jump Seat , leather, midnight blue with white piping	1

INTERIOR

SEAT BELTS



Hook on seat belt
no. TRFSB103

TRFSB102

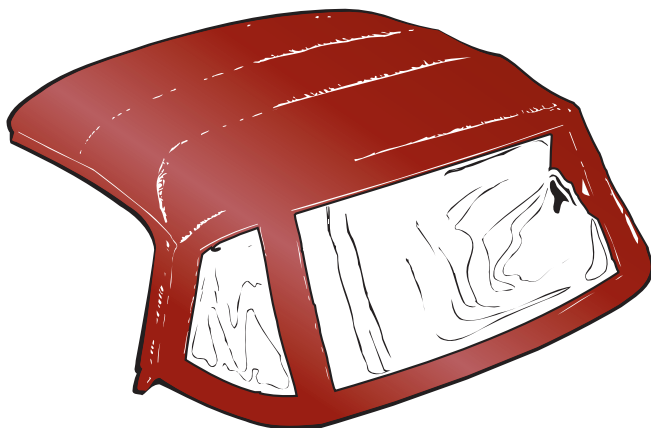
Part No.	Description	No. Off	Current Prices on Website
TRFSB102	Seat Belt Kit , lap belt only; attaches to the floor with bolts and nuts, requires holes to be drilled; please specify colour from chart below	2	
TRFSB103	Seat Belt Kit , lap belt only, hook type; belts include hooks that attach to eye bolts as found on some cars; includes new eye bolts; please specify colour from chart below	2	

Colours Available:

Colour No.	Trim Colour
1000	Black
2006	Bright Red
2007	Matador Red
4002	Shadow Blue
4004	Navy Blue
3000	Light Tan
3005	Chestnut (dark brown)

WEATHER EQUIPMENT

CONVERTIBLE TOPS, TR4 ONLY



Note: Printed colours are approximations of actual top materials. Free samples available.

RB2205/SF

Part No. Description No. Off Current Prices on Website

ROBBINS VINYL TOPS, crushed grain, TR4

RB2205/B	Top , black	1
RB2205/W	Top , white	1
RB2205/Q	Top , bisque; caramel tan	1
RB2205/T	Top , tan; khaki tan	1

BRITISH EVERFLEX TOPS, TR4

RB2205/EVBLK	Top , black	1
RB2205/EVWHT	Top , white	1
RB2205/EVBSQ	Top , bisque; caramel tan	1
RB2205/EVTAN	Top , tan; khaki tan	1
RB2205/EVCRM	Top , cream; special order	1
RB2205/EVRED	Top , dark red; special order	1
RB2205/EVBLU	Top , dark blue; special order	1
RB2205/EVGRN	Top , green; special order	1
RB2205/EVGRY	Top , grey; special order	1

SUNFAST CLOTH TOPS, TR4

RB2205/SFBLK	Top , black	1
RB2205/SFTAN	Top , tan	1
RB2205/SFRED	Top , redberry; special order	1
RB2205/SFBLU	Top , blue; special order	1
RB2205/SFCHR	Top , charcoal grey; special order	1

Robbins Material

Robbins material is high-quality top material made in the U.S. with a grain and look similar to original material used on British cars.

British Everflex Vinyl

Everflex is the highest quality vinyl material available for British tops and tonneau covers.

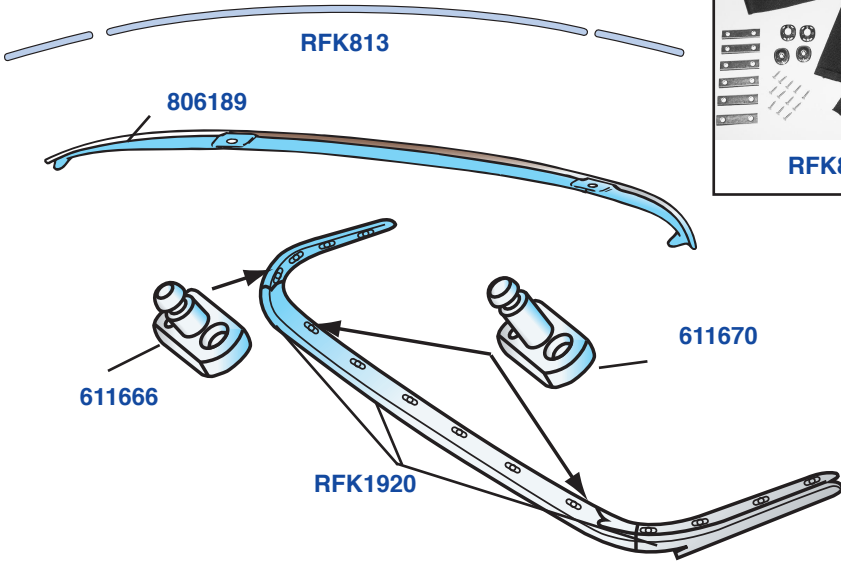
Sunfast Canvas Material

Sunfast is a modern canvas material layered with rubber and cotton backing. Very high quality, long life, resistance to fading, flexible. Classic look.

Section Continues On Next Page

WEATHER EQUIPMENT

CONVERTIBLE TOPS, TR4 ONLY



Part No.	Description	No. Off	Current Prices on Website
----------	-------------	---------	---------------------------

FITTING COMPONENTS, TR4

517148	Screw , securing soft top frame to car	4
RFK818	Webbing Strap Kit ; soft top frame; includes webbing straps, attachment plates, and screws; natural colour webbings	1
RFK819	Webbing Strap Kit ; soft top frame; includes webbing straps, attachment plates, and screws; black webbings	1
617734	Webbing Strap , natural colour	2
611734/BLK	Webbing Strap , black	2
RFK351	Hardware Kit ; webbing plates, screws	1
RFK813	Stiffener Set , these go inside the front seam of the top to retain it to the top of the windscreen frame; not included with the convertible top	1
806189	Capping , top of windscreen	1

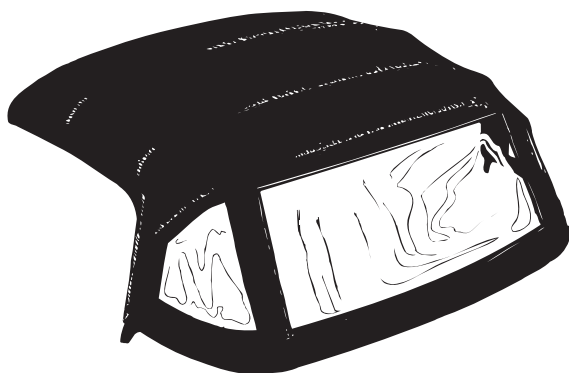
COCKPIT CAPPING TRIM, TR4 soft top

cars only

RFK1920	COCKPIT CAPPING KIT ; includes three chromed cockpit cappings and screws	1
705421	Capping , cockpit, center	1
805119	Capping , cockpit side, L.H.	1
805120	Capping , cockpit side, R.H.	1
RTP604	Screw , securing studs and capping to rear deck	32
	STUDS , soft top attachment	
611666	Stud , soft top, short	14
611670	Stud , soft top, long, located at center of deck; longer stud required as both the soft top and the hood webbing attach to these studs	2

WEATHER EQUIPMENT

CONVERTIBLE TOPS, TR4A ONLY



Note: Printed colours are approximations of actual top materials. Free samples available.

RB2206

Part No.	Description	No. Off	Current Prices on Website
----------	-------------	---------	---------------------------

ROBBINS VINYL TOPS, crushed grain, TR4A

RB2206/B	Top , black	1	
RB2206/W	Top , white	1	
RB2206/Q	Top , bisque; caramel tan	1	
RB2206/T	Top , tan; khaki tan	1	

BRITISH EVERFLEX TOPS, TR4A

RB2206/EVBLK	Top , black	1	
RB2206/EVWHT	Top , white	1	
RB2206/EVBSQ	Top , bisque; caramel tan	1	
RB2206/EVTAN	Top , tan; khaki tan	1	
RB2206/EVCRM	Top , cream; special order	1	
RB2206/EVRED	Top , dark red; special order	1	
RB2206/EVBLU	Top , dark blue; special order	1	
RB2206/EVGRN	Top , green; special order	1	
RB2206/EVGRY	Top , grey; special order	1	

SUNFAST CLOTH TOPS, TR4A

RB2206/SFBLK	Top , black	1	
RB2206/SFTAN	Top , tan	1	
RB2206/SFRED	Top , redberry; special order	1	
RB2206/SFBLU	Top , blue; special order	1	
RB2206/SFCHR	Top , charcoal grey; special order	1	

Robbins Material

Robbins material is high-quality top material made in the U.S. with a grain and look similar to original material used on British cars.

British Everflex Vinyl

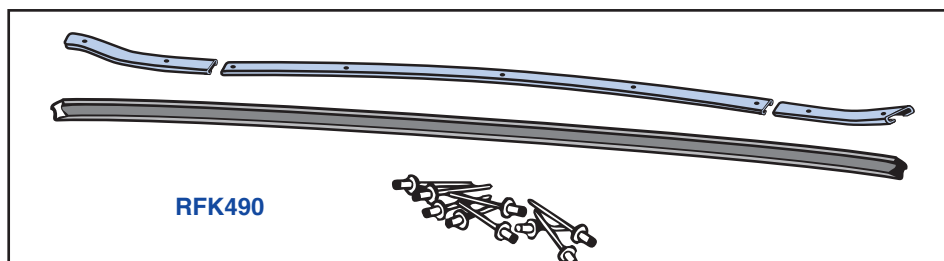
Everflex is the highest quality vinyl material available for British tops and tonneau covers.

Sunfast Canvas Material

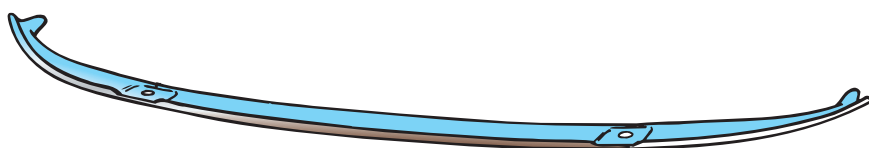
Sunfast is a modern canvas material layered with rubber and cotton backing. Very high quality, long life, resistance to fading, flexible. Classic look.

WEATHER EQUIPMENT


CONVERTIBLE TOPS, TR4A ONLY — Continued



RFK490




808231



812832

RFK495



Part No.	Description	No. Off	Current Prices on Website
----------	-------------	---------	---------------------------

FITTING COMPONENTS, TR4A

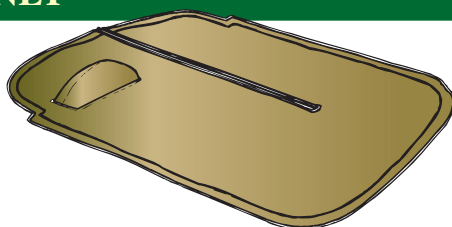
517148	Screw , securing soft top frame to car	6	
RFK814	Stiffener and Hardware Kit , securing soft top to rear of car	1	
812832	Stiffener , without hardware	1	
RFK490	Header Rail Seal and Channel Kit ; front of soft top frame to windscreen frame; includes three channels, seal, and rivets	1	
616187	Seal , rubber, header rail	1	
RFK495	WEBBING STRAP KIT , soft top frame; includes correct webbings, attachment plates, and pop rivets	1	
631970	Webbing Strap ; black; included in RFK495 kit	2	
RFK352	Hardware Kit , webbing plates and pop rivets	1	
808231	Capping , top of windscreen, TR4A soft top cars only	1	

WEATHER EQUIPMENT

TONNEAU COVERS, TR4 ONLY

Note: Printed colours are approximations of actual top materials. Free samples available.

RBTC1205/T



Part No.	Description	No. Off Current Prices on Website
ROBBINS BRAND TONNEAU COVERS,		
	TR4, standard crushed grain vinyl	
RBTC1205/B	Tonneau Cover, black	1
RBTC1205/W	Tonneau Cover, white	1
RBTC1205/Q	Tonneau Cover, bisque; caramel tan	1
RBTC1205/T	Tonneau Cover, tan; khaki tan	1
BRITISH EVERFLEX TONNEAU COVERS,		
	TR4; made by Robbins Auto Tops	
RBTC1205/EVBLK	Tonneau Cover, black	1
RBTC1205/EVWHT	Tonneau Cover, white	1
RBTC1205/EVBSQ	Tonneau Cover, bisque; caramel tan	1
RBTC1205/EVTAN	Tonneau Cover, tan; khaki tan	1
RBTC1205/EVCRM	Tonneau Cover, cream; special order	1
RBTC1205/EVRED	Tonneau Cover, dark red; special order	1
RBTC1205/EVBLU	Tonneau Cover, dark blue; special order	1
RBTC1205/EVGRN	Tonneau Cover, green; special order	1
RBTC1205/EVGRY	Tonneau Cover, grey; special order	1
SUNFAST CLOTH TONNEAU COVERS,		
	TR4; made by Robbins Auto Tops	
RBTC1205/SFBLK	Tonneau Cover, black	1
RBTC1205/SFTAN	Tonneau Cover, tan	1
RBTC1205/SFRED	Tonneau Cover, redberry; special order	1
RBTC1205/SFBLU	Tonneau Cover, blue; special order	1
RBTC1205/SFCHR	Tonneau Cover, charcoal grey; special order	1

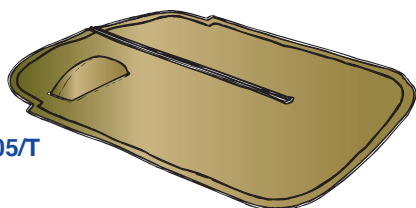
Robbins Material—Robbins material is high-quality top material made in the U.S. with a grain and look similar to original material used on British cars.

British Everflex Vinyl—Everflex is the highest quality vinyl material available for British tops and tonneau covers.

Sunfast Canvas Material—Sunfast is a modern canvas material layered with rubber and cotton backing. Very high quality, long life, resistance to fading, flexible. Classic look.

WEATHER EQUIPMENT

TONNEAU COVERS, TR4A ONLY



RBTC1205/T

Note: Printed colours are approximations of actual top materials. Free samples available.

Part No.	Description	No. Off Current Prices on Website
ROBBINS BRAND TONNEAU COVERS,		
	TR4A, standard crushed grain vinyl	
RBTC1206/B	Tonneau Cover , black	1
RBTC1206/W	Tonneau Cover , white	1
RBTC1206/Q	Tonneau Cover , bisque; caramel tan	1
RBTC1206/T	Tonneau Cover , tan; khaki tan	1
BRITISH EVERFLEX TONNEAU COVERS,		
	TR4A; made by Robbins Auto Tops	
RBTC1206/EVBLK	Tonneau Cover , black	1
RBTC1206/EVWHT	Tonneau Cover , white	1
RBTC1206/EVBSQ	Tonneau Cover , bisque; caramel tan	1
RBTC1206/EVTAN	Tonneau Cover , tan; khaki tan	1
RBTC1206/EVCRM	Tonneau Cover , cream; special order	1
RBTC1206/EVRED	Tonneau Cover , dark red; special order	1
RBTC1206/EVBLU	Tonneau Cover , dark blue; special order	1
RBTC1206/EVGRN	Tonneau Cover , green; special order	1
RBTC1206/EVGRY	Tonneau Cover , grey; special order	1
SUNFAST CLOTH TONNEAU COVERS,		
	TR4A; made by Robbins Auto Tops	
RBTC1206/SFBLK	Tonneau Cover , black	1
RBTC1206/SFTAN	Tonneau Cover , tan	1
RBTC1206/SFRED	Tonneau Cover , redberry; special order	1
RBTC1206/SFBLU	Tonneau Cover , blue; special order	1
RBTC1206/SFCHR	Tonneau Cover , charcoal grey; special order	1

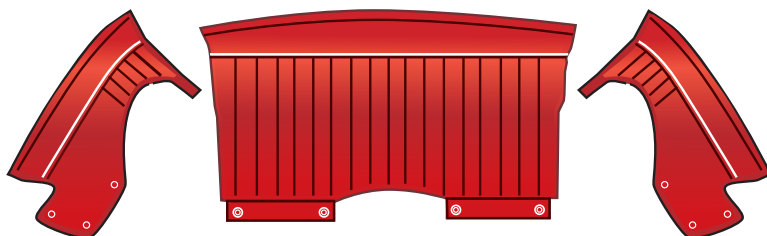
Robbins Material—Robbins material is high-quality top material made in the U.S. with a grain and look similar to original material used on British cars.

British Everflex Vinyl—Everflex is the highest quality vinyl material available for British tops and tonneau covers.

Sunfast Canvas Material—Sunfast is a modern canvas material layered with rubber and cotton backing. Very high quality, long life, resistance to fading, flexible. Classic look.

WEATHER EQUIPMENT

HOOD STOWAGE COVERS, TR4 SOFT TOP MODELS ONLY



RFK999

Part No.	Description	No. Off	Current Prices on Website
----------	-------------	---------	---------------------------

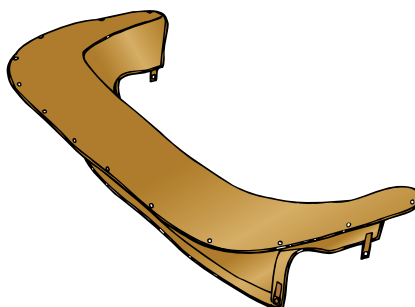
HOOD STOWAGE COVERS, TR4;

three-piece soft cover attached to car under chromed cockpit capping on soft top fitted cars; covers hang down into car and are lifted up and over the sides and back of the car when the hood stick (top frame) is folded down; heat-welded pattern as original

RFK998	Hood Stowage Cover Kit , black with white piping	1	
RFK999	Hood Stowage Cover Kit , red with white piping	1	
RFK1000	Hood Stowage Cover Kit , midnight blue with white piping	1	

HOOD STOWAGE COVERS, TR4A SOFT TOP MODELS ONLY

Made by The Magic Carpet Factory



Part No.	Description	No. Off	Current Prices on Website
----------	-------------	---------	---------------------------

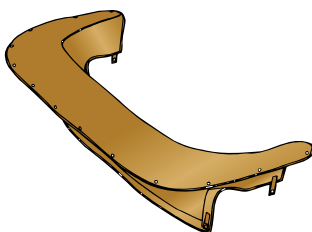
HOOD STOWAGE COVERS, TR4A,

Robbins crushed grain vinyl

708722/BLK	Hood Stowage Cover , black with white piping	1	
708722/WHT	Hood Stowage Cover , white with white piping	1	
708722/BSQ	Hood Stowage Cover , bisque with bisque piping; caramel tan	1	
708722/TAN	Hood Stowage Cover , tan with tan piping; khaki tan	1	

WEATHER EQUIPMENT

HOOD STOWAGE COVERS, TR4A SOFT TOP MODELS ONLY — Continued



Note: Printed colours are approximations of actual top materials. Free samples available.

Part No.	Description	No. Off Current Prices on Website
HOOD STOWAGE COVERS, TR4A,		
British Everflex viny		
708722/EVBLK	Hood Stowage Cover , black with white piping	1
708722/EVWH	Hood Stowage Cover , white with white piping	1
708722/EVBSQ	Hood Stowage Cover , bisque with bisque piping; caramel tan	1
708722/EVTAN	Hood Stowage Cover , tan with tan piping; khaki tan	1
708722/EVCRM	Hood Stowage Cover , cream with cream piping; special order	1
708722/EVRED	Hood Stowage Cover , dark red with white piping; special order	1
708722/EVBLU	Hood Stowage Cover , dark blue with white piping; special order	1
708722/EVGRN	Hood Stowage Cover , green with white piping; special order	1
708722/EVGRY	Hood Stowage Cover , grey with white piping; special order	1
HOOD STOWAGE COVERS, TR4A,		
Sunfast Canvas covers are made with matching cloth piping but a cover with vinyl piping in white or another contrasting colour may be ordered		
708722/SFBLK	Hood Stowage Cover , black	1
708722/SFTAN	Hood Stowage Cover , tan	1
708722/SFRED	Hood Stowage Cover , redberry; special order	1
708722/SFBLU	Hood Stowage Cover , blue; special order	1
708722/SFCHR	Hood Stowage Cover , charcoal grey; special order	1

Robbins Material Robbins material is high-quality top material made in the U.S. with a grain and look similar to original material used on British cars.

British Everflex Vinyl Everflex is the highest quality vinyl material available for British tops and tonneau covers.


Sunfast Canvas Material Sunfast is a modern canvas material layered with rubber and cotton backing. Very high quality, long life, resistance to fading, flexible. Classic look.

WEATHER EQUIPMENT

HARDWARE FOR TOPS, TONNEAU COVERS, AND HOOD STORAGE COVERS—Continued



552650-1




611670



611666



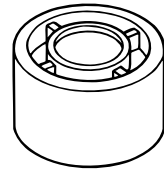
565748



565747




565746



RFT108



611709



611707

Part No.	Description	No. Off	Current Prices on Website
LIFT-THE-DOT SNAPS, TR4			
552650-1	Socket and Cinch Plate, Lift-The-Dot	A/R	
611670	Stud, fitted on soft top webbing, rear deck	2	
611666	Stud, fitted along rear deck	14	
509279	Screw, securing studs	32	
DOT SNAPS AND STUDS, TR4, TR4A			
565747	Button, outer part, metal	A/R	
565748	Socket, inner part, female, metal, silver	A/R	
565746	Stud, metal, silver, male part	A/R	
554407	Pop Rivet, securing studs	A/R	
RFT108	SNAP INSTALLATION TOOL; inexpensive tool for installing snaps listed above; use this tool for DOT snaps; rivets require a pop rivet tool	1	
TONNEAU COVER MOUNTING			
PLATES; fitted to top of dash behind windscreen frame; includes DOT type studs for securing front of tonneau cover			
611707	Tonneau Cover Mounting Plate, center, with two studs	1	
611709	Tonneau Cover Mounting Plate, outer, with single stud	2	

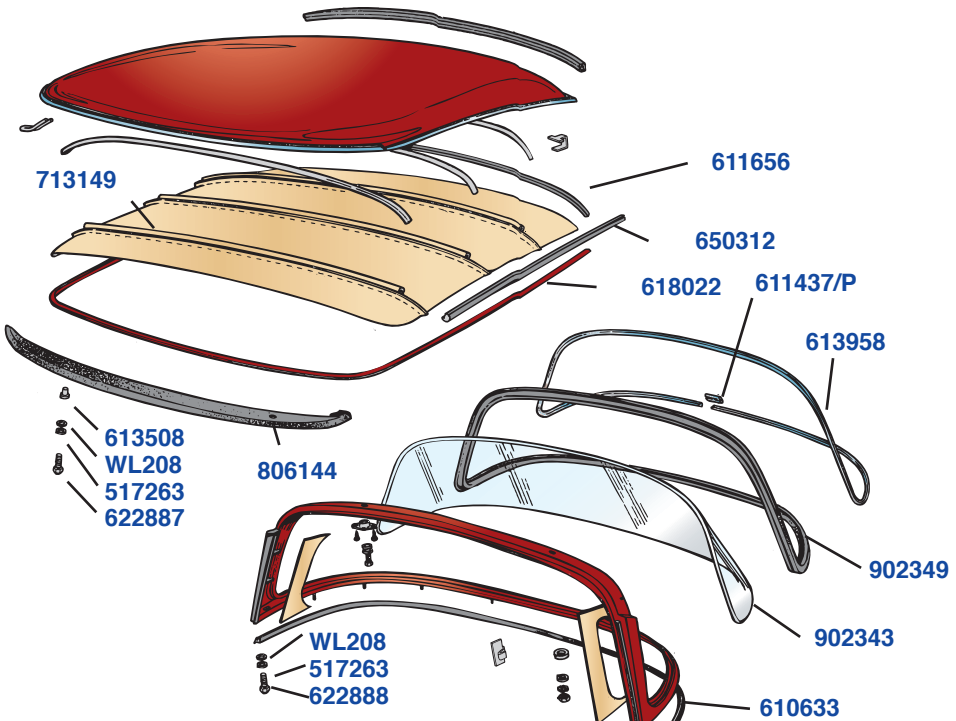
WEATHER EQUIPMENT

FACTORY HARD TOPS, TR4, TR4A

The TR4 and TR4A hard top is often referred to as a "Surrey Top" but correctly speaking, this term applies only to the soft top and frame assembly which may be substituted for the removable hard top center section.

TRF has stocked windows in the past, and we have been working with a glass manufacturer in England to produce them again but progress has been slow so far. If you are interested, put one on backorder, and we will notify you with a price before requiring a firm commitment.

Note that TR4, TR4A hard top seals are listed on pages 146-147



Part No. Description No. Off Current Prices on Website

REAR WINDOW DETAILS

902343	Glass , rear window	1
902349	Rubber Seal , rear window	1
613958	Trim Strip , chromed plastic, rear window	1
611437/P	Joint Clip	1
610633	Rubber Seal , rear window frame to deck	1

HARD TOP CENTER SECTION

713149	Headlining , for hard top section; does not include listing rails, white	1
--------	---	---

HARD TOP SEALS, hard top lid

806144	Rubber Seal , hard top lid to windscreen frame	1
650312	Rubber Seal , hard top lid above doors	2
611656	Rubber Seal , rear edge of hard top lid	1

FUZZY SEALS, around edge of hard top lid

618021	Fuzzy Seal , black	1
618027	Fuzzy Seal , blue	1
618022	Fuzzy Seal , red	1
618023	Fuzzy Seal , tan	1

WEATHER EQUIPMENT

SURREY TOPS, TR4, TR4A



806696



806603

Part No.	Description	No. Off	Current Prices on Website
----------	-------------	---------	---------------------------

SOFT TOP CENTER SECTION SURREY

TOP CONVERSION KITS; includes soft top cover, frame, and fitting hardware; available in black or white; everything required to add the Surrey top soft top to a car already fitted with the rear window frame; on TR4A the 806189 windscreen capping must be fitted to accept the soft top (not included in the conversion kit)

566330	Conversion Kit, black	1	
566458	Conversion Kit, white	1	
806696	Soft Top Section, black; included in 566330 kit	1	
806697	Soft Top Section, white; included in 566458 kit	1	
806603	Frame, for soft top section; included in the 566330 and 566458 conversion kits	1	

SURREY TOP HARDWARE DETAILS

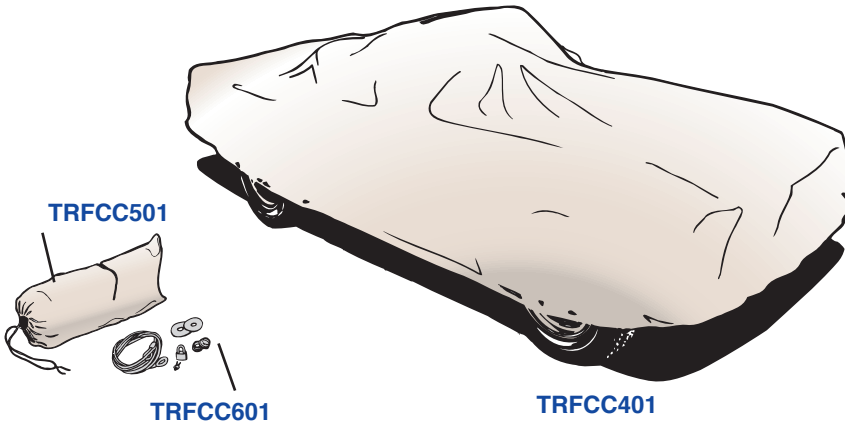
612092	Bush, end	2	
610624	Stud, metal, durable dot type	6	
554407	Rivet, securing stud	6	
706240	Retainer Assembly, rear	1	
	HARDWARE, retainer to backlight frame		
612205	Thumbscrew	2	
511044	Washer, plain	2	
565747	Snap, metal, on cover	2	
565748	Socket, on underside of cover	2	
	HARDWARE, backlight frame to rear deck		
HN2007	Nut, hex	7	
WE607	Washer, shakeproof	7	
WP167	Washer, plain	7	
611947	Washer, plain	7	
	HARDWARE, backlight frame to rear deck side panels		
610080	Stud, fixing	2	
WE607	Washer, shakeproof	2	
WP167	Washer, plain	2	
HN2007	Nut, hex	2	

Note that TR4, TR4A hard top seals are listed on pages 146-147

WEATHER EQUIPMENT

CAR COVERS

“TRF Sells Covercraft Brand Car Covers and Has a Cover Available to Suit Any Need”



TRFCC410

Part No.	Description	No. Off	Current Prices on Website
	POLY-COTTON CAR COVERS; light weight, for indoor use only; universal fit, TR4, TR4A		
TRFCC401	Car Cover, poly-cotton	1	
	TECHNALON ALL-WEATHER CAR COVERS; three-ply, for indoor or outdoor use, TR4, TR4A		
TRFCC410	Car Cover, Technalon; universal fit	1	
TRFCC111	Car Cover, Technalon; custom fitted	1	
	FLANNEL-LINED CAR COVERS, indoor use only, custom fit, TR4, TR4A		
TRFCC102	Car Cover, flannel-lined	1	
	STOWAGE BAGS AND LOCKS		
TRFCC501	Storage Bag, car cover	1	
TRFCC601	Cable and Lock Set	1	

WEATHER EQUIPMENT

BRIGHTLY COLOURED CAR COVERS

“Available in Eight Vibrant Colours”

In the Spring of 2007, TRF added a range of Covercraft Weather Shield car covers in bright colours. Weather Shield car covers are very highly rated in a number of categories and are suitable for both indoor or outdoor use. They have very good resistance to rain and snow, tree sap, UV, dirt and dust, and bird poop...



Note: color swatches were scanned and do not represent accurate colour.

Part No. Description No. Off Current Prices on Website

BRIGHTLY COLOURED CAR COVERS, custom fit

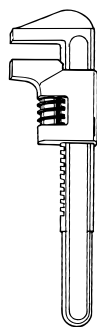
CCC102/BRG	Car Cover , British racing green	1
CCC102/RED	Car Cover , bright red	1
CCC102/BLK	Car Cover , black	1
CCC102/YEL	Car Cover , bright yellow	1
CCC102/DBL	Car Cover , bright blue	1
CCC102/LBL	Car Cover , light blue	1
CCC102/GRY	Car Cover , grey	1
CCC102/BTN	Car Cover , British tan	1

TOOLS

FACTORY TOOLS



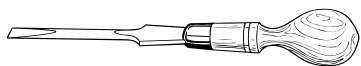
24731



113228



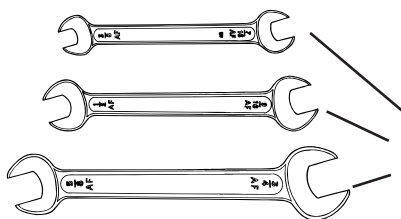
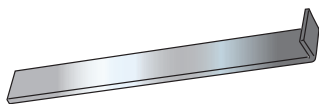
146366



108674



119257

109316
109318
109317

118971



52203



500905

Part No.	Description	No. Off	Current Prices on Website
----------	-------------	---------	---------------------------

TOOL POUCHES

24731	Tool Roll , black vinyl with shoe string tie; seems to be original for TR4 and TR4A	1	
-------	--	---	--

146366	Tool Roll , blue vinyl with embossed Triumph shield emblem and snap enclosure; may have been used on some TR4A's	1	
--------	---	---	--

OPEN-END WRENCHES, "Superslim"

109316	Spanner , 3/8-inch and 7/16-inch	1	
--------	---	---	--

109318	Spanner , 1/2-inch and 9/16-inch	1	
--------	---	---	--

109317	Spanner , 5/8-inch and 3/4-inch	1	
--------	--	---	--

MISCELLANEOUS TOOLS

108674	Screwdriver , with wooden handle	1	
--------	---	---	--

113228	Adjustable Spanner	1	
--------	---------------------------	---	--

119257	Grease Gun	1	
--------	-------------------	---	--

118971	Removal Tool , headlamp rim	1	
--------	------------------------------------	---	--


52203	Removal Tool , tire valve core	1	
-------	---------------------------------------	---	--

500905	Distributor Tool ; Lucas screwdriver with feeler gauge	1	
--------	---	---	--

Section Continues On Next Page

TOOLS

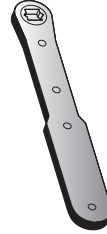
FACTORY TOOLS—Continued




109319




132742



110775




110774/L



212677/UP



212677



UKC4389

Part No.	Description	No. Off	Current Prices on Website
----------	-------------	---------	---------------------------

TUBE SPANNERS

109319	Tube Spanner , .50-inch and .56-inch	1	
109320	Tube Spanner , spark plugs	1	
132742	Tommy Bar , for turning tube spanners	1	

JACK AND RATCHET, TR4 only

110774/L	Lifting Jack , painted red	1	
110775	Ratchet Handle , for jack	1	


SCISSORS JACK AND HANDLE, TR4A

212677	Jack Assembly , dip-painted black	1	
212677/UP	Jack Assembly , unpainted to allow you to paint it a different colour or to do a concours type paint job	1	
UKC4389	Crank Handle , for lifting jack; black powder coat finish	1	

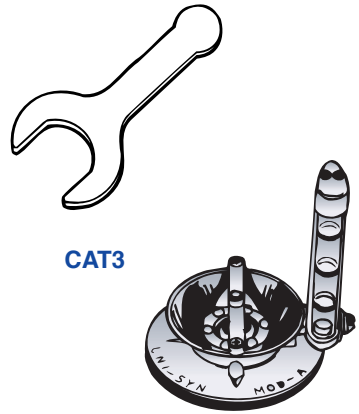
TOOLS

SERVICE TOOLS

“The Right Tools for Doing the Job”

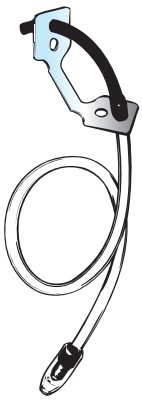


GUCT500



CAT3

CAT2



GIT20



RFT112



RFN1425

Part No.	Description	No. Off	Current Prices on Website
----------	-------------	---------	---------------------------

CARBURETTOR ADJUSTING TOOLS

CAT2	Unisyn Air Flow Meter; for synchronizing multiple carbs	1	
CAT3	Wrench, adjusting, SU H6 carbs	1	
GUCT500	Colortune Tune-up Kit; allows you to set your fuel mixture by observing the colour of combustion inside your cylinders	1	

BRAKE BLEEDING TOOLS

GIT20	Visi-bleed; Girling one-person bleeding system	1	
RFT112	Eezi-bleed, one-person bleeding system using air pressure from a spare tire	1	
RFN1425	Bottle, brake bleeder, 16 ounce bottle; includes cap, hose, and lanyard for keeping it in place while in use	1	


TOOLS

WIRE WHEEL TOOLS

"You're Thor...?"




RFT127



CCP1098



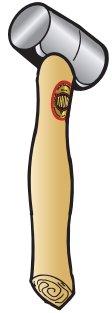
AHH5839



108450



C27290



RFT107



WWSB183



RFT132

Part No.	Description	No. Off	Current Prices on Website
----------	-------------	---------	---------------------------

WIRE WHEEL TOOLS

THOR HAMMERS

108450	Thor Hammer , smaller size, two copper faces, Triumph type	1	
C27290	Thor Hammer , larger size, one copper face and one leather face, Jaguar type	1	
RFT107	Thor Hammer , smaller size, with lead head	1	

WRENCHES


AHH5839	Knock-off Wrench , for octagonal knock-offs	1	
CCP1098	Knock-off Wrench , for eared knock-offs; made with laminated wood to project your nuts	1	
RFT122	Knock-off Wrench , long-handled, for two eared-nuts	1	
RFT123	Knock-off Wrench , long-handled, for octagonal nuts	1	
WWSB183	Cleaning Brush , spokes	1	
RFT127	Accu-Gauge Tire Pressure Gauge ; high-quality pressure gauge with a hose and the ability to bleed off air to adjust tire pressures accurately	1	

TOOLS

COIL SPRING COMPRESSORS

“The Safe Way to Compress Your Front Springs”

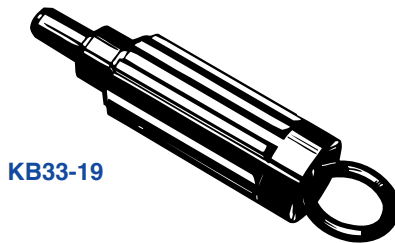
TRF’s spring compressor tools are made based on the factory tools. After removing the front shock absorber, a threaded rod is fitted up through the center of the spring in place of the shock absorber. A special plate is then placed under the spring pan and a nut is used to compress the spring. The hardware securing the spring pan to the lower wishbones is removed, and the nut on the lower portion of the rod is loosened allowing the operator to safely release the tension of the coil spring.



RFT102

Part No.	Description	No. Off	Current Prices on Website
SPRING COMPRESSORS			
RFT102	Spring Compressor Tool , TR2, TR3, TR4	1	
RFT103	Spring Compressor Tool , TR4A, TR250, TR6	1	
RFT104	Spring Compressor Tool , TR2, TR3, TR4, TR4A, TR250, TR6; includes both bottom plates to service all of the models listed	1	

CLUTCH ALIGNMENT



KB33-19

Part No.	Description	No. Off	Current Prices on Website
CLUTCH ALIGNMENT TOOL			
KB33-19	Clutch Alignment Tool , TR4, TR4A	1	

HARDWARE

BRITISH HARDWARE CATALOGUE

“Not the Stuff You Can Find at the Local Hardware Store”

TRF takes hardware seriously. Part of the enjoyment of what we do is to find or produce the correct hardware for the application. We buy most of our hardware from reputable sources in England so that what you get is correct for your car.



Set Screw



Bolt



Hex Nut



Jam Nut



Slotted Nut

Thin Nyloc
NutThick
Nyloc NutLock
WasherPlain
WasherCotter
PinSupergrip
Hose Clip

Part No.	Description	No. Off	Current Prices on Website
----------	-------------	---------	---------------------------

SET SCREWS, hex head, U.N.F. threads; set screws are threaded all the way up to the heads



SET SCREWS, 1/4-inch diameter;
7/16-inch wrench size

HU704	Screw , set, 1/2-inch length	A/R
HU705	Screw , set, 5/8-inch length	A/R
HU706	Screw , set, 3/4-inch length	A/R
HU706P	Screw , set, 3/4-inch length, pointed end	A/R

HU707	Screw , set, 7/8-inch length	A/R
HU708	Screw , set, 1-inch length	A/R



SET SCREWS, 5/16-inch diameter,
1/2-inch wrench size

HU806	Screw , set, 3/4-inch length	A/R
HU807	Screw , set, 7/8-inch length	A/R
HU808	Screw , set, 1-inch length	A/R
HU809	Screw , set, 1 1/8-inch length	A/R
HU810	Screw , set, 1 1/4-inch length	A/R







SET SCREWS, 3/8-inch diameter,
9/16-inch wrench size

HU906	Screw , set, 3/4-inch length	A/R
HU907	Screw , set, 7/8-inch length	A/R
HU908	Screw , set, 1-inch length	A/R
HU909	Screw , set, 1 1/8-inch length	A/R
HU910	Screw , set, 1 1/4-inch length	A/R
HU912	Screw , set, 1 1/2-inch length	A/R
HU916	Screw , set, 2-inch length	A/R

Section Continues On Next Page







HARDWARE

BRITISH HARDWARE CATALOGUE—Continued

Part No.	Description	No. Off	Current Prices on Website
	BOLTS , hex head, U.N.F. threads; bolts are threaded only part way up		
	BOLTS , 1/4-inch diameter; 7/16-inch wrench size		
HB708	Bolt , 1-inch length	A/R	
HB709	Bolt , 1 1/8-inch length	A/R	
HB710	Bolt , 1 1/4-inch length	A/R	
HB711	Bolt , 1 3/8-inch length	A/R	
HB712	Bolt , 1 1/2-inch length	A/R	
HB716	Bolt , 2-inch length	A/R	
HB720	Bolt , 2 1/2-inch length	A/R	
	BOLTS , 5/16-inch diameter, 1/2-inch wrench size		
HB808	Bolt , 1-inch length	A/R	
HB810	Bolt , 1 1/4-inch length	A/R	
HB812	Bolt , 1 1/2-inch length	A/R	
HB814	Bolt , 1 3/4-inch length	A/R	
HB816	Bolt , 2-inch length	A/R	
HB818	Bolt , 2 1/4-inch length	A/R	
HB820	Bolt , 2 1/2-inch length	A/R	
HB822	Bolt , 2 3/4-inch length	A/R	
HB824	Bolt , 3 inch length	A/R	
	BOLTS , 3/8-inch diameter, 9/16-inch wrench size		
HB912	Bolt , 1 1/2-inch length	A/R	
HB914	Bolt , 1 3/4-inch length	A/R	
HB916	Bolt , 2-inch length	A/R	
HB918	Bolt , 2 1/4-inch length	A/R	
HB920	Bolt , 2 1/2-inch length	A/R	
HB922	Bolt , 2 3/4-inch length	A/R	
HB924	Bolt , 3-inch length	A/R	
HB928	Bolt , 3 1/2-inch length	A/R	
HB932	Bolt , 4-inch length	A/R	
	NUTS , hex; U.N.F. threads		
HN2005	Nut , no. 10	A/R	
HN2007	Nut , 1/4-inch diameter; 7/16-inch wrench size	A/R	
HN2008	Nut , 5/16-inch diameter, 1/2-inch wrench size	A/R	
HN2009	Nut , 3/8-inch diameter, 9/16-inch 9/16-inch wrench size	A/R	
HN2010	Nut , 7/16-inch diameter, 5/8-inch wrench size	A/R	

HARDWARE

BRITISH HARDWARE CATALOGUE—Continued

Part No.	Description	No. Off	Current Prices on Website
	JAM NUTS , hex; U.N.F. threads		
JN2107	Nut , jam, 1/4-inch diameter; 7/16-inch wrench size	A/R	
JN2108	Nut , jam, 5/16-inch diameter, 1/2-inch wrench size	A/R	
JN2109	Nut , jam, 3/8-inch diameter, 9/16-inch wrench size	A/R	
	SLOTTED NUTS , hex; U.N.F. threads		
LN2209	Nut , slotted, 3/8-inch diameter	A/R	
LN2210	Nut , slotted, 7/16-inch diameter	A/R	
LN2211	Nut , slotted, 1/2-inch diameter	A/R	
LN2212	Nut , slotted, 9/16-inch diameter	A/R	
	THIN NYLOC NUTS , hex, U.N.F. threads		
TN3207	Nut , thin nyloc, 1/4-inch diameter	A/R	
TN3208	Nut , thin nyloc, 5/16-inch diameter	A/R	
TN3209	Nut , thin nyloc, 3/8-inch diameter	A/R	
TN3210	Nut , thin nyloc, 7/16-inch diameter	A/R	
TN3211	Nut , thin nyloc, 1/2-inch diameter	A/R	
TN3212	Nut , thin nyloc, 9/16-inch diameter	A/R	
	THICK NYLOC NUTS , hex; U.N.F. threads		
YN2907	Nut , full nyloc, 1/4-inch diameter	A/R	
YN2908	Nut , full nyloc, 5/16-inch diameter	A/R	
YN2909	Nut , full nyloc, 3/8-inch diameter	A/R	
YN2910	Nut , full nyloc, 7/16-inch diameter	A/R	
YN2911	Nut , full nyloc, 1/2-inch diameter	A/R	
YN2912	Nut , full nyloc, 9/16-inch diameter	A/R	
	LOCK WASHERS		
WL205	Washer , lock, no. 10	A/R	
WL207	Washer , lock, 1/4-inch	A/R	
WL208	Washer , lock, 5/16-inch	A/R	
WL209	Washer , lock, 3/8-inch	A/R	
WL210	Washer , lock, 7/16-inch	A/R	
WL211	Washer , lock, 1/2-inch	A/R	
	PLAIN WASHERS ; standard sizes		
WP5	Washer , plain, no. 10 I.D.	A/R	
WP7	Washer , plain, 1/4-inch I.D.	A/R	
WP8	Washer , plain, 5/16-inch I.D.	A/R	
WP9	Washer , plain, 7/16-inch I.D.	A/R	
WM57	Washer , plain, 1/4-inch ID, 3/4-inch O.D.	A/R	

Section Continues On Next Page

HARDWARE

BRITISH HARDWARE CATALOGUE—Continued

Part No.	Description	No. Off	Current Prices on Website
----------	-------------	---------	---------------------------

**COTTER PINS;** split pins

PC5	Pin , cotter, 1/16-inch diameter, 7/16-inch length	A/R
PC7	Pin , cotter, 1/16-inch diameter, 1/2-inch length	A/R
PC8	Pin , cotter, 1/16-inch diameter, 5/8-inch length	A/R
PC9	Pin , cotter, 3/32-inch diameter, 3/4-inch length	A/R
PC10	Pin , cotter, 3/32-inch diameter, 7/8-inch length	A/R
PC11	Pin , cotter, 3/32-inch diameter, 1-inch length	A/R
PC18	Pin , cotter, 3/32-inch diameter, 1-1/8-inch length	A/R
PC20	Pin , cotter, 1/8-inch diameter, 1-inch length	A/R
PC12	Pin , cotter, 1/8-inch diameter, 1-1/8-inch length	A/R
PC13	Pin , cotter, 1/8-inch diameter, 1-1/4-inch length	A/R
PC15	Pin , cotter, 1/8-inch diameter, 1 5/8-inch length	A/R

**SUPERGRIP HOSES CLIPS;** original British

wire hoses clips with screw and nut

CS4009	Clip , hose, 9/16-inch diameter	A/R
CS4012	Clip , hose, 3/4-inch diameter	A/R
CD4017	Clip , hose, 1 1/6-inch diameter	A/R
CS4020	Clip , hose, 1 1/4-inch diameter	A/R
CS4024	Clip , hose, 1 1/2-inch diameter	A/R
CS4029	Clip , hose, 1 13/16-inch diameter	A/R
CS4032	Clip , hose, 2-inch diameter	A/R
CS4038	Clip , hose, 2-3/8-inch diameter	A/R

CONSUMABLES



GILMA



SBF32



CAGL4



CAWB1



TRFC111



TRFC101



TRFC102

BRAKE AND CLUTCH FLUIDS

Part No.	Description	No. Off	Current Prices on Website
GILMA	Castrol Brake and Clutch Fluid , as recommended by Girling, 12 ounce bottle	A/R	
SBF32	Silicone Brake and Clutch Fluid , 32 ounce bottle	A/R	

CASTROL BRAND OIL AND GREASE

“Genuine Castrol Brand Oil and Grease Available at TRF”

Part No.	Description	No. Off	Current Prices on Website
CAGL4	Castrol Hypoy GL4 Gear Oil ; for diff, gearbox, and steering rack, one quart bottle	A/R	
CAWB1	Castrol Wheel Bearing Grease , 16 ounce resealable tub	A/R	
CAMP1	Castrol Multi-purpose Grease ; for standard cartridge grease gun	A/R	

3M BRAND ADHESIVES

Part No.	Description	No. Off	Current Prices on Website
TRFC102	Black Weatherstrip Adhesive , 5 ounce	A/R	
TRFC101	Trim Adhesive , 16 ounce aerosol can	A/R	
TRFC111	Contact Cement , 32 ounce can	A/R	
TRFC112	Cleaning Solvent , 32 ounce can	A/R	

Please note: Adhesives cannot be shipped to California or to international destinations

Section Continues On Next Page


CONSUMABLES



TRFC103



TRFC109



ZDDP101

NOVUS PLASTIC POLISHES

“Remove Scratches from Plastic Windows and Parts; Works Great”

Part No.	Description	No. Off	Current Prices on Website
TRFC108	Novus 1 Polish; cleans and protects new plastic windows	A/R	
TRFC109	Novus 2 Polish; cleans dirty windows, removes light scratches	A/R	
TRFC135	Novus 3 Polish; removes heavier scratches	A/R	

LOCTITE THREADLOCKER

Part No.	Description	No. Off	Current Prices on Website
TRFC103	Loctite-brand Threadlocker, no. 242 blue; remove with normal hand tools, .20 ounce tube	A/R	

ZDDPlus ENGINE OIL ADDITIVE MAY SAVE YOUR ENGINE

Zinc and phosphorous are now being removed from engine oils. “SL” oils still retain some zinc and phosphorous, and “SM” oils may be hazardous to your engine’s health. New car manufacturers have compensated for low levels of zinc and phosphorous by fitting roller tappets and low valve spring pressures, but zinc and phosphorous are critical to long life of camshafts and tappets in engines with flat valve tappets. If you don’t know, all of the engines serviced by TRF use flat valve tappets.

You can replace the zinc and phosphorous when you perform an oil change by adding a 4 oz. bottle of ZDDPlus for every four or five quarts of oil.

Part No.	Description	No.Off	Current Prices on Website
ZDDP101	ZDDPlus Engine Oil Additive; restores levels of zinc and phosphorous required for long life of engines with flat valve tappets	A/R	

Section Continues On Next Page

CONSUMABLES



RAGG TOPP CONVERTIBLE TOP CLEANER

“Safely Removes the Toughest Roof Soils and Stains”

RAGG TOPP cleaner is designed for use with water to clean road film, dirt, and stains from your convertible top. This cleaner is formulated for both vinyl and fabric convertible tops. It is said to remove the toughest stains safely. The cleaner does not harm painted finishes, and it retards accumulations of grease, dirt, and the growth of mildew. RAGG TOPP cleaner comes highly recommended by the major manufacturer of convertible top materials in the U.S.A.

Part No.	Description	No.Off	Current Prices on Website
TRFC301	Convertible Top Cleaner, RAGG TOPP brand, 16 oz. trigger bottle	A/R	

RAGG TOPP PROTECTANT FOR FABRIC TOPS

“Renews and Extends Life of Fabric Tops and Tonneau Covers”

RAGG TOPP protectant is designed to keep new tops and tonneau covers looking like new for a longer time. It also extends the life of older tops that have been neglected. RAGG TOPP protectant also restores maximum water repellancy to your fabric convertible top. This product contains no silicone...

Part No.	Description	No.Off	Current Prices on Website
TRFC302	Fabric Top Protectant, RAGG TOPP brand, 14 oz. aerosol can	A/R	

RAGG TOPP VINYL TOP PROTECTANT

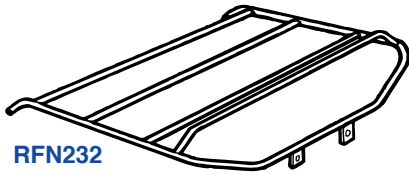
“Maximum UV Protection with Easy to Apply Formula”

Spray protectant onto clean top or tonneau cover, and dry with a clean towel or rag. This patented product leaves behind a protective coating that guards against UV fading, hardening, or cracking. Apply every three to five weeks from trigger bottle for maximum protection of your expensive vinyl top or tonneau cover...


Part No.	Description	No.Off	Current Prices on Website
TRFC303	Vinyl Top Protectant, RAGG TOPP brand, 16 oz. trigger bottle	A/R	

ACCESSORIES AND NOVELTIES

LUGGAGE RACKS



RFN232




AM5303

Part No.	Description	No. Off	Current Prices on Website
RFN232	Luggage Rack , TR4, TR4A; replica of original design, chromed; no drilling required, fits under hinges and license plate bracket	1	
AM5303	Luggage Rack , TR4, TR4A; bolt-on type requiring holes to be drilled, chromed; replica of Amco rack offered as an option when the cars were new	1	

TRIUMPH TUCK BOXES

“TRF TUCK BOXES COMMEMORATE the TRIUMPH TEAM PRIZE AT LeMANS in 1961”

These special tuck boxes commemorate the 1961 LeMans race where Triumph won the coveted Georges Durand trophy for the highest placing team of cars. Ostensibly, TRF’s tuck boxes are replicas of boxes used for carrying spare parts to LeMans. Actually, you can use them to lock up your goodies at school, to store your race car parts, to keep your tools safe, to hide your sweaters, or for anything else that you like. Boxes are made of heavy-duty plywood and fitted with strong hinges, hasps, and side handles. They are painted in battle-ship grey and screened in blue with Triumph logos and LeMans insignia. Tuck boxes are made to order. Allow a few weeks if you need one for a special occasion, and let us know the date of the occasion when you order...

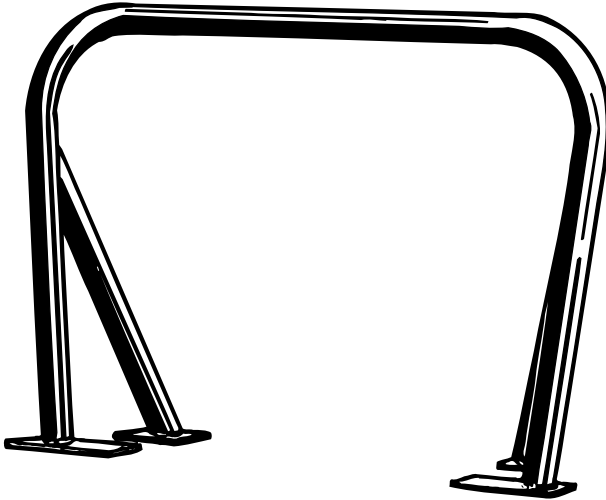


Part No.	Description	No. Off	Current Prices on Website
RFN400	Triumph Tuck Box , 25 in. x 19 in. x 12 in. (approx. size); plywood box, painted grey, with side handles, hinges, hasp; Triumph shield emblem, etc. as marked	A/R	NLS

ACCESSORIES AND NOVELTIES

ROLL-OVER BARS

No claims are made with regard to effectiveness in a crash situation



TRFCD40

Part No.	Description	No. Off	Current Prices on Website
TRFCD40	Roll-over Bar , street type	1	
TRFCD42	Cover/Pad , roll-over bar	1	

GEAR SHIFT KNOBS

“Lots to Choose From”



TRF8226-7



TRF8326-7



148870

Part No.	Description	No. Off	Current Prices on Website
ACCESSORY GEAR SHIFT KNOBS			
TRF8226-7	Gearshift Knob , walnut, with Triumph shield emblem	1	
TRF8326-7	Gearshift Knob , black vinyl, with Triumph shield emblem	1	
ORIGINAL GEAR SHIFT KNOB as fitted to TR250, TR6, can be used on TR4 and TR4A			
148870	Gearshift Knob , leather covered, with silver shift pattern; nice upgrade	1	

ACCESSORIES AND NOVELTIES


KEY FOBS

“Made Exclusively for TRF in Birmingham, England”

TRF’s car badge key fobs are made exclusively for us by a car badge manufacturer in Birmingham, England, where badges for Rolls Royce, Jaguar, Lotus, Aston-Martin, and other fine British cars have been made since the beginnings of the motor industry. Badges are hand-fired cloisonné on chromed metal. Fobs are top grain black leather with the Roadster Factory address and phone numbers stamped on the back in gold. The Roadster Factory stocks separate key fobs for each Triumph model and for MG. The key fobs specific to the TR4 and TR4A are listed here.




RFN3



RFN31



RFN32



RFN23

Part No.	Description	No. Off	Current Prices on Website
RFN30	Key Fob , TR4 bonnet badge in blue and white	1	
RFN31	Key Fob , TR4 trunk badge in chrome on black	1	
RFN32	Key Fob , Triumph world badge; like the TR4A bonnet badge	1	
RFN23	Key Fob , The Roadster Factory British flag emblem	1	

NATIONALITY STICKERS AND FLAGS




RFN124



RFN125



RFN126



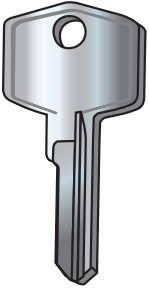
RFN127

Part No.	Description	No. Off	Current Prices on Website
RFN124	Nationality Badge Sticker , Great Britain, GB	A/R	
RFN125	Nationality Badge Sticker , United States, USA	A/R	
RFN126	Flag Sticker , Union Jack	A/R	
RFN127	Flag Sticker , United States	A/R	

ACCESSORIES AND NOVELTIES

KEY BLANKS

“Don’t Wait Until You Lose Your Last Remaining Key”




TRFKB101

Part No.



TRFKB102

Description



RFN259



KBFP1

No. Off



KBFS1

Current Prices on Website

ORIGINAL STYLE KEY BLANKS,

nickel plated

TRFKB102	Stock Key Blank , for locks coded “FP”	A/R
TRFKB101	Stock Key Blank , for locks coded “FS”	A/R

BRASS KEY BLANKS; longer key with Triumph shield

RFN259	Brass Key Blank , for locks coded “FP”	A/R
RFN257	Brass Key Blank , for locks coded “FS”	A/R

ORIGINAL PRE-CUT WILMONT

BREEDON KEYS; available in FS and FP codes, phone 800 234-1104 with your key numbers to check stock, nearly all numbers available. For a complete listing of all pre-cut keys, [please click here](#).

LOCK SETS WITH MATCHING KEYS



RFK1557

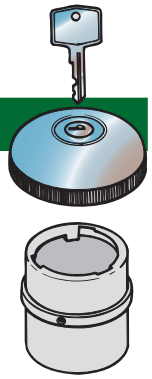
Part No.	Description	No. Off	Current Prices on Website
RFK1557	Lock Set , with matching keys; includes lock barrels for door handles, trunk handle with lock, ignition lock barrel, and glovebox lock	1	

ACCESSORIES AND NOVELTIES


LOCKING FUEL CAP

Part No.	Description	No. Off Current Prices on Website
571086	Locking Fuel Cap, chromed finish, with keys	1


571086



LICENSE PLATES AND FRAMES



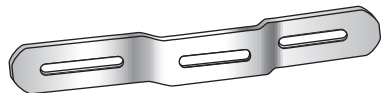
LP2



RFN203



LP3



LP11

Part No.	Description	No. Off Current Prices on Website
LP2	License Plate, British Flag, metal	A/R
LP3	Nationality Plate, GB, oval, metal, black and white	A/R
RFN203	License Plate Frame, chromed, die-cast	A/R
LP11	Bracket, rear license plate, as used on most Triumph models	A/R

TRIUMPH PARKING SIGN

“Great Way to Mark Your Territory”

Part No.	Description	No. Off Current Prices on Website
RFN26	Sign, “Triumph Parking Only,” red on white	A/R



RFN26

ACCESSORIES AND NOVELTIES

ENGLISH CAR BLANKETS

“Keep One in Your TR For Chilly Evenings and Unexpected Opportunities”



RFN1200
Black
Watch
tartan

RFN1202 Dress Gordon tartan



RFN1201 Red Fraser tartan



Part No.	Description	No. Off	Current Prices on Website
----------	-------------	---------	---------------------------

ALL WOOL PLAID BLANKETS, with

fringed end, 54 inches by 72 inches

RFN1200	Blanket , Black Watch tartan, navy and dark green	A/R
RFN1201	Blanket , Red Fraser tartan, red, blue, and green	A/R
RFN1202	Blanket , Dress Gordon tartan, blue, green, yellow, and white	A/R

TRIUMPH BASEBALL CAPS

“A Ball Cap You’ll Be Proud to Wear Anywhere”

These caps are 100% cotton with a fashionable low profile, size adjustment is made by a small metal buckle on the back. The Triumph logo is embroidered using 6,000 to 8,000 stitches to produce each cap.



Part No.	Description	No. Off	Current Prices on Website
----------	-------------	---------	---------------------------

RFN83/NVY	Baseball Cap , navy	A/R
RFN83/BLK	Baseball Cap , black	A/R
RFN83/RED	Baseball Cap , red	A/R
RFN83/STN	Baseball Cap , stone	A/R

ACCESSORIES AND NOVELTIES

TRIUMPH T-SHIRTS – CLASSIC MARQUE


“Suitable for All Occasions”

Classic Marque shirts for summer car shows, club meetings, vintage races, and daily wear. Our heavy-weight, all cotton T-shirts look great with khakis, jeans, or shorts. Best-quality silk screening. Available in small through double extra large in five different colours...



Part No.	Description	No. Off	Current Prices on Website
RFN452	T-shirt , navy with white logo	A/R	
RFN453	T-shirt , grey with navy logo	A/R	
RFN513	T-shirt , dark green with white logo	A/R	
RFN451	T-shirt , white with navy logo	A/R	
RFN530	T-shirt , red with white logo	A/R	

JACKET PATCHES

“Embroidered Jacket Patches Made in England”

Part No.	Description	No. Off	Current Prices on Website
RFN963	Jacket Patch , Triumph world	A/R	
RFN964	Jacket Patch , Triumph shield	A/R	
RFN994	Jacket Patch , Triumph Laurel wreath	A/R	
RFN965	Jacket Patch , Union Jack	A/R	
RFN197	Jacket Patch , “TRF Racing”	A/R	

ACCESSORIES AND NOVELTIES

BRITISH CAR CLUB BADGES

“Whenever two Brits get together, what do they do? They start a club, of course...”



RFN361



RFN362



RFN369



RFN950



RFN952



RFN911



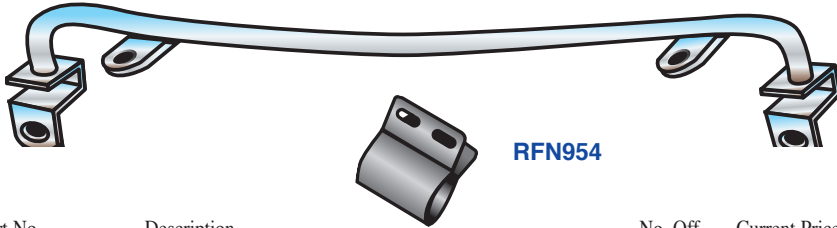
RFN801

Part No.	Description	No. Off	Current Prices on Website
RFN362	Car Badge , Triumph Sports Owners Association, black and red on chrome	A/R	
RFN361	Car Badge , Triumph Sports Owners Association, blue and white on chrome	A/R	
RFN369	Car Badge , Automobile Association, Great Britain	A/R	
RFN952	Car Badge , Royal Automobile Club; RAC badge	A/R	
RFN950	Car Badge , “Ecurie Ecosse.” badge of great historical significance, especially to those of Scottish heritage or interest	A/R	
RFN911	Car Badge , “TRF Car Club—Formed 1997,” heavy metal badge; red and blue cloisonné on silver; available to members only	A/R	
RFN801	Car Badge , “The Coventry Motoring & Aviation Society, 1935;” five colours of cloisonné enamel; available to members only	A/R	

ACCESSORIES AND NOVELTIES

BADGE BARS

At the time of this writing, we have not been able to locate any suppliers who offer badge bars for the TR4 or the TR4A. We are listing numbers for them here and will update the status should the situation change in the future.



Part No.	Description	No. Off	Current Prices on Website
BADGE BARS			
RFN157	Badge Bar , TR4	1	
RFN158	Badge Bar , TR4A	1	
BADGE BAR CLIPS			
RFN955	Badge Clip , stainless, 1-inch	A/R	
RFN956	Badge Clip , chromed, Desmo, 3/4-inch	A/R	

MOUSE PADS

*“Have One at Work and
One at Home for When
You Enter Your TRF
Web Orders...”*



Part No.	Description	No. Off	Current Prices on Website
RFN957	Mouse Pad , Union Jack	A/R	
RFN958	Mouse Pad , Triumph world emblem	A/R	

UNION JACK BANDANNAS

“Hundreds of Uses...”

Part No.	Description	No. Off	Current Prices on Website
RFN1	Bandanna , all-cotton, Union Jack design, 21 x 21 inches	A/R	




BOOKS AND PUBLICATIONS


WORKSHOP MANUALS

“Nobody Should be Without One”

Two excellent workshop manuals are available for the TR4 and TR4A models. The factory workshop manual is an exact reprint of the factory shop manuals. The Haynes manual is based on the factory manuals but is written more for the do-it-yourself mechanic. One or both would be of great use to you.



RBTR4



HA28

Part No.	Description	No. Off	Current Prices on Website
RBTR4	Factory Workshop Manual , as used by dealer mechanics	1	
HA28	Haynes Workshop Manual , excellent shop manual based on factory manual	1	

FACTORY SPARE PARTS CATALOGUES

“Used by Triumph dealers; lists every part, includes exploded diagrams”

510978

514837



Part No.	Description	No. Off	Current Prices on Website
510978	Spare Parts Catalogue , TR4 models	1	
514837	Spare Parts Catalogue , TR4A models	1	


OWNER'S HANDBOOKS

“Just Like the Handbooks Found in Your TR4 or TR4A When You Bought it New”



510326


512916




Part No.	Description	No. Off	Current Prices on Website
510326	Owner's Handbook , TR4	1	
512916	Owner's Handbook , TR4A	1	

BOOKS AND PUBLICATIONS

CARBURETTOR REBUILDING



RFP513




RFP500

Part No.	Description	No. Off	Current Prices on Website
RFP513	SU Carburettor High-Performance Manual , by Des Hammill	1	
RFP500	Haynes Workshop Manual ; covers SU, Zenith-Stromberg, and Weber Carbs	1	


BOOKS AND PUBLICATIONS

COMPETITION PREPARATION MANUALS


“Books by Famous Triumph Racer Kas Kastner”



RFP2



RFP625




RFP701


Part No.	Description	No. Off Current Prices on Website
RFP2	Competition Preparation Manual, the original publication, 45 pages, soft bound	1
RFP625	“Kas Kastner’s Triumph Preparation Handbook,” published in 2003; 272 pages, spiral original bound; compilation of information found in the Competition Preparation Manuals published in the 1960’s and 1970’s including new information and background of The Competition Department and the cars Kas prepared for it.	1
RFP701	“Kas Kastner’s Historical & Technical Guide for Triumph Cars,” published in 2005; 215 pages, spiral bound; second book in the series focusing on current preparation of cars of the cars for vintage racing; in writing this book, Kas went around to shops and businesses that cater to racers, many racing parts are profiled	1

Continued on Next Page

BOOKS AND PUBLICATIONS

COMPETITION PREPARATION MANUALS
—Continued*“Books by Famous Triumph Racer Kas Kastner”*

RFP705



RFP708

Part No. Description No. Off Current Prices on Website



- RFP705 **“Kas Kastner’s Racing, Winning, and Other Myths in Triumph Cars,”** published in 2006; 240 pages, spiral bound; third book in the series in which Kas shares his views on Vintage racing and his recommendations for success; more stories on The Competition Department and specific vintage racing stories 1
- RFP708 **“Kas Kastner’s Triumphs— Race Cars, Street Cars and Special Cars,”** to be published autumn 2010; sections on building a TR3 on a TR6 chassis, fixing the oil leak on a TR4, 290 horsepower TR2, and much more, magazine size, 250 pages, comes with a CD with color photos and additional photos. 1

BOOKS AND PUBLICATIONS

RESTORATION AND IMPROVEMENT BOOKS

“Books That Are Loaded With Useful Information”

RFP606



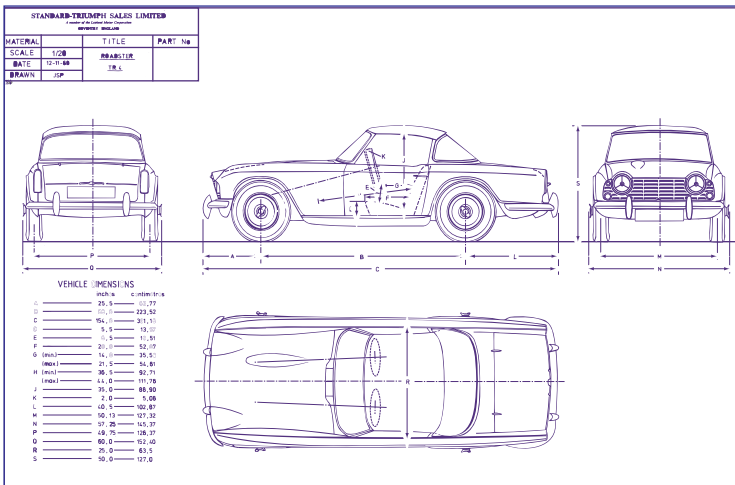
RFP610

Part No.	Description	No. Off	Current Prices on Website
RFP606	“How to Restore Triumph TR2, TR3, TR4,” by Roger Williams, 191 pages, illus., soft cover	1	
RFP610	“How to Improve Triumph TR2-TR4A,” by Roger Williams, Speedpro Series, 144 pages, colour photos, soft cover	1	

BLUEPRINT DESIGN FOR THE TR4, TR4A

“Great Wall Decoration and Useful for Scratch-Build Model Makers...”

Interesting blueprint drawing of the TR4, with dimensions, printed on nice paper and cunningly made to look as if they are actual blue prints, size 11-3/4 inches by 16-1/2 inches; includes several views of the car, suitable for framing




RFN824

Part No.	Description	No. Off	Current Prices on Website
RFN824	Blueprint Drawing, TR4	A/R	

BOOKS AND PUBLICATIONS

BOOKS OF GENERAL INTEREST


“A Selection of Books on Triumph History...”




RFP418



RFP428




RFP417



RFP305



RFP509



RFP530

Part No.	Description	No. Off	Current Prices on Website
RFP418	Collector's Originality Guide, TR2, TR3, TR4, TR5, TR6, TR7, TR8; by Bill Piggott, hard cover, 352 pages, many photos	1	
RFP428	Triumph TR4, TR5, TR250, 1961-68; a collection of magazine articles from the days when Triumphs were new, by R. Clarke, soft cover,	1	
RFP417	Triumph Sports Cars, by Bill Krause; rich with history including technical development, promotions, and racing soft cover, 96 pages, many photos	1	
RFP305	Triumph Cars: The Complete History; widely respected as the definitive work on Triumph covering the entire 62 years of production, by Graham Robson and Richard Langworth, soft cover, 352 pages	1	
RFP509	Triumph TR; excellent book covering TR2 through TR6, by Bill Piggott, hard cover, 160 pages, photos	1	
RFP530	Triumph: Sports and Elegance; another fine book by noted Triumph historian Bill Piggott, hard cover, 160 pages, many photos	1	

BOOKS AND PUBLICATIONS


POSTERS



RFP168



RFP169



RFP170



RFP171

Part No.	Description	No. Off	Current Prices on Website
----------	-------------	---------	---------------------------

POSTERS; reprints of advertisements

from Road & Track magazine from when cars were new; printed in black and white on card stock, 8-1/2 X 11 inches; suitable for framing for home, office, or garage


RFP168	Poster; "The TR4: It Won Its First Medal Standing Still"; ad discusses the TR4's success at the famous Earls Court Show	1	
RFP169	Poster; "How Little Does It Cost To Run A Big Sports Car?"; TR4 poster featuring the economy of the car in relation to its performance	1	
RFP170	Poster; "The TR4: National E Production Winner"; features photos of Bob Tullius and the early Group 44 TR4's	1	
RFP171	Poster; "It Takes More Than Wire Wheels To Make A Sports Car"	1	

BOOKS AND PUBLICATIONS

POSTERS



RFP172



RFP173



RFP174

Part No.	Description	No. Off	Current Prices on Website
	POSTERS; stressing the important features of the car		
RFP172	Poster; "It Takes More Than Bucket Seats To Make A Sports Car"; featuring a TR4 at a T.S.O.A. rallye checkpoint	1	
RFP173	Poster; "Triumph at Riverside '64"; shows a TR4 and a Spitfire winning at Riverside	1	
RFP174	Poster; "Triumph triumphs again in 1965"; poster shows TR3, TR4, and Spitfire winning at Daytona	1	

BOOKS AND PUBLICATIONS

“TRIUMPH—GLORY STILL EXISTS” BUMPER STICKERS AND COLLECTIBLE COFFEE OR TEA MUG

“From TRF's TR250 Rallye Car of the 1980's”

Many people think this line is from Triumph factory advertising, but actually TRF used it first in 1988. The words were taken out of context from a book by Richard Bach named “Biplane” in which the author trades his modern airplane even-up for an antique biplane which he flies across the U.S. In the book, he states that he did this so that people would know that “Glory Still Exists.” That is the same reason that I drove my TR250 in three One Lap of America rallyes in 1986, 1987, and 1988. Bill Sohl, known to many Triumph enthusiasts accompanied me in 1988, and we had a blast. The bumper sticker is orange on green to match the car which was racing green with orange alloy wheels and an orange bonnet stripe.

I had the idea of making a mug from the bumper sticker design. I think the final design is both striking and elegant, and I feel sure that TRF customers will like it too. The mugs will be numbered and signed by me on the bottom. For those of you who collect these things, signing and numbering will provide a bit of personalization. I hope that you will enjoy using these mugs as much as I have enjoyed producing them...



Illustrations are not actual size.

RFN1995

Part No.	Description	No.Off	Current Prices on Website
RFN557	Bumper Sticker, “TRIUMPH—Glory Still Exists,” orange and white on green	A/R	
RFN1995	Mug, tea and coffee, white ceramic mug with “Triumph—Glory Still Exists” logo wrapped around the mug in green, orange and white	A/R	

INDEX

A

3M Brand Adhesives	207
Accessories and Novelties	210
Accessory Floor Mats	170
Accessory Gearshift Knobs	171, 211
Addco Sway Bars—Rear Suspension	93
Adhesives—3M Brand	207
Adjustable Trailing Arm Bracket Kits	87
Adjusting Shims—Differential	65
Adjusting Shims—Wheel Alignment	78
Air Deflectors—Radiator	162
Air Deflectors—Radiator	45
Air Filters	3, 32
Air Flow Meters—Carburettor	32, 200
Alloy Engine Plates	6
Alloy Racing Wheels	115
Alloy Radiators	43
Alloy Valve Covers	19
Aluminum Brake Drums	97
Aluminum Flywheels	21
Amco Style Rubber Floor Mats	170
A-Posts—Front Door Posts	137
Axle Shafts	67, 70

B

Badge Bars	218
Badges	160-161
Badges—Car Badges	217
Badges—Hub Cap	161
Ball Caps	215
Ball Joints—Front Suspension	77
Bandannas	218
Baseball Caps	215
Battery Box Repair Panel	138
Battery Cables	134
Battery Hold-down	134
Battery Trays—Plastic	134
Bearing Sets—Engine	7-8
Bearings—Camshaft	8
Bearings—Differential	64-65
Bearings—Rear Hub	67, 69
Belt Kits—Securing Tool Pouch	178
Belts—Fan	40
Blueprint Drawings	223
Body Mounting Brackets	136
Body Mounting Kits	135
Body Seals	143-150, 195
Body Sheet Metal	136-142
Body Trim and Fittings	151-164
Body Trim Strips	158
Body	135-142
Bonnet Badges	160
Bonnet Brackets	151-152
Bonnet Buffers	151
Bonnet Fasteners	151
Bonnet Latches	152
Bonnet Locating Pins	151
Bonnet Prop Rods	152
Bonnet Release Cables	151
Bonnet Release Kit	152
Bonnet Seals	143
Books and Publications	32, 219-224
Books by Kas Kastner	221-220
Books of General Interest	224
Boot Lid Prop Rod	156
Boots Kits—Steering Rack	71
Boots—Gearshift	170
Boots—Handbrake	111, 170
Boots—Hood Stowage Covers	191-192
B-Post Finishers	159
B-posts—Rear Door Posts	137
Brackets—Body Mounting	136
Brackets—Bumper Mounting	163-164
Brackets—Trailing Arm	86,88
Braided Brake Hose Kits	110
Brake Adjusters	104
Brake and Clutch Fluid	59, 96, 207
Brake and Clutch Pedal Pads	95
Brake Bleeder Bottles	98, 200
Brake Bleeding Tools	98, 200
Brake Cables—Handbrake	111
Brake Caliper Rebuilding	104
Components	
Brake Calipers—Rebuilt	100-103
Brake Drums	97
Brake Hose Kits—Braided	110
Brake Hoses	109-110
Brake Light Switches	131
Brake Master Cylinders	99
Brake Pads	96-95
Brake Pipes	105-108
Brake Rotors	95-94
Brake Shoes	98
Brakes	95-111
British Car Club Badges	217
British Everflex Convertible	185, 187
Tops	
British Everflex Tonneau Covers	189-190
British Hardware Catalogue	203-206
Bronze Throw-out Bearing—TR4A	54
Brushes—Spoke Cleaning	114, 201
Bulb Kits	126
Bulbs	123-126
Bulkhead End Panels	137
Bulkhead Splash Panels	138
Bullet Door Mirrors	157
Bump Stops—Front Suspension	81
Bump Stops—Rear Suspension	91
Bumper Mounting Brackets	163-164
Bumper Over-riders	163-164
Bumper Stickers	227
Bumpers	163-164
Bush Kits—Front Suspension	76
Bushes—Rear Leaf Springs	89

INDEX

C

- C.A.R. Components 4-5,7-8,25-26,
 28,46,62,67-68,70-71,82-83,100-103
- Cable Sets—Ignition 1
- Cables—Battery 134
- Cables—Bonnet Release 151
- Cables—Choke 31
- Cables—Heater Control 43
- Cables—Speedometer and
 Tachometer 128
- Caliper Pistons—Stainless Steel 104
- Caliper Rebuilding Components 104
- Cam Followers—Lifters 13
- Camshaft Bearings 8
- Camshafts 9
- Canvas Convertible Tops 185, 187
- Canvas Tonneau Covers 189-190
- Cappings—Cockpit Surround, TR4 186
- Cappings—Windscreen 144,156,186,188
- Caps, distributor 1
- Caps—Fuel Filler 25, 214
- Caps—Oil Filler 20
- Caps—Radiator 43
- Car Blankets 215
- Car Club Badges 217
- Car Covers 196-197
- Carb Adjusting Tools 32, 201
- Carb Workshop Manuals 32, 220
- Carburettor Air Flow Meters 32, 200
 —Unisyn
- Carburettor Heat Shields 32
- Carburettor Linkage 29, 31
- Carburettor Rebuilding Components 27
- Carburettor Rebushing Service 28
- Carburettor Throttle Shaft Kits 28, 30
- Carburettor Velocity Stack Kits 32
- Carburettors—Rebuilt by C.A.R. 26
 Components
- Carpet Installation Hardware 169
- Carpet Sets—TR4 167
- Carpet Sets—TR4A 168
- Carpet Underfelt Sets 167
- Carpet Underfelt Sets 167-168
- Cast Alloy Oil Sumps 20
- Castrol Wheel Bearing Grease 69, 84, 207
- Castrol Gear Lube 207
- Castrol Girling Brake and
 Clutch Fluid 59, 96, 207
- CD Roms—Factory Publications 220
- Center-lock Alloy Wheels 115
- Center-lock Wire Wheel Nuts 114
- Channels—Window Glass 153
- Chassis Frame Repair Components 88
- Check Straps—Door 154
- Choke Cables 31
- Chromed Headlamp Rims 120-121, 157
- Cloth Convertible Tops 185, 187
- Cloth Tonneau Covers 189-190
- Clutch Alignment Tools 202
- Clutch and Brake Fluid 59, 96, 207
- Clutch and Brake Pedal Pads 95
- Clutch Hoses and Pipes 59
- Clutch Hydraulics 59
- Clutch Kits 52, 53, 54-54
- Clutch Master Cylinders 59
- Clutch Mechanicals, TR4A 56
- Clutch Mechanicals—TR4 52
- Clutch Pipes 106-108
- Clutch Slave Cylinders 59
- Clutch 52-59
- Cockpit Cappings 186
- Coffee and Tea Mugs 227
- Coil Springs 80,93-94
 —Front Suspension
- Coil Springs—Rear Suspension 90,93-94
- Coils—Ignition 2
- Colortune Carb Adjusting Tools 32, 200
- Commission Number Plates 161
- Competition Preparation 221-220
 Manuals
- Competition Spring Kits 93-94
- Computer Mouse Pads 218
- Connecting Rod Bearing Sets 8
- Consumables 59, 84, 96, 207-209
- Contact Sets—Points 1
- Control Boxes 117
- Control Valves—Heater 42
- Conversion Kits—Electronic Ignition 2
- Convertible Top Boots 191-192
- Convertible Top Cleaner 209
 —Ragg Top Brand
- Convertible Tops 185-188
- Cooling Fans 40
- Cooling Hoses 41
- Cooling 40-45
- Core Plugs—Engine 14
- Covercraft Car Covers 196-197
- Covers—Gearbox 51
- Covers—Gearbox, plastic 165
- Crankshaft Pulleys 12
- Crankshaft Thrust Washer Sets 8
- Crash Pads—Interior 172
- Cross Members—Chassis Frame 88
- Crown Wheel and Pinion Sets 63
- Cylinder Head Studs 15-18
- Cylinder Heads—Rebuilt 4-5

D

- Dash Knobs 129
- Dash Knobs 43
- Dash Panels—Wood 174
- Dash Supports—TR4A 173
- Dash Switches 129
- Dash Warning Lights 132
- Dayton Brand Wire Wheels 112
- Differential Bearings 64-65
- Differential Crown Wheel and Pinion 63
- Differential Mounting Kits 61
- Differential Oil Seals 64-66
- Differential Shims 65
- Differential 61-70
- Differentials—Rebuilt by C.A.R. 62
 Components

INDEX

Dimmer Switches—Headlamp 128
 Dip Switches—Headlamp 128
 Disc Brake Pads 96-95
 Discs—Brake 95-94
 Distributor Caps 1
 Distributor Tune-up 1
 Distributors 118
 Door Check Seals 146, 154
 Door Check Straps 154
 Door Glass Channels 153
 Door Handles 155
 Door Hinges 154
 Door Mirrors 157
 Door Post Finishers 159
 Door Posts, front—A-posts 137
 Door Posts, rear—B-posts 137
 Door Seals 147-148
 Door Skins 142
 Door-pull Handles 155
 Drain Plugs—Oil 4, 21, 45, 64
 Draught Excluders—Door Seals 147-148
 Drive Shaft Tunnel Cover—Plastic 165
 Drive Train 60
 Driveshaft Covers 51
 Dust Covers—Car Covers 196-197

E

EBC High-performance Brake Pads 96-95
 EBC High-performance Brake Rotors 95
 Electrical 116-134
 Electronic Ignition Kits 2
 Engine & Cylinder Head Assemblies 4-5
 —Rebuilt
 Engine Bearings 7-8
 Engine Cooling Fans 40
 Engine Gasket Sets 10
 Engine Gaskets 10
 Engine Locking Plates 9
 Engine Lubrication 22-24
 Engine Mounts 12
 Engine Oil Additive—Zinc 208
 Engine Oil Seals 10-11
 Engine Plates—Alloy 6
 Engine Plugs 14
 Engine Push Rods 14
 Engine Rebuilding 4-22
 Engine Studs 15-18
 Engine Valves 13
 Engines—Rebuilt by C.A.R. 4-5
 Components
 English Car Blankets 215
 Escutcheons—Switch Covers 130-131
 Everflex Convertible Tops 185, 187
 Everflex Tonneau Covers 189-190
 Exhaust 34-39
 Exhaust Fitting Kits—TR4 34-35
 Exhaust Fitting Kits—TR4A 36-38
 Exhaust Flange Studs 18
 Exhaust Pipe Extensions—TR4 34-35
 Exhaust Systems—High-performance 39
 Exhaust—Mild Steel, TR4 34
 Exhaust—Stainless Steel—TR4 35

Exhaust—TR4 34-35
 Exhaust—TR4A 36-38

F

Factory Hard Tops—Surrey Tops 195
 Factory Spare Parts Catalogues 219
 Factory Workshop Manuals 32, 219
 Fan Belts 40
 Fan Fitting Kits—Engine 40
 Fan Motors—Heater 42
 Fans—Cooling 40
 Fender Beads 158
 Fender Mirrors 157
 Fender Mounting Kits 141-142
 Fenders, front, inner 139
 Fenders, rear, inner 140
 Fenders—Front 141
 Fenders—Rear 142
 Filler Caps—Fuel 25, 214
 Filler Caps—Oil 20
 Filters—Air 3, 32
 Filters—Oil 3, 21
 Finisher Clips 143-144, 161
 —Windscreen Trim
 Finned Aluminium Brake Drums 97
 Fitting Kits—Exhaust, TR4A 36-38
 Fitting Kits—Exhaust—TR4 34-35
 Fitting Kits—Fan 40
 Fitting Kits—Oil Cooler 24
 Flexible Steering Joints 71
 Floor Mats—Rubber 170
 Floor Panels 136
 Floor Panels—Trunk 178
 Flywheels 21
 Free-flow Exhaust Systems 39
 Front Door Posts—A-posts 137
 Front Hub Bearings 84-85
 Front Hubs 82-85
 Front Hubs—Rebuilt by C.A.R. 82-83
 Components
 Front Signal Lamps and Lenses 123
 Front Suspension Re-bushing Kits 76
 Front Suspension 73-85
 Fuel Filler Caps 25, 214
 Fuel Pumps 25
 Fuel System 25-32
 Fuel Tank Sending Units 26
 Fulcrum Pins, upper—Front 77
 Suspension
 Fuse Boxes 116
 Fuses—Original English Type 116
 Fuzzy Door Seals 147-148

G

Gasket Sets—Engine 10
 Gaskets—Engine 10
 Gaskets—Gearbox 47
 Gaskets—Headlamp 120-121, 146, 157
 Gear Lube—Castrol 207
 Gear Reduction Starter Motors 116
 Gearbox Covers—Plastic 165
 Gearbox Covers—Space Age Plastic 51

INDEX

Gearbox Gaskets 47
 Gearbox Mounting Components 46
 Gearbox Mounts 12
 Gearbox Rebuilding Components 47
 Gearbox Rebuilds Kits 47
 Gearbox 46-51
 Gearboxes—Rebuilt by C.A.R. 46
 Components
 Gearshift Boots 170
 Gearshift Knobs 171, 211
 Gears—Timing 9
 Generators 117
 Glass Channels 153
 Glass—Windscreen 144
 Glove Boxes 175
 Grease—Castrol 84
 Grease—Wheel Bearing 69, 207
 Green Stuff High-performance 96-95
 Brake Pads
 Grey Speedometer and Tachometer 128
 Cables
 Grilles—Radiator 162
 Grommets and Plugs—Rubber 150
 Gunst Throw-out Bearing Assemblies 58

H

Halogen Lamp Kits 122
 Hammers—Wire Wheel 114, 201
 Handbrake Boots 111, 170
 Handbrake Cables 111
 Handles—Door 155
 Handles—Trunk 156
 Handling Kits—Coil Springs 93-94
 Hanger Kits—Exhaust—TR4 34-35
 Hard Top Body Seals 148-149, 195
 Hardened Valve Seats 14
 Hardware—British Hardware 203-206
 Catalogue
 Hardware—Carpet Installation 169
 Hardware—Interior Trim Panels 177
 Hardware—Soft Top Fitting 186, 188
 Hardware—Soft Tops, Tonneau 194
 Covers
 Hardy Spicer Universal Joints 60
 Harnesses—Overdrive 50, 133
 Haynes Carb Workshop Manuals 32
 Headlamp Assemblies 120-121
 Headlamp Chromed Rims 120-121, 157
 Headlamp Dip Switches 128
 Heat Shields—Carburettor 32
 Heater Control Cables 43
 Heater Control Valves 42
 Heater Cores 42
 Heater Fan Motors 42
 Heater Hoses 41
 Heater Pipes 42
 High-performance Air Filters 3, 32
 —K & N Brand
 High-performance Brake Pads 96-95
 —EBC Brand
 High-performance Brake Rotors 95
 High-Performance Carb Kits—Weber 32

High-performance Exhaust Systems 39
 High-Performance Front Axle Kits 84-85
 High-performance Ignition Coils 2
 High-performance Rear Engine Oil 10
 Seal
 High-performance Rocker Assemblies 13
 High-Performance Shock Absorbers 77
 High-performance Starter Motors 116
 High-performance Throw-out 58
 Bearing Assemblies
 High-Performance Trailing Arm 87
 Bushes
 High-torque Starter Motors 116
 Hinges—Door 154
 Hinges—Trunk 156
 Historical Books 221-220, 224
 Hood Stowage Covers 191-192
 Hood Webbing—Soft Top 186, 188
 Horn Buttons 132
 Horns 132
 Hoses—Brake 109-110
 Hoses—Clutch 59
 Hoses—Cooling 41
 Hoses—Heater 41
 Hoses—Oil Pressure 23
 Hoses—Radiator 41
 Hub Adaptors—Wire Wheel 113
 Hub Bearings—Front 82-85
 Hub Bearings—Rear 67, 69
 Hub Caps 161
 Hydraulic Fluid 59, 96, 207
 Hydraulics—Clutch 59

I

Ignition Coils 2
 Ignition Lock and Key Assemblies 128
 Ignition Rotors 1
 Ignition Switches 128
 Ignition Tune-up 1
 Ignition Wire Sets 1
 Ignitor Electronic Ignition Kits 2
 Improvement and Restoration 223
 Books
 Inner Door Waist Seals 146, 153
 —Window Scrapers
 Inner Front Fenders 139
 Inner Rear Fenders 140
 Inner Sills—Inner Rocker Panels 136
 Inside Door Handles 155
 Interior Crash Pads 172
 Interior Mirrors 175
 Interior Trim Panel Kits 176-177
 Interior 165-184

J-K

Jack Assemblies 199
 Jacket Patches 216
 Joint Clips—Windscreen 143-144, 161
 Trim
 Jump Seats—Occasional Seats 183
 K & N Air Filters 3, 32
 Kas Kastner Books 221-220

INDEX

Key Blanks 213
 Key Fobs 212
 Knobs—Dash 129
 Knobs—Dash 43
 Knobs—Gearshift 171
 Knock-off Nuts—Wire Wheel 114
 Knock-off Wrenches—Wire Wheel 201
 Koni Shock Absorbers 77

L

Lamp Kits—Halogen 122
 Lamp Units—Headlamp 120-122
 Lamps 120-125
 Lap Belts—Safety Belts 184
 Lap Rugs—Wool Blankets 215
 Leaf Springs—Rear Suspension 89
 Leather Gearshift Knobs 171, 211
 Leather Key Fobs 212
 Leather Seat Reupholstery Kits 179-182
 Leather Steering Wheels 72
 Lenses—Rear Lamps 125
 Lenses—Signal and Parking 123-124
 Lamps
 Letter Sets—Bonnet and Trunk 160
 Lever Shock Absorbers 90-91
 Lever Shock Oil 90-91
 License Plate Frames 214
 License Plates 214
 Lifters—Tappets 13
 Lifting Jacks 199
 Light Units—Headlamp 120-122
 Lighting Switches 129-130
 Linkage—Carburettor 29, 30
 Links—Rear Shock Absorbers 90-91
 Locating Pins—Bonnet to Body 151
 Lock and Key Assemblies—Ignition 128
 Lock Sets—With Matching Keys 213
 Locking Fuel Caps 214
 Locking Fuel Caps 214
 Locking Handles—Trunk 156
 Locking Plates—Engine 9
 Locks—Glove Box 175
 Loctite Threadlocker 208
 Lower Trunnions—Front Suspension 77
 Lucas Halogen Lamp Kits 122
 Lucas Sports Coils 2
 Luggage Racks 210
 LUK Brand Clutch Kits 54

M

Magic Carpet Factory 166-170
 Magic Clutch Kits—TR4A 53
 Magic Front Suspension Kits 73-75
 Magnetic Oil Drain Plugs 4, 22, 47, 66
 Main Bearing Sets 7
 Main Bearing Sets—Vandervell 7
 Manifold Studs 18
 Master Cylinders—Brake 99
 Master Cylinders—Clutch 59
 Metering Needles—Carburettor 30
 Mild Steel Exhaust—TR4 34
 Mild Steel Exhaust—TR4A 36

Mirrors—Interior 175
 Mirrors—Outside 157
 Monza Free-flow Exhaust Systems 39
 Moto Lita Steering Wheels 72
 Mounting Brackets—Front 78
 Suspension
 Mounting Kits—Differential 61
 Mounts—Engine and Gearbox 12
 Mounts—Steering Rack 71
 Mouse Pads 218

N-O

Needles, metering—Zenith Stromberg 30
 Novelties and Accessories 210
 Novus Brand Plastic Polish 208
 Occasional Seats—Jump Seats 183
 Offenhauser Alloy Valve Covers 19
 Oil Cooler Fitting Kits 24
 Oil Coolers 23
 Oil Drain Plugs 5, 22, 47, 66
 Oil Filler Caps—Rocker Cover 20
 Oil Filter Adaptors—Spin-on 23
 Oil Filters 3, 22
 Oil Plug Wrenches 5, 22, 47
 Oil Pressure Pipes and Hoses 23
 Oil Pumps—Engine 22
 Oil Seals—Differential 64-66
 Oil Seals—Engine 9-10
 Oil Seals—Timing Cover 9
 Oil Sumps—Alloy 20
 Originality Guide Books 224
 Outer Door Waist Seals 146, 153
 —Window Scrapers
 Outer Sills—Rocker Panels 136
 Outer Tie Rod Ends 71
 Outside Door Handles 155
 Outside Mirrors 157
 Overdrive Electrical Harnesses 50, 133
 Overdrive Rebuilding 49-50
 Overdrive Relays 50
 Overdrive Solenoids 50
 Overdrive Switches 50, 130
 Overdrive Units—Rebuilt by 46
 C.A.R. Components
 Overflow Bottles—Radiator 45
 Over-riders—Bumper 163-164
 Owner's Handbooks 219

P

Pads, pedal—Brake and Clutch 95
 Pads—Body Mounting 135
 Panasport Alloy Wheels 115
 Parking Lamps and Lenses 124
 Parking Signs—Triumph Parking 214
 Only
 Parts Catalogues 219
 Patches—Jacket Patches 216
 Pedal Pads—Brake and Clutch 95
 Pertronix Distributors 119
 Pertronix Ignition Coils 2
 Pertronix Electronic Ignition Kits 2
 Pipes—Brake 105-108

INDEX

Pipes—Clutch 106-108
 Pipes—Heater 42
 Pipes—Oil Pressure 23
 Pipes—Radiator Overflow 45
 Piston and Liner Sets 6
 Pivot Bushes—Trailing Arms 87
 PL700 Lamp Kits 122
 Plastic Battery Trays 134
 Plastic Cooling Fans 40
 Plastic Drive Shaft Tunnel Cover 165
 Plastic Gearbox Covers 165
 Plastic Gearbox Covers 51
 Plastic Polish—Novus Brand 208
 Plugs and Grommets—Rubber 150
 Plugs—Oil Drain 4, 21, 45, 64
 Points—Contact Sets 1
 Polish—Plastic 208
 Posters 225-226
 Pre-cut Key Blanks 213
 Prop Rods—Bonnet 152
 Prop Rod—Trunk 156
 Prop Shaft Covers 51
 Prop Shaft Tunnel Cover—Plastic 165
 Publications 32, 219-224
 Pulleys—Crankshaft 12
 Pulleys—Water Pump 40
 Pumps, fuel 25
 Pumps, oil—Engine 22
 Pumps—Water 40
 Push Rods—Engine 14

R

Racing Mirrors 157
 Racing Wheels—Panasport 115
 Racks—Luggage 210
 Radiator Air Deflectors 162
 Radiator Air Deflectors 45
 Radiator and Cooling Hoses 41
 Radiator Caps 43
 Radiator Cooling Fans 40
 Radiator Grilles 162
 Radiator Overflow Bottles 45
 Radiators 43
 Radiators—Oil Cooler 24
 Ragg Top Convertible Top Cleaner 209
 Rayon Loop Carpet Sets—TR4 167
 Rear Deck Panels 140
 Rear Door Posts—B-posts 137
 Rear Engine Oil Seal—Uprated 10-11
 Rear Engine Oil Seals 10-11
 Rear Hub Bearings 67, 69
 Rear Hubs 67-69
 Rear Hubs—Rebuilt by 67-68
 C.A.R. Components
 Rear Lamps and Lenses 125
 Rear Leaf Springs 89
 Rear Suspension 86-94
 Rear Wheel Cylinders 104
 Rear Window Rubber Seals 149, 195
 Rebound Rubber Assemblies 81
 —Front Suspension
 Rebound Rubbers—Rear Suspension 91

Rebuild Kits—Brake Master 99
 Cylinders
 Rebuild Kits—Carburettor 27, 30
 Rebuild Kits—Clutch Master 59
 Cylinders
 Rebuild Kits—Front Calipers 104
 Rebuilt Brake Calipers 100-103
 Rebuilt Carburetors by 26
 C.A.R. Components
 Rebuilt Cylinder Heads 4-5
 Rebuilt Differentials 62
 Rebuilt Distributors 118
 Rebuilt Engines by C.A.R. 4-5
 Components
 Rebuilt Front Hubs 82-83
 Rebuilt Gearboxes by C.A.R. 46
 Components
 Rebuilt Overdrive Units 46
 Rebuilt Rear Hubs 67-68
 Rebuilt Starter Motors 116
 Rebuilt Steering Racks 70
 Re-bushing Kits—Front Suspension 76
 Relays—Overdrive 50
 Release Bearings—Clutch 52, 54, 57-58
 Release Cables—Bonnet 151
 Renold Brand Timing Chains 9
 Repair Kits—Brake Master Cylinders 99
 Repair Kits—Clutch Hydraulics 59
 Repair Kits—Clutch Master 59
 Cylinders
 Repair Kits—Front Calipers 104
 Repair Manuals 32, 219-220
 Restoration and Improvement Books 223
 Ring Gears 21
 Road Springs—Front 80,93-94
 Suspension
 Road Springs—Rear 90,93-94
 Suspension
 Robbins Convertible Tops 185, 187
 Robbins Tonneau Covers 189-190
 Rocker Arm Assemblies 13
 Rocker Covers—Valve Covers 19
 Rocker Panel Trim Strips 158
 Rocker Panels—Sills 136
 Rod Bearing Sets 8
 Roller Rocker Assemblies 13
 Roll-over Bars 211
 Rotors—Brake 95-94
 Rotors—Ignition 1
 Rubber Body Seals 143-150, 195
 Rubber Door Seals 147-148
 Rubber Floor Mats 170
 Rubber Plugs and Grommets 150
 Rubber Seal—Vent Lid 146
 Rubber Windscreen Seal 144

S

Safety Belts 184
 Scissors Jacks—Lifting Jacks 199
 Seal, rubber—Windscreen 144
 Seals, oil—Differential 64-66
 Seals, oil—Engine 9-11

INDEX

Seals—Headlamp 120-121, 146, 157
 Seals—Window Scrapers 146, 153
 Seat Belts 184
 Seat Diaphragms 181-182
 Seat Foam Kits 181-182
 Seat Padding Kits 179-180
 Seat Reupholstery Kits 179-180
 Seat Spring Assemblies 179-180
 Seat Track Assemblies 181-182
 Seats—Valve 14
 Sending Units—Fuel Tank 26
 Sending Units—Temperature 44
 Shift Boots 170
 Shims—Differential 65
 Shims—Wheels Alignment 78
 Shock Absorbers—Front Suspension 77
 Shock Absorbers—Rear 90-91
 Shop Manuals 32, 219-220
 Short Engines 4-5
 Sidemarkers Lamps and Lenses 124
 Signal Lamps and Lenses—Front 123
 Silicone Brake/Clutch Fluid 59, 96, 207
 Sill Trim Strips 158
 Slave Cylinders—Clutch 59
 Slotted and Spot Drilled Brake Rotors 95
 Soft Top Boots—Hood Stowage 191-192
 Covers
 Soft Top Cleaner—Ragg Top Brand 209
 Soft Tops 185, 187
 Solenoids—Overdrive 50
 Spacers—Coil Springs 94
 Spanners 198-199
 Spare Parts Catalogues 219
 Spare Wheel Panels—Trunk 178
 Spark Plugs 1
 SPAX Shock Absorbers 77
 Speedometer Cables 128
 Spin-on Oil Filter Adaptors 23
 Splash Panels—Bulkhead 138
 Spoke Brushes—Wire Wheel 114, 201
 Sport Coils—Lucas 2
 Spring Compressor Tools 81, 202
 Springs—Rear Suspension 90, 93-94
 Springs—Valve 14
 Stainless Steel Caliper Pistons 104
 Stainless Steel Exhaust—TR4 35
 Stainless Steel Exhaust—TR4A 37-38
 Starter Motors 116
 Steering Column Switches 130-131
 Steering Joints 71
 Steering Rack Boot Kits 71
 Steering Rack Mounts 71
 Steering Rack Rebuild Components 71
 Steering Racks Rebuilt by 70
 C.A.R. Components
 Steering Racks—Rebuilt 70
 Steering Wheels—Moto Lita 72
 Steering 70-72
 Stickers 212
 Storage Boxes—Tuck Boxes 210

Stromberg Carbs—Rebuilt 26
 Stub Axles—Front 85
 Studs—Engine 15-18
 Studs—Exhaust Flange 18
 Studs—Manifold 18
 Studs—Wheel 68
 SU Carbs—Rebuilt 26
 Sun Visors 175
 Sunfast Cloth Convertible Tops 185, 187
 Sunfast Cloth Tonneau Covers 189-190
 Surrey Top Door Seals 148-149
 Surrey Top Rear Window Seals 149, 195
 Surrey Top Seals 195
 Surrey Top Soft Tops 195
 Surrey Tops 194-195
 Surrey Tops—Hard Tops 195
 Suspension Kits—Front 73-75
 Sway Bars—Rear Suspension 93
 Switch Covers—Escutcheons 130-131
 Switches 128-131
 Switches—Dash 129
 Switches—Overdrive 50, 130
 Switches—Steering Column 130-131
 Synchro Cups—Gearbox 47

T

Tachometer Cables 128
 Tank Sending Units—Fuel 26
 Tappets—Lifters 12
 Tea and Coffee Mugs 227
 Temperature Sending Units 44
 Thermostat Housings 44
 Thermostats 44
 Thor Wire Wheel Hammers 114, 201
 Threadlocker—Loctite Brand 208
 Throttle Shaft Kits—Carburettor 28, 30
 Throw-out Bearing and Sleeve 57-58
 Assemblies
 Throw-out Bearing Assemblies, Gunst 56
 Throw-out Bearings 52, 54, 55-56
 Thrust Washer Sets—Crankshaft 8
 Tie Rod Ends—Steering 71
 Timing Chains—Renold Brand 9
 Timing Cover Oil Seals 9
 Timing Details 9
 Timing Gears 9
 Timken Front Hub Bearings 84-85
 Tire Pressure Gauges 115, 1120
 Tonneau Covers 189-191
 Tool Belt Kits—Trunk 178
 Tool Pouches 198
 Tools 4, 22, 32, 47, 96, 114, 198-202
 Tools—Carb Adjusting 32, 200
 TR4 Carpet Sets 167
 TR4 Convertible Tops 185-186
 TR4 Tonneau Covers 189
 TR4A Carpet Sets 168
 TR4A Convertible Tops 187-188
 TR4A Tonneau Covers 190
 Track Rod Ends—Steering 71

INDEX

Trailing Arm Bushes	86
Trailing Arm Cross Member Repair	88
Trailing Arm Mounting Brackets	86,88
Trim Panel Hardware	177
Trim Panel Kits—Interior	176-177
Trim Strips—Body and Door	158
Trim Strips—Hard Top	149, 161, 195
Rear Window	
Trim Strips—Rocker Panel	158
Tri-pod PL700 Lamp Kits	122
Trunk Badges	160
Trunk Floor Panels	178
Trunk Handles	156
Trunk Hinges	156
Trunk Prop Rod	156
Trunk Seals	143
Trunnions—Front Suspension	77
T-shirts	216
Tube Shock Conversion Kits	92
Tube Shocks—Front Suspension	77
Tubular Push Rods—Engine	14
Tuck Boxes—Storage Boxes	210
Tufted Carpet Sets—TR4	167
Tune-up	1-3
Turn Signal Switches	130
Two-eared Knock-off Nuts	114
—Wire Wheel	

U-V

Union Jack License Plates	214
Unisyn Carb Air Flow Meters	32, 200
Universal Joints—Hardy Spicer	60
Upper Ball Joints—Front Suspension	77
Upper Fulcrum Pins—Front Suspension	77
Uprated Clutch Kits—TR4A	53
Uprated Front Road Springs	93-94
Uprated Rear Engine Oil Seals	10
Urethane Differential Mounts	61
Vacuum Units	119
Valance Panels—Front	139
Valance panels—Rear	141
Valve Covers—Alloy	19
Valve Guides	12-14
Valve Seats—Hardened	14
Valve Springs	14
Valve Tappets	12
Valve Train Components	12
Valves—Engine	12
Vandervell Main Bearing Sets	7
Velocity Stack Kits—Carburettor	32
Vent Lid Seal	146
Vinyl Gearshift Knobs	171, 211
Vinyl Seat Reupholstery Kits	179-182
Visors—Sun	175
Voltage Regulators—Control Boxes	117
Voltage Stabilizers	116

W-X-Y-Z

Waist Seals, outer—Window	146, 153
Scrapers	
Walnut Gearshift Knobs	171, 211
Water Pump Pulleys	40
Water Pumps	40
Water Valves—Heater Control	42
Weather Equipment	185
Webbing—Soft Top	186, 188
Weber Carb Kits	32
Wheel Bearing Grease	69,84,207
—Castrol	
Wheel Bearings	84-85
Wheel Cylinders	104
Wheel Studs	68
Wheels	112-115
Wilmont Breedon Pre-cut Key	213
Blanks	
Window Glass Channels	153
Windscreen Cappings	144, 156, 186, 188
Windscreen Frame Trim Kit	145
Windscreen Glass	144
Windscreen Glazing Rubber	144
Windscreen Mounting Components	145
Windscreen Trim Strips	143-144, 161
Windscreen Wipers	127
Wing Beads—Fender Beads	158
Wing Mirrors	157
Wings, front—Front Fenders	141
Wings, rear—Rear Fenders	142
Wiper Arms	127
Wiper Blades	127
Wiper Motors	127
Wiper Wheelboxes	127
Wipers—Windscreen	127
Wire Sets—Ignition	1
Wire Wheel Hammers	114, 201
Wire Wheel Hub Adaptors	113
Wire Wheel Knock-off Wrenches	201
Wire Wheels—Dayton Brand	112
Wiring Harnesses	133
Wiring Harnesses—Overdrive	50, 133
Wood Dash Panels	174
Wood-rimmed Steering Wheels	72
Wool Blankets	215
Wool carpet Sets—TR4	167
Wool carpet Sets—TR4A	168
Workshop Manuals	31
Workshop Manuals	31, 219-220
Wrenches	198
Zenith-Stromberg Carbs—Rebuilt	26
Zinc Oil Additive	208