

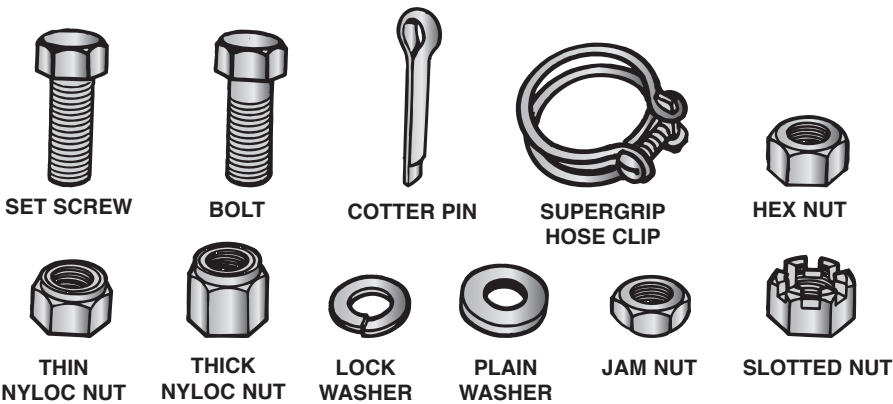
HARDWARE

BRITISH HARDWARE CATALOGUE

“The Correct Hardware Makes All the Difference...”

The hardware items listed in this section are of top quality, and they are generally of British manufacture. Bolts and set screws are Grade 5, they are high tensile steel, and they may generally be used on most automotive applications with safety. Nevertheless, reference should be made to specific sections of the catalogue for specific part numbers whenever a hardware item is deemed to require a safety critical specification. The items listed here are general hardware, and they may not be applicable for use in safety critical applications on suspension, drive train, and other highly stressed applications. In addition, as general hardware, bolts may not have specific shoulder lengths and other details required for specific applications. Use your own good sense, speak to an experienced mechanic, or phone TRF’s tech line if you need help.

Note that, in addition to individual hardware bits, The Roadster Factory offers hundreds of hardware kits which contain all of the hardware required for specific assembly work. By ordering these kits, which are listed in specific catalogue sections, customers can receive all of the hardware required by ordering only one part number.



Part No.	Description	No. Off	List Price	Your Price
----------	-------------	---------	------------	------------



SET SCREWS, hex head, U.N.F. threads;
set screws are threaded all the way
up to the heads

SET SCREWS, 1/4-inch diameter;
7/16-inch wrench size





HU704	Screw , set, 1/2-inch length	A/R
HU705	Screw , set, 5/8-inch length	A/R
HU706	Screw , set, 3/4-inch length	A/R
HU706P	Screw , set, 3/4-inch length, pointed end	A/R
HU707	Screw , set, 7/8-inch length	A/R
HU708	Screw , set, 1-inch length	A/R

SET SCREWS, 5/16-inch diameter;
1/2-inch wrench size

HU806	Screw , set, 3/4-inch length	A/R
HU807	Screw , set, 7/8-inch length	A/R
HU808	Screw , set, 1-inch length	A/R
HU809	Screw , set, 1-1/8 inch length	A/R
HU810	Screw , set, 1-1/4 inch length	A/R







HARDWARE

BRITISH HARDWARE CATALOGUE--Continued

Part No.	Description	No. Off	List Price	Your Price
	SET SCREWS , 3/8-inch diameter; 9/16-inch wrench size			
HU906	Screw , set, 3/4-inch length		A/R	
HU907	Screw , set, 7/8-inch length		A/R	
HU908	Screw , set, 1-inch length		A/R	
HU909	Screw , set, 1-1/8 inch length		A/R	
HU910	Screw , set, 1-1/4 inch length		A/R	
HU912	Screw , set, 1-1/2 inch length		A/R	
HU916	Screw , set, 2-inch length		A/R	
	BOLTS , hex head, U.N.F. threads; bolts are threaded only part way up			
	BOLTS ; 1/4-inch diameter; 7/16-inch wrench size			
HB708	Bolt , 1-inch length		A/R	
HB709	Bolt , 1-1/8 inch length		A/R	
HB710	Bolt , 1-1/4 inch length		A/R	
HB711	Bolt , 1-3/8 inch length		A/R	
HB712	Bolt , 1-1/2 inch length		A/R	
HB714	Bolt , 1-3/4 inch length		A/R	
HB716	Bolt , 2-inch length		A/R	
HB720	Bolt , 2-1/2 inch length		A/R	
	BOLTS ; 5/16-inch diameter; 1/2-inch wrench size			
HB808	Bolt , 1-inch length		A/R	
HB810	Bolt , 1-1/4 inch length		A/R	
HB811	Bolt , 1-3/8 inch length		A/R	
HB812	Bolt , 1-1/2 inch length		A/R	
HB813	Bolt , 1-5/8 inch length		A/R	
HB814	Bolt , 1-3/4 inch length		A/R	
HB815	Bolt , 1-7/8 inch length		A/R	
HB816	Bolt , 2-inch length		A/R	
HB818	Bolt , 2-1/4 inch length		A/R	
HB820	Bolt , 2-1/2 inch length		A/R	
HB822	Bolt , 2-3/4 inch length		A/R	
HB824	Bolt , 3-inch length		A/R	
	BOLTS , 3/8-inch diameter; 9/16-inch wrench size			
HB910	Bolt , 1-1/4 inch length		A/R	
HB911	Bolt , 1-3/8 inch length		A/R	
HB912	Bolt , 1-1/2 inch length		A/R	
HB914	Bolt , 1-3/4 inch length		A/R	
HB916	Bolt , 2-inch length		A/R	
HB918	Bolt , 2-1/4 inch length		A/R	
HB920	Bolt , 2-1/2 inch length		A/R	
HB922	Bolt , 2-3/4 inch length		A/R	
HB924	Bolt , 3-inch length		A/R	
HB928	Bolt , 3-1/2 inch length		A/R	
HB932	Bolt , 4-inch length		A/R	

HARDWARE




BRITISH HARDWARE CATALOGUE--Continued

Part No.	Description	No. Off	List Price	Your Price
	NUTS , hex; U.N.F. threads			
HN2005	Nut , no. 10		A/R	
HN2007	Nut , 1/4-inch diameter; 7/16-inch wrench size		A/R	
HN2008	Nut , 5/16-inch diameter, 1/2-inch wrench size		A/R	
HN2009	Nut , 3/8-inch diameter, 9/16-inch wrench size		A/R	
HN2010	Nut , 7/16-inch diameter, 5/8-inch wrench size		A/R	
	JAM NUTS , hex; U.N.F. threads			
JN2107	Nut , jam, 1/4-inch diameter; 7/16-inch wrench size		A/R	
JN2108	Nut , jam, 5/16-inch diameter; 1/2-inch wrench size		A/R	
JN2109	Nut , jam 3/8-inch diameter; 9/16-inch wrench size		A/R	
	SLOTTED NUTS , hex; U.N.F. threads			
LN2209	Nut , slotted, 3/8-inch diameter		A/R	
LN2210	Nut , slotted, 7/16-inch diameter		A/R	
LN2211	Nut , slotted, 1/2-inch diameter		A/R	
LN2212	Nut , slotted, 9/16-inch diameter		A/R	
	THIN NYLOC NUTS , hex; U.N.F. threads			
TN3207	Nut , thin nyloc, 1/4-inch diameter		A/R	
TN3208	Nut , thin nyloc, 5/16-inch diameter		A/R	
TN3209	Nut , thin nyloc, 3/8-inch diameter		A/R	
TN3210	Nut , thin nyloc, 7/16-inch diameter		A/R	
TN3211	Nut , thin nyloc, 1/2-inch diameter		A/R	
TN3212	Nut , thin nyloc, 9/16-inch diameter		A/R	
	THICK NYLOC NUTS , hex; U.N.F. threads			
YN2907	Nut , full nyloc, 1/4-inch diameter		A/R	
YN2908	Nut , full nyloc, 5/16-inch diameter		A/R	
YN2909	Nut , full nyloc, 3/8-inch diameter		A/R	
YN2910	Nut , full nyloc, 7/16-inch diameter		A/R	
YN2911	Nut , full nyloc, 1/2-inch diameter		A/R	
YN2912	Nut , full nyloc, 9/16-inch diameter		A/R	
	LOCK WASHERS			
WL205	Washer , lock, no. 10		A/R	
WL207	Washer , lock, 1/4-inch		A/R	
WL208	Washer , lock, 5/16-inch		A/R	
WL209	Washer , lock, 3/8-inch		A/R	
WL210	Washer , lock, 7/16-inch		A/R	
WL211	Washer , lock, 1/2-inch		A/R	

Section Continues ►►

HARDWARE

BRITISH HARDWARE CATALOGUE--Continued

Part No.	Description	No. Off	List Price	Your Price
				
PLAIN WASHERS; standard sizes				
WP5	Washer, plain, no. 10		A/R	
WP7	Washer, plain, 1/4-inch		A/R	
WP8	Washer, plain, 5/16-inch		A/R	
WP9	Washer, plain, 3/8-inch		A/R	
WP10	Washer, plain, 7/16-inch		A/R	
WM57	Washer, plain, 1/4-inch I.D., 3/4-inch		A/R	
				
COTTER PINS; split pins				
PC5	Pin, cotter, 1/16-inch diameter, 7/16-inch length		A/R	
PC7	Pin, cotter, 1/16-inch diameter, 1/2-inch length		A/R	
PC8	Pin, cotter, 1/16-inch diameter, 5/8-inch length		A/R	
PC9	Pin, cotter, 3/32-inch diameter, 3/4-inch length		A/R	
PC10	Pin, cotter, 3/32-inch diameter, 7/8-inch length		A/R	
PC11	Pin, cotter, 3/32-inch diameter, 1-inch length		A/R	
PC18	Pin, cotter, 3/32-inch diameter, 1-1/8 inch length		A/R	
PC20	Pin, cotter, 1/8-inch diameter, 1-inch length		A/R	
PC12	Pin, cotter, 1/8-inch diameter, 1-1/8 inch length		A/R	
PC13	Pin, cotter, 1/8-inch diameter, 1-1/4 inch length		A/R	
PC15	Pin, cotter, 1/8-inch diameter, 1-5/8 inch length		A/R	
				
SUPERGRIP HOSE CLIPS; original British wire hose clips with screw and nut				
CS4009	Clip, hose, 9/16-inch diameter		A/R	
CS4012	Clip, hose, 3/4-inch diameter		A/R	
CS4017	Clip, hose, 1-1/16 inch diameter		A/R	
CS4020	Clip, hose, 1-1/4 inch diameter		A/R	
CS4024	Clip, hose, 1-1/2 inch diameter		A/R	
CS4027	Clip, hose, 1-13/16 inch diameter		A/R	
CS4032	Clip, hose, 2-inch diameter		A/R	
CS4038	Clip, hose, 2-3/8 inch diameter		A/R	

BOOKS AND NOVELTIES


WORKSHOP MANUALS, TR6 MODELS—USEFUL FOR TR250 TOO

“These Are the Manuals Used by Factory Mechanics in Triumph Dealer Workshops”

The earlier manual is reprinted by Brooklands Books, and the later one is reprinted in a facsimile edition by The Roadster Factory. The information included in both books was written and illustrated by factory engineers for use by dealer mechanics in maintaining and repairing customer cars. “This is as close to the truth as you can get...”



545277



AKM3529C

Part No.	Description	No. Off	List Price	Your Price
545277	Workshop Manual , Brooklands reprint of factory edition, 1969-1972 TR6, also covers TR250, soft cover; 500+ pages	1		
AKM3529C	Workshop Manual , factory edition, 1973-76, soft cover, gold on white; 500+ pages	1		

BOOKS AND NOVELTIES

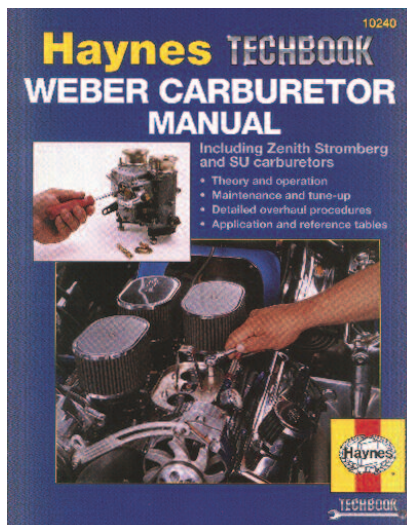
HAYNES WORKSHOP MANUALS, TR250, TR6

“Clear Instructions and Step-by-Step Photographs”

Clear instructions, step-by-step photographs, and ways to do work without special tools have made the Haynes manuals the favourites among novice enthusiasts and experienced British mechanics as well. The Haynes manual for TR250 and TR6 was out of print for a number of years, but it is back again, and sales are brisk...



HA31



RFP500

Part No.	Description	No. Off	List Price	Your Price
HA31	Haynes Workshop Manual, TR250, TR6	A/R		
RFP500	Haynes Workshop Manual, on carburettor repair; covers SU, Zenith-Stromberg, and Weber carburetors	A/R		




Restored TR6 Comes Home...

BOOKS AND NOVELTIES

WORKSHOP MANUAL FOR EMISSIONS SYSTEM
MAINTENANCE, TR6

“A Do-It-Yourself Emissions Manual Provides Relevant Tuning Data”

This is probably the best information available anywhere on maintenance not only of the emissions systems but also the carburettors and other related components. Although it was written for individual car owners, it provides a valuable reference for experienced mechanics as well. For specific information, this book is better than the workshop manuals, as it was produced later in the game to fulfill a particular need. Book includes a reset key for the service mileage counter found in the latest TR6 models.



BLM301030



BLT5007

Part No.	Description	No.Off	List Price	Your Price
BLM301030	“Your Key to Performance; Do-It-Yourself Emissions Manual. TR6. TR7.” British Leyland Motors, Inc., Leonia, N.J. 60 pages, illus., soft cover	A/R		
BLT5007	Key, for resetting mileage counter	1		

BOOKS AND NOVELTIES

SPARE PARTS CATALOGUE, TR250

“TRF’s Original Paper Catalogue Is the Best Listing You Will Find Anywhere—Paper Copies Still Available for Purchase”

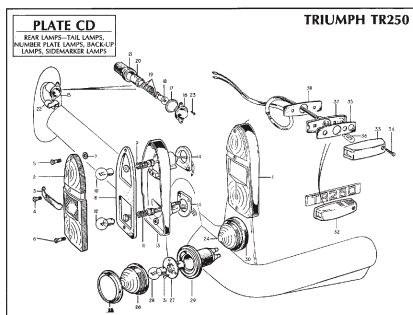
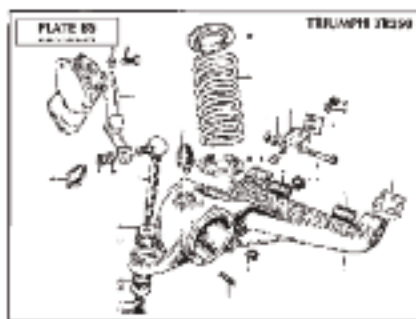
TR6 enthusiasts love TRF’s two-volume parts catalogue listed in the following section. Volume One is blue, and Volume Two is green. Regrettably, both volumes are out-of-print, but both are available for download from the web site. When I get time, I would like to print a limited run of both catalogues for sale.

But, if you are a TR250 enthusiast, the news is better. TRF still has a significant stock of the catalogue in paper form with red cover and good white paper inside. The TR250 catalogue contains 233 pages, including full-page plates. Nearly every part is illustrated, and original Triumph part numbers are used throughout. Virtually every part on the car is listed, including all individual hardware components. Availability and prices of parts are found in TRF’s online price list.

I am going to continue to sell this book at a very reasonable price, considering the cost of various other books on restoring and upgrading TR250 and TR6 sports cars. These books sell for four times as much, and they include fewer pages. Along with three other TRF workers, I spent a year making this catalogue in the late 1980’s.



TRF516914/SC



REAR, TAIL, NUMBER PLATE, BACK-UP, SIDEMARKER LAMPS			
Qty.	Part No.	Description	Qty.
1	151402	REAR TAIL LAMP ASSEMBLY with driver signal	2
1	151403	REAR TAIL LAMP ASSEMBLY with driver signal	2
1	151404	REAR TAIL LAMP ASSEMBLY with driver signal	2
1	151405	REAR TAIL LAMP ASSEMBLY with driver signal	2
1	151406	REAR TAIL LAMP ASSEMBLY with driver signal	2
1	151407	REAR TAIL LAMP ASSEMBLY with driver signal	2
1	151408	REAR TAIL LAMP ASSEMBLY with driver signal	2
1	151409	REAR TAIL LAMP ASSEMBLY with driver signal	2
1	151410	REAR TAIL LAMP ASSEMBLY with driver signal	2
1	151411	REAR TAIL LAMP ASSEMBLY with driver signal	2
1	151412	REAR TAIL LAMP ASSEMBLY with driver signal	2
1	151413	REAR TAIL LAMP ASSEMBLY with driver signal	2
1	151414	REAR TAIL LAMP ASSEMBLY with driver signal	2
1	151415	REAR TAIL LAMP ASSEMBLY with driver signal	2
1	151416	REAR TAIL LAMP ASSEMBLY with driver signal	2
1	151417	REAR TAIL LAMP ASSEMBLY with driver signal	2
1	151418	REAR TAIL LAMP ASSEMBLY with driver signal	2
1	151419	REAR TAIL LAMP ASSEMBLY with driver signal	2
1	151420	REAR TAIL LAMP ASSEMBLY with driver signal	2
1	151421	REAR TAIL LAMP ASSEMBLY with driver signal	2
1	151422	REAR TAIL LAMP ASSEMBLY with driver signal	2
1	151423	REAR TAIL LAMP ASSEMBLY with driver signal	2
1	151424	REAR TAIL LAMP ASSEMBLY with driver signal	2
1	151425	REAR TAIL LAMP ASSEMBLY with driver signal	2
1	151426	REAR TAIL LAMP ASSEMBLY with driver signal	2
1	151427	REAR TAIL LAMP ASSEMBLY with driver signal	2
1	151428	REAR TAIL LAMP ASSEMBLY with driver signal	2
1	151429	REAR TAIL LAMP ASSEMBLY with driver signal	2
1	151430	REAR TAIL LAMP ASSEMBLY with driver signal	2
1	151431	REAR TAIL LAMP ASSEMBLY with driver signal	2
1	151432	REAR TAIL LAMP ASSEMBLY with driver signal	2
1	151433	REAR TAIL LAMP ASSEMBLY with driver signal	2
1	151434	REAR TAIL LAMP ASSEMBLY with driver signal	2
1	151435	REAR TAIL LAMP ASSEMBLY with driver signal	2
1	151436	REAR TAIL LAMP ASSEMBLY with driver signal	2
1	151437	REAR TAIL LAMP ASSEMBLY with driver signal	2
1	151438	REAR TAIL LAMP ASSEMBLY with driver signal	2
1	151439	REAR TAIL LAMP ASSEMBLY with driver signal	2
1	151440	REAR TAIL LAMP ASSEMBLY with driver signal	2
1	151441	REAR TAIL LAMP ASSEMBLY with driver signal	2
1	151442	REAR TAIL LAMP ASSEMBLY with driver signal	2
1	151443	REAR TAIL LAMP ASSEMBLY with driver signal	2
1	151444	REAR TAIL LAMP ASSEMBLY with driver signal	2
1	151445	REAR TAIL LAMP ASSEMBLY with driver signal	2
1	151446	REAR TAIL LAMP ASSEMBLY with driver signal	2
1	151447	REAR TAIL LAMP ASSEMBLY with driver signal	2
1	151448	REAR TAIL LAMP ASSEMBLY with driver signal	2
1	151449	REAR TAIL LAMP ASSEMBLY with driver signal	2
1	151450	REAR TAIL LAMP ASSEMBLY with driver signal	2
1	151451	REAR TAIL LAMP ASSEMBLY with driver signal	2
1	151452	REAR TAIL LAMP ASSEMBLY with driver signal	2
1	151453	REAR TAIL LAMP ASSEMBLY with driver signal	2
1	151454	REAR TAIL LAMP ASSEMBLY with driver signal	2
1	151455	REAR TAIL LAMP ASSEMBLY with driver signal	2
1	151456	REAR TAIL LAMP ASSEMBLY with driver signal	2
1	151457	REAR TAIL LAMP ASSEMBLY with driver signal	2
1	151458	REAR TAIL LAMP ASSEMBLY with driver signal	2
1	151459	REAR TAIL LAMP ASSEMBLY with driver signal	2
1	151460	REAR TAIL LAMP ASSEMBLY with driver signal	2
1	151461	REAR TAIL LAMP ASSEMBLY with driver signal	2
1	151462	REAR TAIL LAMP ASSEMBLY with driver signal	2
1	151463	REAR TAIL LAMP ASSEMBLY with driver signal	2
1	151464	REAR TAIL LAMP ASSEMBLY with driver signal	2
1	151465	REAR TAIL LAMP ASSEMBLY with driver signal	2
1	151466	REAR TAIL LAMP ASSEMBLY with driver signal	2
1	151467	REAR TAIL LAMP ASSEMBLY with driver signal	2
1	151468	REAR TAIL LAMP ASSEMBLY with driver signal	2
1	151469	REAR TAIL LAMP ASSEMBLY with driver signal	2
1	151470	REAR TAIL LAMP ASSEMBLY with driver signal	2
1	151471	REAR TAIL LAMP ASSEMBLY with driver signal	2
1	151472	REAR TAIL LAMP ASSEMBLY with driver signal	2
1	151473	REAR TAIL LAMP ASSEMBLY with driver signal	2
1	151474	REAR TAIL LAMP ASSEMBLY with driver signal	2
1	151475	REAR TAIL LAMP ASSEMBLY with driver signal	2
1	151476	REAR TAIL LAMP ASSEMBLY with driver signal	2
1	151477	REAR TAIL LAMP ASSEMBLY with driver signal	2
1	151478	REAR TAIL LAMP ASSEMBLY with driver signal	2
1	151479	REAR TAIL LAMP ASSEMBLY with driver signal	2
1	151480	REAR TAIL LAMP ASSEMBLY with driver signal	2
1	151481	REAR TAIL LAMP ASSEMBLY with driver signal	2
1	151482	REAR TAIL LAMP ASSEMBLY with driver signal	2
1	151483	REAR TAIL LAMP ASSEMBLY with driver signal	2
1	151484	REAR TAIL LAMP ASSEMBLY with driver signal	2
1	151485	REAR TAIL LAMP ASSEMBLY with driver signal	2
1	151486	REAR TAIL LAMP ASSEMBLY with driver signal	2
1	151487	REAR TAIL LAMP ASSEMBLY with driver signal	2
1	151488	REAR TAIL LAMP ASSEMBLY with driver signal	2
1	151489	REAR TAIL LAMP ASSEMBLY with driver signal	2
1	151490	REAR TAIL LAMP ASSEMBLY with driver signal	2
1	151491	REAR TAIL LAMP ASSEMBLY with driver signal	2
1	151492	REAR TAIL LAMP ASSEMBLY with driver signal	2
1	151493	REAR TAIL LAMP ASSEMBLY with driver signal	2
1	151494	REAR TAIL LAMP ASSEMBLY with driver signal	2
1	151495	REAR TAIL LAMP ASSEMBLY with driver signal	2
1	151496	REAR TAIL LAMP ASSEMBLY with driver signal	2
1	151497	REAR TAIL LAMP ASSEMBLY with driver signal	2
1	151498	REAR TAIL LAMP ASSEMBLY with driver signal	2
1	151499	REAR TAIL LAMP ASSEMBLY with driver signal	2
1	151500	REAR TAIL LAMP ASSEMBLY with driver signal	2

127

Part No.	Description	No.Off	List Price	Your Price
----------	-------------	--------	------------	------------

TRF516914/SC

Spare Parts Catalogue and Engineering Assembly Manual, Triumph TR250 Sports Car.

A/R

First Edition, Third Printing, 1994,
c1989. 233 pages, full-page
illustrations, soft cover

BOOKS AND NOVELTIES

SPARE PARTS CATALOGUES, TR6

“TRF’s Two-Volume Paper Catalogue Is Out-of-Print Now, But It Is Available for Download and Use on the TRF Web Site”

I spent three years producing this two-volume catalogue back in the early 1990’s with the help of other TRF staff. Volume One (Blue) lists mechanical components, engine and related systems, clutch, gearbox, drive shaft, rear axle, suspension, steering, and brakes. Volume Two (Green) lists electrical components, body sheet metal and fittings, rubber seals, chrome, interior, weather equipment, and more. Volume One contains 261 pages, and Volume 2 contains 268 pages. Virtually, every part is listed, all sections are fully illustrated on separate full-page plates, and Triumph factory part numbers are listed throughout. Many sections are updated with better illustrations than those found in the Triumph factory spare parts catalogues, and parts are included and illustrated that never made it into the factory catalogues. All TR6 model years are covered in one listing, while separate factory catalogues were produced for several model year sequences.

The advantage of the online catalogues over the original paper editions is that you can click on the part numbers or on the illustrations to put parts into your online shopping cart. Disadvantages of the two-volume catalogue, whether in paper form or online, include the possibility that it may contain too much information. If so, you are currently holding in your hand a perfect solution. The TR250, TR6 Glove Box Companion, lists nearly all of the parts that you will ever require to maintain or repair your car in an easy-to-use format. Note that both volumes of the catalogue may be downloaded section-by-section if you require a paper reference for specific maintenance or repair work.

It is possible, even likely, that I will find the time to print paper editions of the two-volume catalogue again sometime. If so, availability and prices will appear in later editions of this Glove Box Companion either in paper form or on the web site.




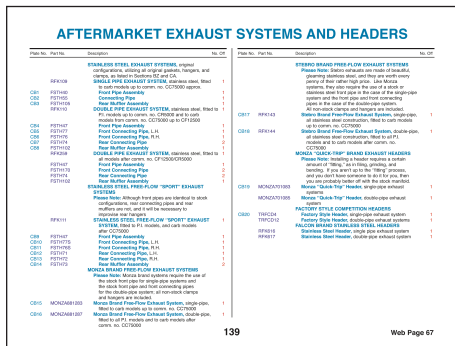
RFP228



RFP231

Section Continues ►►

SPARE PARTS CATALOGUES, TR6—Continued



Part No.	Description	No.Off	List Price	Your Price
----------	-------------	--------	------------	------------

A/R **Online Catalogue**

A/R Online Catalogue

BOOKS AND NOVELTIES

FACSIMILE OWNER’S HANDBOOKS, TR250, TR6, U.S.A. MODELS

“Perfect Replacements for Lost Originals”

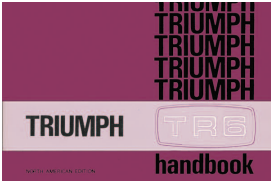
When I was studying for my Masters Degree in Librarianship at the University of Pittsburgh, I took a course in bibliography from a professor who visited every summer from the Vatican Library. From that course, I learned a lot about how books are printed and made. This training was very useful to me when it came to printing owner’s handbooks good enough to pass as originals. If you purchase one of the books listed here you will have exactly what came in the glove box of your car when it was new, except that each of the handbooks listed here is brand new. If you still have your original manual, you may want to put it away for safekeeping and keep a new one in your glove box for easy reference.



545033



545074



545111/73

Part No.	Description	No.Off	List Price	Your Price
545033	Owner’s Handbook , facsimile edition, TR250, pink cover	1		
545074	Owner’s Handbook , facsimile edition, TR6, 1969-71, blue cover	1		

Note: Please let us know if you have a handbook for 1969-71 which does not fit the description provided. We are always happy to learn new information.


545111/72	Owner’s Handbook , facsimile edition, TR6, 1972, purple cover	1		
545111/73	Owner’s Handbook , facsimile edition, TR6, 1973, purple cover	1		
545111/74	Owner’s Handbook , facsimile edition, TR6, 1974, purple cover	1		
545111/75	Owner’s Handbook , facsimile edition, TR6, 1975, purple cover	1		
545111/76	Owner’s Handbook , facsimile edition, TR6, 1976, purple cover	1		

BOOKS AND NOVELTIES


USEFUL BOOKS ON TR5, TR250, AND TR6 RESTORATION AND UPGRADES

“Like Having an Expert Triumph Mechanic at Your House All the Time”

The Roadster Factory has stocked the “How to Restore” book for a number of years, and the “Improve” Book since the day it was published. This writer refers to them constantly, and I have made them “required reading” in TRF’s Sales and Technical Research Departments. When the “Improve” book first came into stock at TRF, I took it home and literally sat up all night devouring the information provided. The improvements are not cheap cosmetic stuff such as you might expect but great information on giving your car more power, better suspension, better steering, better brakes and a whole lot more. If you are in the midst of a restoration or if you have one in the planning stages, the “Restore” book really shows you how to make body repairs, such as replacing sills, rear door posts, door skins, interior components, chassis frame repairs, mechanical restoration, and interior work, including seat reupholstery. If you consider yourself a serious TR250 or TR6 enthusiast, you will be very pleased to own both of these books, as you will refer to them every time you work on your car.



RFP600



RFP611

Part No.	Description	No. Off	List Price	Your Price
RFP600	BOOK: “How to Restore Triumph TR5, TR250, and TR6,” by Roger Williams. Soft cover, 191 pages; packed with photos and some drawings. Excellent source of information on rebuilding a TR250 or TR6 sports car.	A/R		
RFP611	BOOK: “How to Improve Triumph TR5, TR250, and TR6,” by Roger Williams. (Speedpro Series). 144 pages colour photos, soft cover. If you want to improve the performance of your TR250 or TR6 sports car.	A/R		

BOOKS AND NOVELTIES

BOOKS BY KAS KASTNER ON TRIUMPH RACING


“All Kastner Books in Stock as Catalogue Goes to Printer...”

First Book, “Kas Kastner’s Triumph Preparation Handbook”


This book is a compilation of the information provided in the original Competition Preparation Manuals, written by Mr. Kastner and published by British Leyland in the 1960’s and 1970’s, but it goes a lot further and provides the background of The Competition Department and the cars that Kas prepared for it. The book provides personal insights not available from the original manuals.

Second Book, “Kas Kastner’s Historical & Technical Guide for Triumph Cars”

This second book updates Mr. Kastner’s first book by detailing current preparation of the cars for vintage racing. Kas also went around to racers’ shops and to businesses which cater to racers, companies like Carrillo, which makes fantastic steel connecting rods. Many racing parts are profiled, and many Triumph racing secrets are shared. If you liked the first book, you will certainly like this one too.



RFP625



RFP700

Part No.	Description	No.Off	List Price	Your Price
RFP625	First Book, “Kas Kastner’s Triumph Preparation Handbook,” 2003; 272 pages, spiral bound	A/R		
RFP701	Second Book, “Kas Kastner’s Historical & Technical Guide for Triumph Cars,” 2005; 215 pages, spiral bound	A/R		

Section Continues ►►

BOOKS AND NOVELTIES

BOOKS BY KAS KASTNER ON TRIUMPH RACING
—Continued**Third Book, “Kas Kastner’s Racing, Winning, and Other Myths in Triumph Cars”**


Mr. Kastner’s third book provides his views on vintage racing and includes many recommendations for success. More stories about the Competition Department and specific vintage racing stories. Information on rear shocks for solid axle TR’s, Spitfire rear hubs, TR4A front suspension, exhaust headers, Lucas fuel injection, cages and roll bars, and literally dozens of other topics. Look for the story on the Ambro Project now revived by Joe Alexander.

Fourth Book, “Kas Kastner’s Triumphs”

This is Kastner’s fourth book, entitled “Kas Kastner’s Triumphs—Race Cars, Street Cars, and Special Cars, Australia, Britain, Canada, Germany, Italy, and the USA.” Unlike the smaller format of the earlier books, this one is a full 8-1/2 by 11 inches. There are some twenty-seven chapters and one-hundred pages on building a racing GT6. There are chapters on individual cars and racers, and there are mechanical sections on specific problems such as brake cooling and leaking rear seals on TR3 and TR4 models.



RFP705



RFP708


Part No.	Description	No. Off	List Price	Your Price
RFP705	Third Book, “Kas Kastner’s Racing, Winning, and Other Myths in Triumph Cars,” 2006; 240 pages, spiral bound	A/R		
RFP708	Fourth Book, “Kas Kastner’s Triumphs,” 2010; 252 pages, 500+ photos plus a DVD with more photos	A/R		

BOOKS AND NOVELTIES

COMPETITION PREPARATION MANUAL, TR250, TR6

*“The Original British Leyland Competition Preparation Manual
Written by Kas Kastner”*

This is the book that Kas Kastner wrote to aid TR250 and TR6 owners in preparing their cars for SCCA Club Racing. Some of the information is a little dated now if you are planning to campaign for a national championship, but it is the stuff that resulted in a great deal of success for guys like Bob Tullius, Paul Newman, and Lee Mueller back when the cars were new. If you are preparing a car for vintage racing, or if you want to know more of the theory behind engine building, this little book provides a good inexpensive reference.




RFP1

Part No.	Description	No. Off	List Price	Your Price
RFP1	Competition Preparation Manual, TR250, TR6, 32 pages, illus. soft cover	A/R		

A FAVOURITE BOOK FOR TR250 AND TR6 ENTHUSIASTS

“The Best Book for an Enjoyable Read...”

This book was an instant success when it was published in the early 1980’s. But it was printed in a very small edition, and it quickly went out of print. The Roadster Factory approached the authors and the publisher, and we received permission to reprint the book. “The Companion” is full of information not found elsewhere, and it explores the role of Bruce McWilliams in developing the TR250 and TR6 models for the U.S. market place. It also provides coverage of competition in SCCA racing, including the winning of a national championship by Paul Newman in the ex-Group 44 TR6. An easy read, this book provides a quick look at the specific history you need to know about your car to talk with the friends you meet at car events.



RFP36

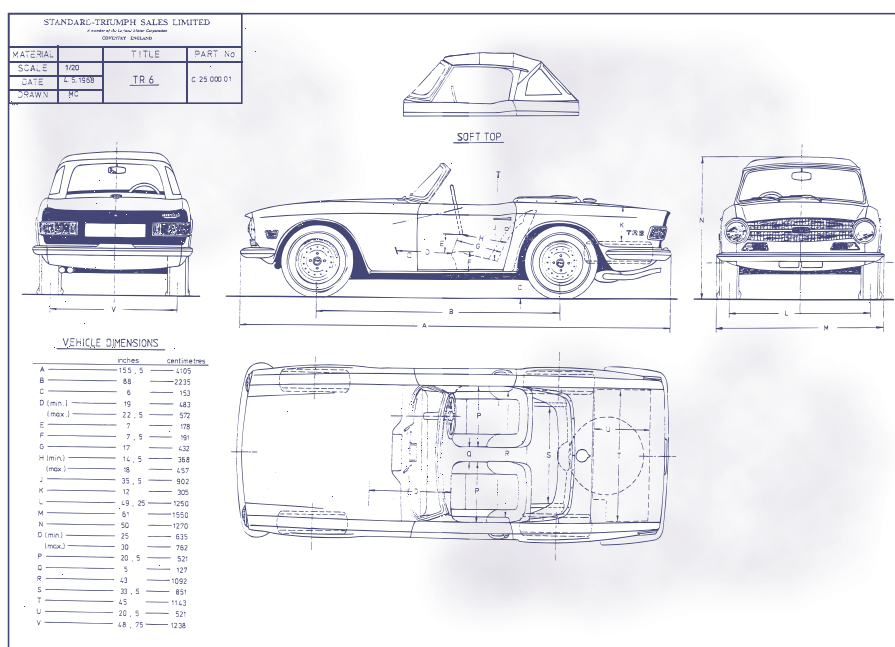
Part No.	Description	No. Off	List Price	Your Price
RFP36	BOOK; “The Triumph TR5, TR250, and TR6 Companion,” by Steven Rossi and Ian Clarke. 118 pages, 120 illustrations, soft cover.	A/R		

BOOKS AND NOVELTIES

BLUEPRINT DESIGNS FOR TR6 BODY SHELL

“Suitable for Framing and Useful for Model Makers”

Blueprint designs are presented in a format to simulate actual blueprints which were a way of reproducing engineering drawings used for decades before digital formats existed. Our “blueprints” are printed on glossy paper with realistic blueprint smudges always found on prints made by this process from drawings made by draughtsmen in the draughting departments of engineering companies. TRF has a file which contains many Triumph factory parts drawings in blueprint form. Our blueprint simulations show top, side, front, and rear views of the car with dimensions indicated. These might look wonderful in frames hanging on the wall of your den or office, or you might just want to pin them up as they are in your garage or your dorm room.



RFN820

Part No.	Description	No. Off	List Price	Your Price
RFN820	Blueprint Drawing, TR6 body shell with dimensions; includes top view, side view, front view, rear view, etc.; printed on glossy paper simulating the blueprint process; suitable for framing or for just pinning up on your bulletin board, size of print is 11-3/4 inches x 16-1/4 inches			A/R

BOOKS AND NOVELTIES

ART PRINTS OF TR6 IN THE STYLE OF ANDY WARHOL

“Framable Art for Your Office, Den, or Garage”

We are big on Andy Warhol here in the Pittsburgh area, as Pittsburgh was Warhol’s home town, and we have a lovely Warhol museum here. Warhol silk-screened repetitive images in different colours, a style which is mimicked in these new TR6 prints by graphic artist, Jim Dougher of Graphics Un-Ltd. in upstate New York.

Prints are suitable for framing, they measure eighteen-inches by twenty-four inches, and they have a protective water-based coating. These prints are nice enough to frame, but at the price offered, you can also hang them in the garage or pin them up on the wall over your bed.



RFN3009

Part No.	Description	No.Off	List Price	Your Price
RFN3009	Art Print, TR6 design, by Jim Dougher, 18-inches x 24-inches	A/R		

BOOKS AND NOVELTIES

MORE ART PRINTS BY JIM DOUGHER, "TR6 NIGHT SERIES"

"Interesting Effects Created by Headlamps in the Night"

Framable art by Jim Dougher depicting the TR6 at night in three choices of body colours. Prints are twelve-inches by seventeen-inches, and they are printed on archival paper to last a long time. Car representations are highly detailed, and the lights appear to glow right off the paper. Picture the set of three mounted in frames and hanging on the wall of your office behind your desk. It would be kind of a shame to just pin up art of this quality in your garage or in your room at the frat house, but they would look very nice there as well...



Night Series

Triumph TR6

RFN3011/RED

Part No.	Description	No. Off	List Price	Your Price
RFK1052	"NIGHT SERIES," TR6; set of three prints	A/R		
RFN3011/RED	Art Print, car colour is red	A/R		
RFN3011/BRG	Art Print, car colour is British racing green	A/R		
RFN3011/BLU	Art Print, car colour is dark blue	A/R		

BOOKS AND NOVELTIES

COLOURFUL BASEBALL CAPS WITH EMBROIDERED EMBLEMS

“Logo Designed By Our Friend, Larry Rupp”

Our friend Larry Rupp supplied similar baseball caps to us for many years before his disappearance. To remember him, we have duplicated the embroidered emblems, and we have them produced on premium-quality, all-cotton caps with a low-profile silhouette. Now that Larry is gone, you will not find these caps anywhere else.



RFN83/RED

RFN83/BLK

RFN83/STN

RFN83/BLU



CLOSE-UP VIEW OF DESIGN



VIEW OF CAP BACK SHOWING THE ADJUSTMENT BUCKLE

Part No.	Description	No.Off	List Price	Your Price
BASEBALL CAPS , with unique embroidered Triumph logos; one size fits all				
RFN83/NVY	Baseball Cap , navy blue		A/R	
RFN83/RED	Baseball Cap , red		A/R	
RFN83/STN	Baseball Cap , stone (light khaki)		A/R	
RFN83/BLK	Baseball Cap , black		A/R	

BOOKS AND NOVELTIES

CLASSIC MARQUE T-SHIRTS FOR TRIUMPH ENTHUSIASTS

“Always in Style and Always Appropriate...”

Basic wardrobe items for Triumph enthusiasts, you can wear these with shorts, khakis, jeans, even with a blazer on occasion. And, TRF's T-shirts are always loaded with quality. Heavy-weight, all cotton material. Excellent silkscreening. Five colours to choose from. Bright and fresh when new, but look even better with age and wear. Choose several to always have a clean T-shirt on hand.



Part No.	Description	No.Off	List Price	Your Price
TRIUMPH T-SHIRTS , all cotton material with silkscreened logos; please specify size when ordering				
RFN451	T-shirt , white cotton, with navy logo		A/R	
RFN452	T-shirt , navy blue cotton, with white logo		A/R	
RFN530	T-shirt , red cotton, with white logo		A/R	
RFN453	T-shirt , athletic grey cotton, with navy blue logo		A/R	
RFN513	T-shirt , green cotton, with white logo		A/R	

BOOKS AND NOVELTIES

TRF’S OWN KEY FOBBS, TR250, TR6

“Collector-Quality Leather Fobs with Cloisonne Emblems”

We designed these fobs and made one-thousand of each more than twenty years ago. They were made for us in the old jewelry quarter of Birmingham where British car badges have been made for more than a century. Fobs are black top-grain leather stamped in gold on the back with TRF contact information. The little emblems are made just like car badges by melting powdered glass onto the metal backings. After firing, the badges are polished and the metal is plated, and the finished badges are mounted on the fobs. Note that fobs are also available for other Triumph models and MG. It is hard to believe that you can purchase such an example of traditional British craftsmanship for such a low price...



Part No.	Description	No.Off	List Price	Your Price
RFN33	Key Fob , miniature TR250 bonnet badge mounted on a black leather fob	A/R		
RFN24	Key Fob , miniature TR6 grille badge mounted on a black leather fob	A/R		
RFN23	Key Fob , with TRF’s Union Jack emblem mounted on a black leather fob	A/R		

BOOKS AND NOVELTIES

DEALER DEMONSTRATOR LICENSE PLATES, TR250, TR6

“As Used by British Leyland at Motor Shows and in Dealer Showrooms”


The TR6 plate was actually designed and used by British Leyland, and a version of the TR250 plate also existed, but it was not as well-designed graphically as the one we offer now. These plates are useful as front plates in states which use no front plate, particularly on very late TR6 models and other cars clearly designed for the use of a front plate. They also make good wall decorations for your garage, den, office, or dorm room. All plates are painted metal. Very popular novelty items.



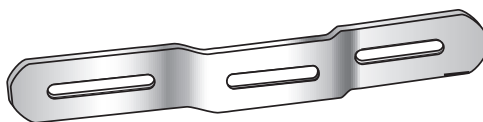
LP8



LP4



LP2



LP11

Part No.	Description	No. Off	List Price	Your Price
LP8	License Plate , Triumph TR250	A/R		
LP4	License Plate , Triumph TR6	A/R		
LP2	License Plate , Union Jack (British Flag)	A/R		
LP11	Bracket , rear license plate; replica of ones used originally on TR250 and TR6 models sold in the U.S.	1		

BOOKS AND NOVELTIES

ENGLISH TARTAN TRAVEL BLANKETS

“Pure New Wool Makes These Blankets Cozy and Warm”

I’ve always loved wool blankets, and for most of my life I’ve had on my bed a U.S. Navy wool blanket that my father brought home from the war. On my first college trip to study literature in England, I brought blankets home as gifts for my mother and for my future wife, and I continued to bring blankets back every time I traveled there. TRF has a collection of these now that we still use on the display tables whenever we travel to outdoor car events, and I have three or four blankets that I keep in my work area at to keep me warm on cold evenings.

It is the same at home, where I keep tartan blankets on the sofas and chairs in the living room, and I have a huge red blanket with black end stripes on my bed along with my father’s navy blanket. The red blanket is a Witney “Five-Point” Blanket made in Witney in Oxfordshire where British Motor Heritage is located today. It is called a “Five Point” Blanket because it was worth five beaver pelts when traded with the Indians in North America. I do not know if they are still making blankets in Witney, but I am glad that we found a new source for the tartan travel blankets that we sell, as our old supplier went out of business. I will have to travel in England some time with the goal of finding more blanket mills.

I love all of the plaids listed below, and one of them can be the start of your own collection or an addition to a collection that you may have started long ago. I always like to give blankets as presents, and you may want to keep this idea in mind for birthdays and other occasions.



RFN1202
DRESS GORDON TARTAN

RFN1200
BLACK WATCH TARTAN

RFN1206
KILGOUR TARTAN

Part No.	Description	No.Off	List Price	Your Price
TARTAN BLANKETS, made in England of pure new wool, about 60-inches x 72-inches, end fringe				
RFN1200	Tartan Blanket, Black Watch tartan, the plaid of the Black Watch Regiment in the British army, dark green and navy	A/R		
RFN1202	Tartan Blanket, Dress Gordon tartan, navy, green, white, and yellow	A/R		
RFN1206	Tartan Blanket, Kilgour tartan, red, navy, green, purple, and yellow	A/R		

BOOKS AND NOVELTIES

COFFEE AND TEA MUGS FROM TRF FOR TRIUMPH
ENTHUSIASTS*“Unique Designs May Generate Conversation During Coffee
Breaks at Work”*

I'm a tea drinker myself, but I am sure that you will enjoy these mugs just as much if your preference is for coffee. The “Triumph of England” mug was new last year at Christmas, and it has sold well all year. The “Triumph—Glory Still Exists” mug dates back to the time of my TR250 rallye car's run in the One Lap of America, as we gave out the bumper stickers on which the design is based at every stop along the way. Therefore this coffee mug also comes with one of the bumper stickers which makes a great decoration for tool boxes, etc.

I like all of the logos that we have designed for The Roadster Factory and for The Coventry Inn, but I really love the TRF Car Club logo just because it is so pretty, and it is the Car Club mug that I use at home for my tea in the mornings. Our mugs are nice and big, and they are of good quality too. They also include great logos, and the logos do not fade in time by my own experience. Any of these mugs would make a nice present for almost anyone related to the Triumph car hobby, and you should feel free to treat yourself to a present now and then...



RFN1991



OPPOSITE SIDE OF TR MUG RFN1991



RFN2011



RFN1995



RFN557

Part No.	Description	No. Off	List Price	Your Price
RFN1991	Coffee or Tea Mug , Triumph logo on one side and British flag on the other side, red and blue on white	A/R		
RFN2011	Coffee or Tea Mug , TRF Car Club logo, blue and red on white	A/R		
RFN1995	Coffee or Tea Mug , “Triumph—Glory Still Exists” logo, green and orange on white; comes with a free bumper sticker	A/R		
RFN557	Bumper Sticker , “Triumph—Glory Still Exists” logo, orange and green on white	A/R		

ESSENTIAL MAINTENANCE

BRAD PENN “PENN GRADE 1” HIGH-PERFORMANCE ENGINE OILS RICH IN ZINC AND PHOSPHOROUS REQUIRED BY CLASSIC ENGINES

“The Correct Engine Oil Choices for TR250, TR6”

Penn Grade High-Performance Engine Oils are produced by American Refining Group, Inc. at a very special address on Kendall Avenue in Bradford, Pennsylvania, the refinery where Kendall Oils and Amalie Oils were produced in years gone by. The new brand name for these oils is “Brad Penn.” and they are produced from Pennsylvania Grade Crude Oil which has superior characteristics for refining into engine lubricants. All oils listed have a ZDDP additive to provide zinc and phosphorous required for classic engines with flat valve tappets. Therefore, it is not necessary to add ZDDPlus when performing oil changes. TRF is proud to distribute these high-quality oils, products for which Pennsylvania has always been famous. TRF offers two multi-weight oils and two single weight oils by the quart or by six or twelve quart packages.



BPPG1040/1

Part No.	Description	No.Off	List Price	Sale Price
PENN GRADE “1” ENGINE OIL , partial synthetic, SAE 10W-40, with ZDDP additive				
BPPG1040/1	Engine Oil , 10W-40; per quart	A/R		
BPPG1040/5	Engine Oil , 10W-40; 5 quarts	A/R		
BPPG1040/6	Engine Oil , 10W-40; 6 quarts	A/R		
BPPG1040/12	Engine Oil , 10W-40; 12 quarts	A/R		
PENN GRADE “1” ENGINE OIL , partial synthetic, SAE 20W-50, with ZDDP additive				
BPPG2050/1	Engine Oil , 20W-50; per quart	A/R		
BPPG2050/5	Engine Oil , 20W-50; 5 quarts	A/R		
BPPG2050/6	Engine Oil , 20W-50; 6 quarts	A/R		
BPPG2050/12	Engine Oil , 20W-50; 12 quarts	A/R		
PENN GRADE “1” ENGINE OIL , SAE 30, with ZDDP additive				
BPPG30/1	Engine Oil , SAE 30; per quart	A/R		
BPPG30/5	Engine Oil , SAE 30; 5 quarts	A/R		
BPPG30/6	Engine Oil , SAE 30; 6 quarts	A/R		
BPPG30/12	Engine Oil , SAE 30; 12 quarts	A/R		
PENN GRADE “1” ENGINE OIL , SAE 40, with ZDDP additive				
BPPG40/1	Engine Oil , SAE 40; per quart	A/R		
BPPG40/5	Engine Oil , SAE 40; 5 quarts	A/R		
BPPG40/6	Engine Oil , SAE 40; 6 quarts	A/R		
BPPG40/12	Engine Oil , SAE 40; 12 quarts	A/R		

ESSENTIAL MAINTENANCE

YOUR ENGINE OIL MAY BE RUINING YOUR ENGINE!

“Modern Oils Without Zinc and Phosphorous Are Not Suitable for Older Engines with Flat Valve Tappets”

New car manufacturers have worked with commercial oil companies to remove zinc and phosphorous from engine oils. This is desirable to new car manufacturers, as zinc and phosphorous cause early failure of catalytic converters. You may find some older oils designated “SL,” and these still retain some zinc and phosphorous. Later oils, which are about all you can find in auto parts stores now, are designated “SM,” and these oils do not have the zinc and phosphorous critical to the life of camshafts and flat valve tappets fitted along with high valve spring pressures. New car manufacturers have compensated for low zinc and phosphorous by fitting roller tappets with lower spring pressures. In case you don’t know, all of the engines in models serviced by TRF use flat valve tappets.

**ZDDP101**

TRF now offers two ways for our customers to provide the zinc and phosphorous required by classic Triumph sports car engines. One way is to use the oil you can buy locally but to add a product known as ZDDPlus. This product replaces the zinc and phosphorous that your engine requires. You will find ZDDPlus listed below. The second way to solve the problem is to purchase Penn Grade High Performance Motor Oil which is made in the old Kendall and Amalie refinery in Bradford, Pennsylvania. This oil is especially formulated for classic car engines, and it contains the zinc and phosphorous your engine requires. You will find Penn Grade oils listed on the previous page.

Part No.	Description	No.Off	List Price	Sale Price
ZDDP101	ZDDPlus Engine Oil Additive; restores levels of zinc and phosphorous required for long life of engines with flat valve tappets	A/R		



ESSENTIAL MAINTENANCE

GL4 GEAR LUBE, TR250, TR6

“The Correct Grade for Classic Gearboxes with Yellow Metal Components”

Commonly available gear lube from auto parts stores is GL5 which actually contains additives harmful to yellow metal components such as bronze bushes, gearbox synchros, thrust washers, etc. Some time ago, Castrol discontinued its version of GL4, and we had nothing to sell for classic car owners for a while. GL4 has now been reintroduced by American Refining Group, Inc., the makers of Brad Penn oils. This company now occupies the old Kendall refinery in Bradford, Pennsylvania, where Kendall, Amalie, and Wolf’s Head oils were produced, and we thank them for making this product available for British car enthusiasts.



BPGL4

Part No.	Description	No.Off	List Price	Your Price
BPGL4	Brad Penn GL4 Gear Lube, SAE 80W-90, “The Green Oil,” supplied in quart containers with “needle” spouts	A/R		

LUCAS FUEL STABILIZER COMBATS BAD EFFECTS OF ETHANOL IN PUMP GAS

“Prevents Damage to Seals in Fuel Pumps and Carburettors and Stabilizes Ethanol Fuel Which Can Deteriorate in Just Two Weeks if It Sits in Your Fuel Tank”

TRF customers have experienced more leaks in fuel system components with ethanol fuel. Use of ethanol fuels also increases rust and corrosion in fuel tanks and other components. Lucas “Safeguard” Ethanol Fuel Conditioner solves these problems while prolonging the short life of gasoline with ethanol by stabilizing the fuel and preventing the formation of gum and varnish. We have performed experiments where we placed various fuel system seals in gasoline with ethanol and in gasoline with ethanol and fuel stabilizer. Seals in ethanol fuel without stabilizer shrank noticeably while seals in fuel with stabilizer did not. I have started using this product now myself even in my lawn mower gas...



LSFC16

Part No.	Description	No.Off	List Price	Sale Price
LSFC16	Lucas “Safeguard” Fuel Conditioner, for use with ethanol fuels; approx. 16 oz. treats eighty gallons of fuel	A/R		