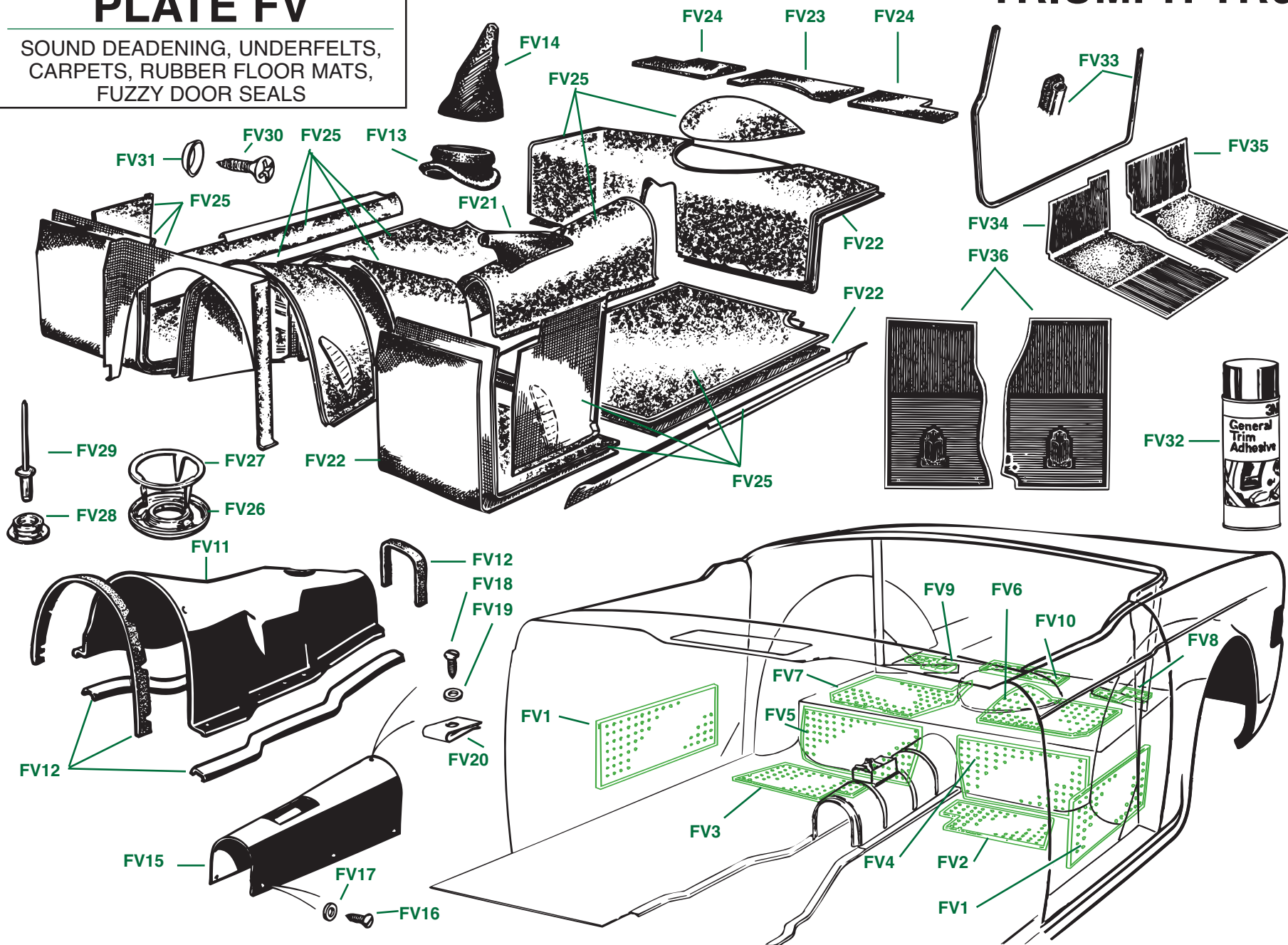


# PLATE FV

SOUND DEADENING, UNDERFELTS,  
CARPETS, RUBBER FLOOR MATS,  
FUZZY DOOR SEALS

## TRIUMPH TR6



# SOUND DEADENING, UNDERFELTS, CARPETS, RUBBER FLOOR MATS, FUZZY DOOR SEALS

Plate No.	Part No.	Description	No. Off
	RFK872	<b>SOUND DEADENING PAD KIT</b>	1
FV1	616888	<b>Pad</b> , sound deadening, inside door shells	2
FV2	626560	<b>Pad</b> , sound deadening, rear floor behind seat, L.H.	1
FV3	626561	<b>Pad</b> , sound deadening, rear floor behind seat, R.H.	1
FV4	619138	<b>Pad</b> , sound deadening, heel board, L.H.	1
FV5	619139	<b>Pad</b> , sound deadening, heel board, R.H.	1
FV6	626562	<b>Pad</b> , sound deadening, rear shelf, L.H.	1
FV7	626563	<b>Pad</b> , sound deadening, rear shelf, R.H.	1
FV8	626694	<b>Pad</b> , sound deadening, under fuel tank, outer, L.H.	1
FV9	626695	<b>Pad</b> , sound deadening, under fuel tank, outer, R.H.	1
FV10	626565	<b>Pad</b> , sound deadening, under fuel tank, center	1
		<b>GEARBOX COVERS AND GEARSHIFT BOOTS</b>	
	RFK779	<b>GEARBOX COVER AND INSTALLATION KIT</b>	1
FV11	FGP10	<b>Gearbox Cover</b> , space-age plastic	1
FV12	GCS6	<b>Seal Set</b> , gearbox cover; four rubber sealing strips	1
	RFK157	<b>Hardware Kit</b> , securing gearbox cover; forty-one hardware pieces	1
		<b>GEARSHIFT BOOTS</b>	
FV13	709329	<b>Boot</b> , rubber, lower	1
FV14	622381	<b>Gauntlet</b> , sewn black vinyl with rubber boot inside; stag-grained vinyl, fitted up to comm. nos. CF1 and CR1	1
	631881	<b>Gauntlet</b> , sewn black vinyl with rubber boot inside; longhorn-grained vinyl, fitted after comm. nos. CF1 and CR1	1
		<b>REAR TUNNEL DETAILS</b>	
FV15	809060	<b>Panel</b> , tunnel cover, fibreboard	1
	FGP809060	<b>Panel</b> , tunnel cover, space-age plastic	1
	RFK1064	<b>HARDWARE KIT</b> , securing tunnel cover	1
		<b>HARDWARE</b> , securing tunnel cover panel to steel propellor shaft tunnel	
FV16	YA304	<b>Screw</b> , self-tapping	6
FV17	WP4	<b>Washer</b> , plain	6
		<b>HARDWARE</b> , securing tunnel cover panel to support bracket	
FV18	YA304	<b>Screw</b> , self-tapping	1
FV19	WP8005	<b>Washer</b> , plain	1
FV20	FU2543/4	<b>Nut</b> , fix	1

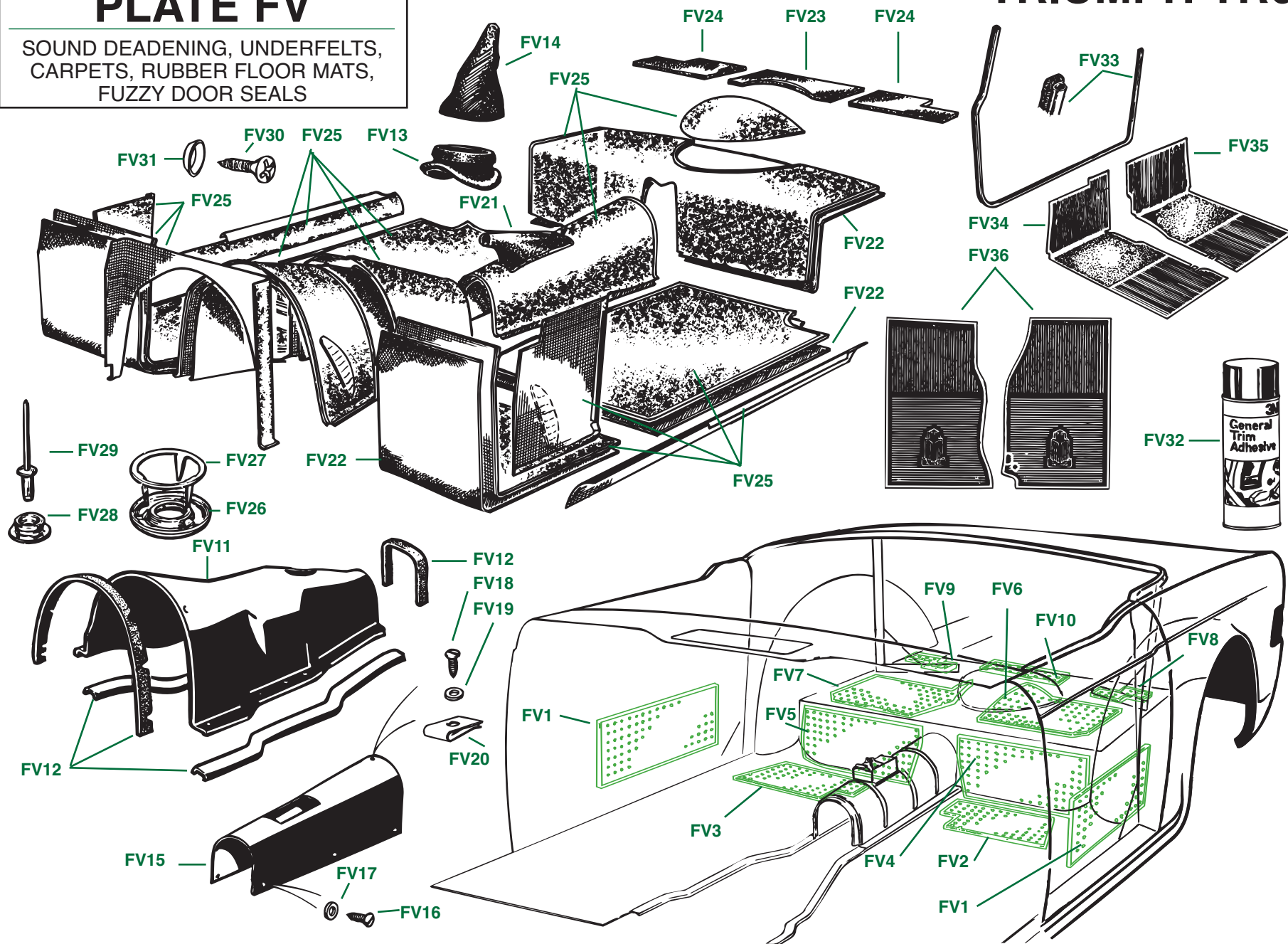
Plate No.	Part No.	Description	No. Off
		<b>HANDBRAKE LEVER BOOTS</b> ; may be secured to tunnel cover panel or sewn to carpet piece; both are original	
		<b>Please Note:</b> Handbrake boots are sewn into TRF's carpet sets in correct interior vinyl colours.	
		<b>HANDBRAKE LEVER BOOTS</b> , stag-grained vinyl, fitted up to comm. nos. CF1 and CR1	
FV21	622691	<b>Boot</b> , handbrake lever, black	1
	622692/BRD	<b>Boot</b> , handbrake lever, bright red	1
	622692/MTR	<b>Boot</b> , handbrake lever, matador red	1
	622693	<b>Boot</b> , handbrake lever, light tan	1
	629663	<b>Boot</b> , handbrake lever, new tan	1
	622697	<b>Boot</b> , handbrake lever, shadow blue	1
		<b>HANDBRAKE LEVER BOOTS</b> , longhorn-grained vinyl, fitted after comm. nos. CF1 and CR1	
	631871	<b>Boot</b> , handbrake lever, black	1
	625283	<b>Boot</b> , handbrake lever, new tan	1
	631873	<b>Boot</b> , handbrake lever, chestnut	1
	631874	<b>Boot</b> , handbrake lever, beige	1
	631877	<b>Boot</b> , handbrake lever, shadow blue	1
		<b>UNDERFELT</b>	
FV22	CUF6/J	<b>Carpet Underfelt Kit</b> ; complete set of pieces cut to correct shapes; original jute underfelt material	1
	CUF6/S	<b>Carpet Underfelt Kit</b> ; complete set of pieces cut to correct shapes; synthetic underfelt material	1
	RFK874	<b>UNDERFELT KIT</b> , under fuel tank; three pieces	1
FV23	618607	<b>Underfelt</b> , center	1
FV24	608608	<b>Underfelt</b> , outer; fits L.H. or R.H.	2

(Continued on next page.)

# PLATE FV

SOUND DEADENING, UNDERFELTS,  
CARPETS, RUBBER FLOOR MATS,  
FUZZY DOOR SEALS

## TRIUMPH TR6



# SOUND DEADENING, UNDERFELTS, CARPETS, RUBBER FLOOR MATS, FUZZY DOOR SEALS

Plate No.	Part No.	Description	No. Off
		<b>Please Note:</b> Carpet sets are custom-made for each order, and custom details such as special binding colours are available. Please discuss any special needs with your salesperson. Free carpet and binding samples are available upon request; please specify colours desired.	
		<b>WILTON WOOL CARPET KITS;</b> complete carpet sets manufactured by The Magic Carpet Factory from material loomed in England; edges bound, rubber protection pads, and fibreboard backings as original, wool carpets originally fitted up to comm. nos. CF1 and CR1; also fits later models perfectly if Wilton wool carpet is preferred	
FV25	CT61/BLK	<b>Carpet Set,</b> wool, black	1
	CT61/RED	<b>Carpet Set,</b> wool, red with bright red binding	1
	CT61/MTR	<b>Carpet Set,</b> wool, red with matador red binding	1
	CT61/BLU	<b>Carpet Set,</b> wool, shadow blue	1
	CT61/LTN	<b>Carpet Set,</b> wool, Triumph light tan, an original colour, 1969, early 1970	1
	CT61/NTN	<b>Carpet Set,</b> wool, Triumph new tan, an original colour, 1970-72	1
	CT61/STN	<b>Carpet Set,</b> wool, very light tan; not an original colour—please specify binding colour desired	1
	CT61/GRY	<b>Carpet Set,</b> wool, grey; not an original colour—please specify binding colour desired	1
	CT61/NVY	<b>Carpet Set,</b> wool, navy blue; not an original colour—please specify binding colour desired	1
		<b>TUFTED NYLON CARPET KITS;</b> complete carpet sets manufactured by The Magic Carpet Factory from material made in England; edges bound, rubber protection pads, and fibreboard backings as original, tufted nylon carpets originally fitted after comm. nos. CF1 and CR1; also fits earlier models perfectly if tufted nylon carpet is preferred	
	CT62/BLK	<b>Carpet Set,</b> tufted nylon, black	1
	CT62/MTR	<b>Carpet Set,</b> tufted nylon, matador red	1
	CT62/BLU	<b>Carpet Set,</b> tufted nylon, shadow blue	1
	CT62/DTNT	<b>Carpet Set,</b> tufted nylon, dark tan with new tan binding and brake boot, as original for cars with new tan interiors	1
	CT62/DTCT	<b>Carpet Set,</b> tufted nylon, dark tan with chestnut binding and brake boot, as original for cars with chestnut interiors	1
	CT62/DTCTBG	<b>Carpet Set,</b> tufted nylon, dark tan with chestnut binding and beige brake boot, as original for cars with beige interiors, 1975-76	1

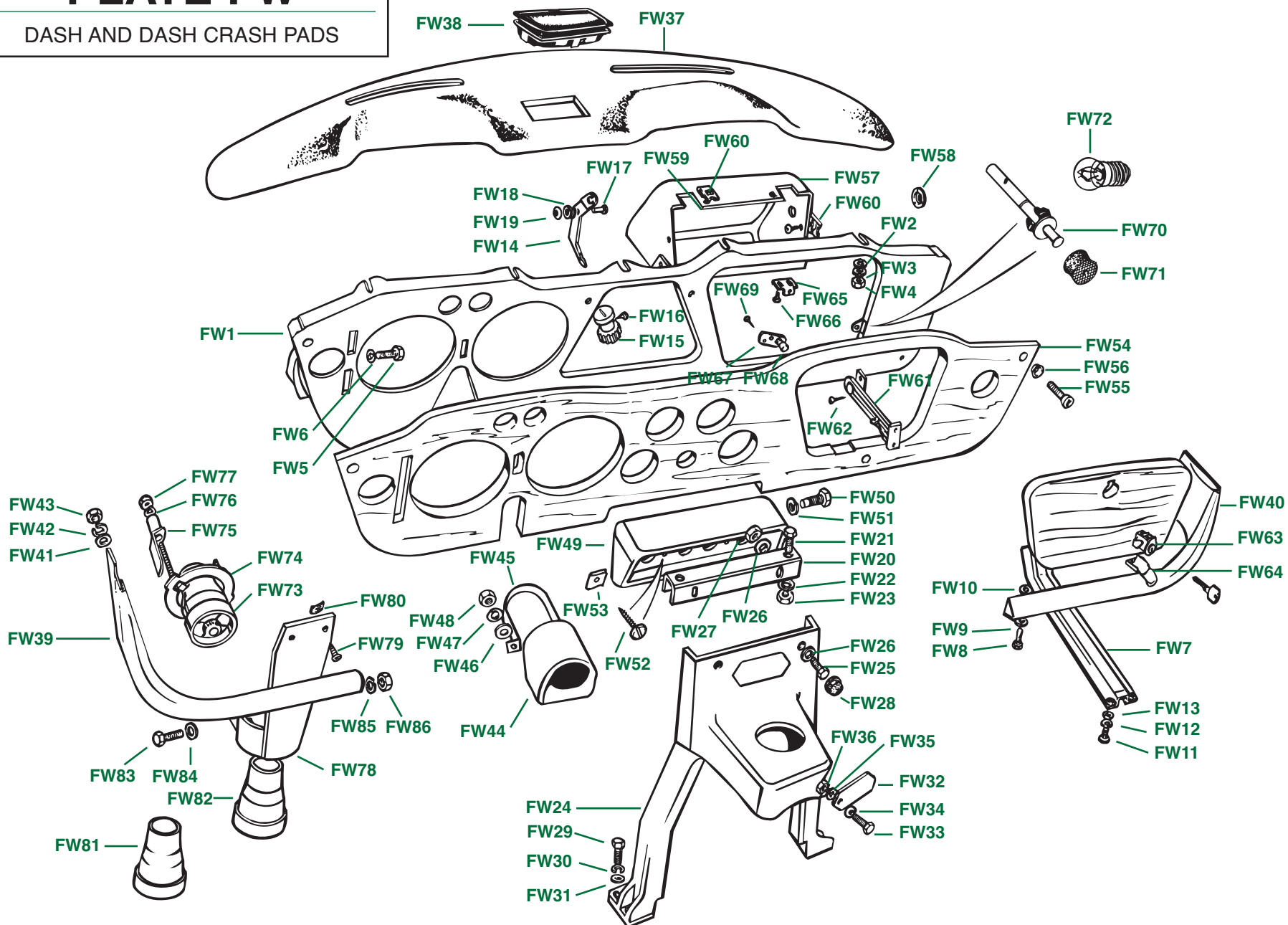
Plate No.	Part No.	Description	No. Off
		<b>TUFTED NYLON CARPET KITS</b> —Continued	
	CT62/LT	<b>Carpet Set,</b> tufted nylon, light tan carpet; not an original colour—please specify binding colour desired	1
	CT62/MT	<b>Carpet Set,</b> tufted nylon, medium tan carpet; not an original colour—please specify binding colour desired	1
	RFK174	<b>INSTALLATION KIT,</b> carpet set; includes trim adhesive, instruction sheet, snaps, rivets, etc.; cannot be shipped to California or Canada, adhesive is considered hazardous	1
	RFK1108	<b>INSTALLATION KIT,</b> carpet set; same as previous but trim adhesive is not included; may be shipped to California and to Canada	1
FV26	CD23803	<b>Socket,</b> carpet snap	16
FV27	CD23802	<b>Ring,</b> pronged, securing carpet snaps to carpets	16
FV28	565746	<b>Stud,</b> carpet snap	16
FV29	554407	<b>Rivet,</b> Imex, securing snap studs to floors, etc.	16
FV30	507819	<b>Screw,</b> trim	12
FV31	CD24152	<b>Cup,</b> washer, fitted along with trim screws	12
FV32	TRFC101	<b>Trim Adhesive,</b> spray can, 3M brand	1
	RFP130	<b>Instruction Sheet,</b> carpet installation	1
		<b>FUZZY DOOR SEALS; DRAUGHT EXCLUDERS</b>	
FV33	631321	<b>Draught Excluder,</b> original type, black	2
	631322	<b>Draught Excluder,</b> original type, red	2
	631323	<b>Draught Excluder,</b> original type, tan; use with light tan, new tan, chestnut, and beige interiors	2
	631327	<b>Draught Excluder,</b> original type, shadow blue	2
		<b>FUZZY DOOR SEALS,</b> "Bristleflex type," 91-inches	
	BF101/91	<b>Fuzzy Door Seal,</b> black	2
	BF102/91	<b>Fuzzy Door Seal,</b> bright red	2
	BF107/91	<b>Fuzzy Door Seal,</b> shadow blue	2
	BF103/91	<b>Fuzzy Door Seal,</b> dark tan	2
	BF1031/91	<b>Fuzzy Door Seal,</b> light tan	2
		<b>FUZZY DOOR SEALS,</b> "wool moquette type," 91-inches	
	WMS101/91	<b>Fuzzy Door Seal,</b> black	2
	WMS102/91	<b>Fuzzy Door Seal,</b> bright red	2
	WMS107/91	<b>Fuzzy Door Seal,</b> shadow blue	2
	WMS103/91	<b>Fuzzy Door Seal,</b> dark tan	2
	WMS1031/91	<b>Fuzzy Door Seal,</b> light tan	2
		<b>RUBBER FLOOR MATS</b>	
		<b>ORIGINAL-EQUIPMENT RUBBER FLOOR MATS,</b> type supplied by Triumph as special orders, up to comm. no. CF1 and CR1	
FV34	714510	<b>Floor Mat,</b> rubber, black, L.H.	1
FV35	714653	<b>Floor Mat,</b> rubber, black, R.H.	1
		<b>ACCESSORY RUBBER FLOOR MATS;</b> type supplied by U.S. dealers	
FV36	TRF6819-2	<b>Floor Mat Set,</b> rubber, black, with moulded Triumph logos	1



# PLATE FW

DASH AND DASH CRASH PADS

## TRIUMPH TR6



# DASH AND DASH CRASH PADS

Plate No.	Part No.	Description	No. Off
<b>METAL DASH FASCIA DETAILS</b>			
FW1	910060	<b>Metal Dash Panel Assembly</b> , R.H.S., fitted up to comm. no. CF1 and CR1	1
	918204	<b>Metal Dash Panel Assembly</b> , R.H.S., fitted after comm. no. CF1 and CR1	1
	907669	<b>Metal Dash Panel Assembly</b> , L.H.S., fitted up to comm. no. CF1 and CR1	1
	918203	<b>Metal Dash Panel Assembly</b> , L.H.S., fitted after comm. no. CF1 and CR1	1
		<b>HARDWARE AND FITTINGS</b> , securing metal dash panel to body shell	
		<b>HARDWARE</b> , securing top of metal dash panel to studs on scuttle rail	
FW2	WP7	<b>Washer</b> , plain	5
FW3	WL207	<b>Washer</b> , lock	5
FW4	HN2007	<b>Nut</b> , hex	5
		<b>HARDWARE</b> , securing sides of metal dash panel to front door posts	
FW5	HU706	<b>Screw</b> , set	2
FW6	WL207	<b>Washer</b> , lock	2
FW7	610592	<b>Stay Assembly</b> , supporting metal dash panel from bulkhead, fitted to passenger's side of car	1
		<b>HARDWARE</b> , securing support stay to bulkhead shelf	
FW8	HU704	<b>Screw</b> , set	1
FW9	WL207	<b>Washer</b> , lock	1
FW10	WP23	<b>Washer</b> , plain	1
		<b>HARDWARE</b> , securing support stay to metal dash panel	
FW11	PX504	<b>Screw</b> , set	2
FW12	WL205	<b>Washer</b> , lock	2
FW13	WP113	<b>Washer</b> , plain	2
<b>SCUTTLE VENT OPERATING DETAILS</b> , fitted up to comm. no. CC/CP75000 approx.			
FW14	616333	<b>Lever</b> , vent operating, fitted very early	1
	626687	<b>Lever</b> , vent operating, fitted later	1
FW15	601678	<b>Knob</b> , on lever	1
FW16	YB1102	<b>Screw</b> , securing knob to lever	1
		<b>HARDWARE</b> , securing lever assembly to metal dash panel	
FW17	RR606	<b>Rivet</b>	1
FW18	WD157	<b>Washer</b> , spring, double-coil	1
FW19	FH3155	<b>Retainer</b> , Truarc	1

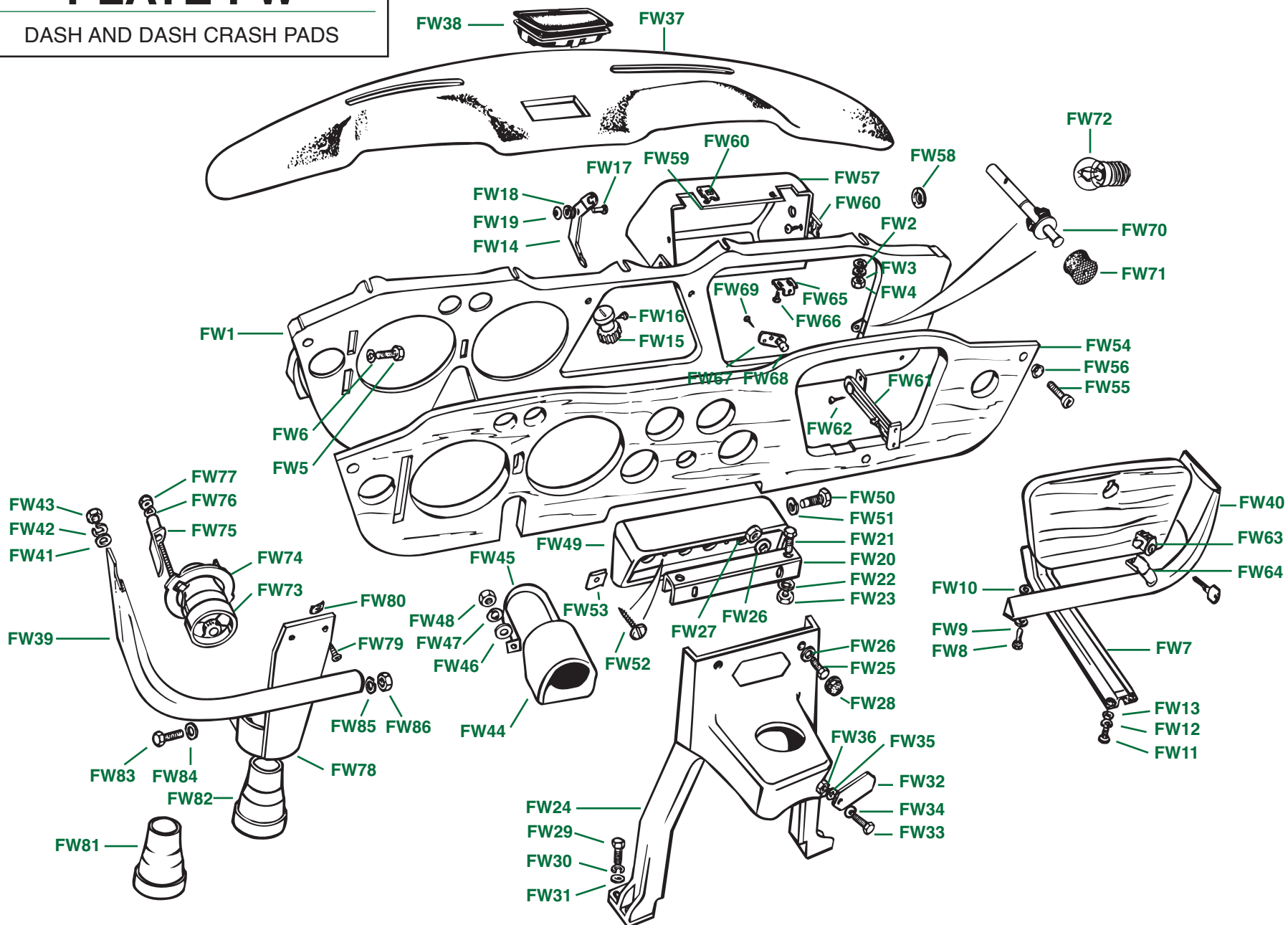
Plate No.	Part No.	Description	No. Off
<b>DASH SUPPORT DETAILS</b>			
FW20	616193	<b>Bracket</b> , filler, between metal dash panel and dash support, fitted up to comm. no. CF1 and CR1	1
FW21	625225	<b>Bracket</b> , filler, between metal dash panel and dash support, fitted after comm. no. CF1 and CR1	1
		<b>HARDWARE</b> , securing filler bracket to metal dash panel	
FW21	HU806	<b>Screw</b> , set	2
FW22	WP34	<b>Washer</b> , plain	2
FW23	YN2908	<b>Nut</b> , nyloc	2
		<b>DASH SUPPORT BRACKETS</b> , padded and covered with interior trim vinyl	
FW24	815721	<b>Bracket Assembly</b> , fitted up to comm. no. CF1 and CR1	1
	821551	<b>Bracket Assembly</b> , fitted to U.S.A. models with heater identification lamp, after comm. no. CF1	1
	821571	<b>Bracket Assembly</b> , fitted to non-U.S.A. models, after comm. no. CR1	1
		<b>RECOVERING KITS</b> , dash support brackets; strip old bracket, remove foam padding, and install new cover with contact cement	
FW24A	REP323	<b>Recovering Kit</b> , up to comm. no. CF1 and CR1	1
	REP324	<b>Recovering Kit</b> , after comm. no. CF1 with hole for interior light switch	1
	RFK432	<b>HARDWARE KIT</b> , mounting dash support bracket	1
		<b>HARDWARE</b> , securing dash support to dash filler bracket	
FW25	HU807	<b>Screw</b> , set	2
FW26	WP8	<b>Washer</b> , plain	4
FW27	YN2908	<b>Nut</b> , nyloc	2
FW28	623201	<b>Cap</b> , black plastic, hiding heads of set screws	2
		<b>HARDWARE</b> , securing dash support through floors to chassis frame	
FW29	HU712	<b>Screw</b> , set	4
FW30	WL207	<b>Washer</b> , lock	4
FW31	WP7	<b>Washer</b> , plain	4

(Continued on next page.)

# PLATE FW

DASH AND DASH CRASH PADS

## TRIUMPH TR6



# DASH AND DASH CRASH PADS

Plate No.	Part No.	Description	No. Off
<b>DASH SUPPORT DETAILS</b> —Continued			
<b>RADIO BLANKING DETAILS</b>			
FW32	617069	<b>Plate</b> , radio blanking, covered with stag-grained vinyl, fitted up to comm. no. CF1 and CR1	1
	633891	<b>Plate</b> , radio blanking, covered with longhorn grained vinyl, fitted after comm. no. CF1 and CR1	1
		<b>HARDWARE</b> , securing radio blanking plate to dash support bracket	
FW33	512462	<b>Screw</b> , set	2
FW34	WP31	<b>Washer</b> , plain	2
FW35	WL205	<b>Washer</b> , lock	2
FW36	HN2005	<b>Nut</b> , hex	2
<b>CRASH PAD DETAILS</b>			
FW37	811936	<b>Crash Pad Assembly</b> , dash top	1
FW38	613186	<b>Ash Tray Assembly</b> , fitted in dash top	1
FW39	812081	<b>Lower Crash Pad Assembly</b> , L.H., black, fitted to all L.H.S. models without locking steering columns	1
	818401	<b>Lower Crash Pad Assembly</b> , L.H., black, fitted to all L.H.S. models with locking steering columns	1
	812081	<b>Lower Crash Pad Assembly</b> , L.H., black, fitted to all R.H.S. models	1
FW40	812091	<b>Lower Crash Pad Assembly</b> , R.H., black, fitted to all R.H.S. models without locking steering columns	1
	818411	<b>Lower Crash Pad Assembly</b> , R.H., black, fitted to all R.H.S. models with locking steering columns	1
	812091	<b>Lower Crash Pad Assembly</b> , R.H., black, fitted to all L.H.S. models	1
		<b>HARDWARE</b> , securing lower crash pads to metal dash panel	
FW41	WP113	<b>Washer</b> , plain	6
FW42	WQ305	<b>Washer</b> , lock	6
FW43	HN2005	<b>Nut</b> , hex	6
FW44	718813	<b>Crash Pad</b> , ignition switch and steering column lock, fitted after comm. no. CC/CP50000	1
		<b>HARDWARE AND FITTINGS</b> , securing crash pad to switch and lock assembly	
FW45	627340	<b>Clip</b>	1
FW46	WP5	<b>Washer</b> , plain	2
FW47	WL205	<b>Washer</b> , lock	2
FW48	HN2007	<b>Nut</b> , hex	2
FW49	811932	<b>Switch Plinth and Crash Pad Assembly</b> , center dash, fitted to models not fitted with locking steering columns; includes five holes for mounting switches	1
	718787	<b>Switch Plinth and Crash Pad Assembly</b> , center dash, fitted to models with locking steering columns; includes four holes for mounting switches	1

Plate No.	Part No.	Description	No. Off
<b>CRASH PAD DETAILS</b> —Continued			
		<b>HARDWARE</b> , securing switch plinth to metal dash panel	
FW50	HU704	<b>Screw</b> , set, securing plinth reinforcement bracket to metal dash panel	1
FW51	WL207	<b>Washer</b> , lock, securing set screw	1
FW52	500647	<b>Screw</b> , chromed, self-tapping	2
FW53	FU2584	<b>Nut</b> , spire	2
<b>WOOD DASH PANELS</b> —See Section FX			
	RFK227	<b>HARDWARE KIT</b> , mounting wood dash, chromed screws and cup washers; may have been used on very early TR6 models	1
FW55	511671	<b>Screw</b> , self-tapping, chromed	5
FW56	CD24153	<b>Washer</b> , cup, chromed	5
	RFK228	<b>HARDWARE KIT</b> , mounting wood dash, black screws and cup washers; used on all TR6 models except possibly very early ones	1
	517710	<b>Screw</b> , self-tapping, black finish	5
	517711	<b>Washer</b> , cup, black finish	5

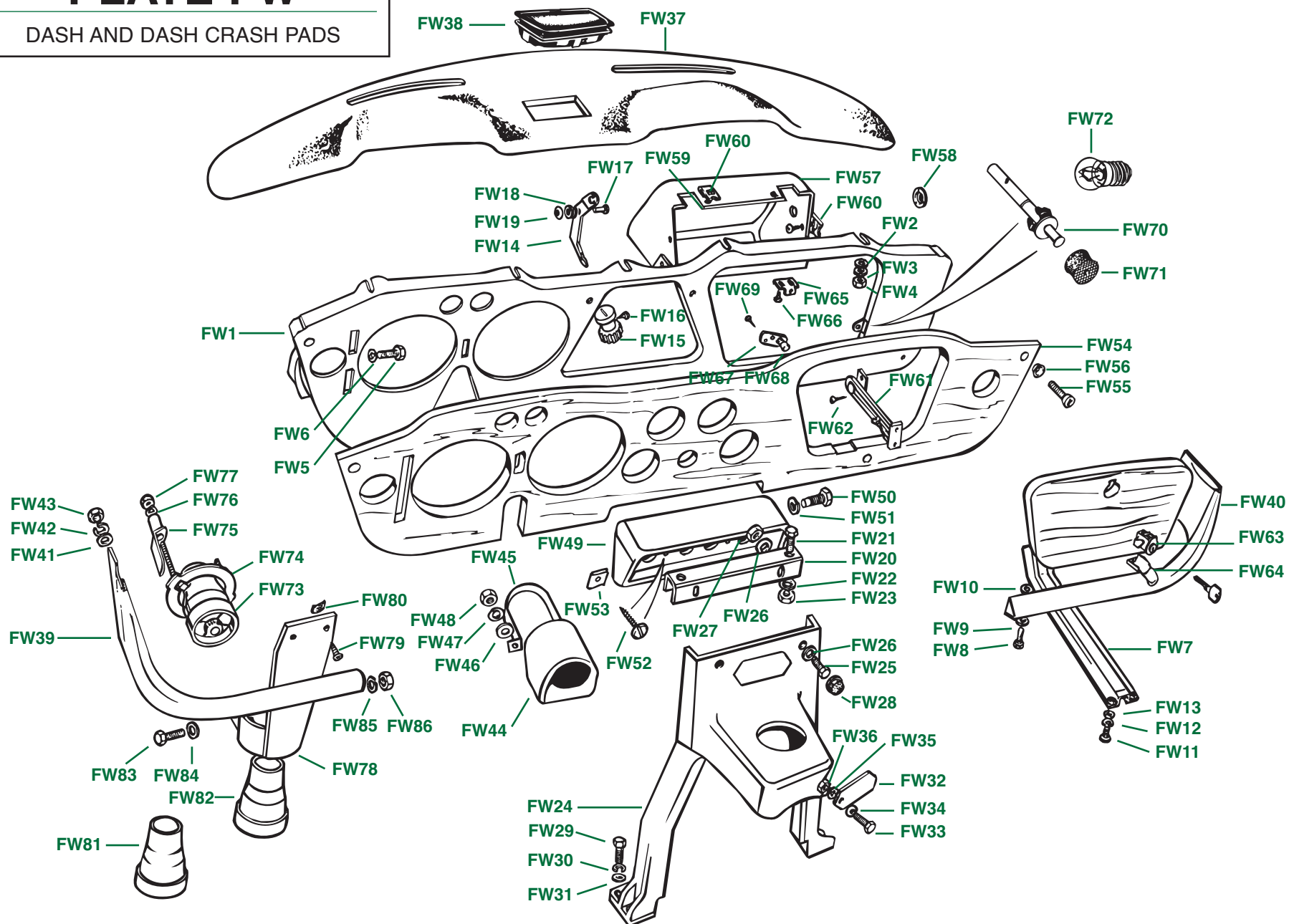
1 (Continued on next page.)



# PLATE FW

DASH AND DASH CRASH PADS

## TRIUMPH TR6



# DASH AND DASH CRASH PADS

Plate No.	Part No.	Description	No. Off
<b>GLOVE BOX DETAILS</b>			
FW57	815747	<b>Glove Box Assembly</b> , fibreboard, L.H.S.	1
	FGP805135	<b>Glove Box Assembly</b> , unbreakable plastic, L.H.S.	1
	815746	<b>Glove Box Assembly</b> , fibreboard, R.H.S.	1
	FGP805135	<b>Glove Box Assembly</b> , unbreakable plastic, R.H.S.	1
FW58	623920	<b>Retainer</b> , glove box interior lamp	1
	552522	<b>Rivet</b> , securing retainer to glove box	3
	RFK430	<b>HARDWARE KIT</b> , securing glove box assembly to dash	1
FW59	YA303	<b>Screw</b> , self-tapping	6
FW60	514917	<b>Nut</b> , fix	6
FW61	609745	<b>Check Strap Assembly</b> , glove box lid, metal, fitted up to comm. no. CC/CP75000	1
	630972	<b>Check Strap Assembly</b> , glove box lid, plastic, fitted from comm. no. CC/CP75000 up to CF/CR1	1
	609745	<b>Check Strap Assembly</b> , glove box lid, metal, fitted from comm. no. CF/CR1 up to CF12500/CR5000 approx.	1
	CZA7135	<b>Check Strap Assembly</b> , glove box lid, plastic, fitted after comm. no. CF12500/CR5000 approx.	1
FW62	510995	<b>Screw</b> , securing check strap to metal fascia panel and to glove box door; take great care that screws will not run through face of glove box door or split veneer; drill a pilot hole.	4
FW63	611584	<b>Lock</b> , glove box lid, silver finish, fitted up to comm. no. CC/CP75000	1
	612381	<b>Lock</b> , glove box lid, silver finish; alternative to previous listing	1
	631404	<b>Lock</b> , glove box lid, black finish, fitted after comm. no. CC/CP75000	1
FW64	609463	<b>Fingerpull</b> , glove box lid; not used on TR6 models	1
FW65	616275	<b>Bracket</b> , striker, glove box lock	1
FW66	YZ3303	<b>Screw</b> , securing striker bracket to metal panel	2
FW67	621695	<b>Bracket</b> , buffer, glove box lid	1
FW68	613863	<b>Buffer</b> , rubber, fitted to buffer bracket; note that this may also be fitted to striker bracket with possible advantages	2
FW69	TW402	<b>Screw</b> , wood, securing buffer bracket to back of wood dash panel	2
FW70	619071	<b>Switch</b> , glove box interior lamp, clipped into hole in metal fascia panel	1
FW71	631001	<b>Buffer</b> , rubber, fitted to plunger of switch	1
FW72	151275	<b>Bulb</b> , glove box interior lamp	

Plate No.	Part No.	Description	No. Off
<b>VENTILATION LOUVRE DETAILS</b>			
<b>DASH LEVEL LOUVRE DETAILS</b> , fitted up to comm. no. CC/CP50000			
FW73	713040	<b>Louvre Assembly</b> , "eye-ball," metal	2
<b>HARDWARE AND FITTINGS</b> , securing louvres to metal fascia panel			
FW74	620408	<b>Ring</b> , clamping	2
FW75	620847	<b>Clamp</b> , shovel	4
FW76	WQ304	<b>Washer</b> , lock	4
FW77	620848	<b>Nut</b> , knurled	4
<b>DASH LEVEL LOUVRE DETAILS</b> , fitted from comm. no. CC/CP50000 up to CF/CR1			
	720650	<b>Louvre Assembly</b> , "eye-ball," plastic snap-in type	2
	629142	<b>Ring</b> , rubber, sealing louvres to metal fascia panel	2
<b>DASH LEVEL LOUVRE DETAILS</b> , fitted after comm. no. CF/CR1			
	725776	<b>Louvre Assembly</b> , "eye-ball," plastic snap-in type	2
	629142	<b>Ring</b> , rubber, sealing louvres to metal fascia panel	2
<b>FOOT LEVEL LOUVRE DETAILS</b>			
FW78	622132	<b>Bracket</b> , louvre support, L.H.	1
	622133	<b>Bracket</b> , louvre support, R.H.	1
<b>HARDWARE</b> , securing louvre support brackets to metal fascia panel			
FW79	YZ3404	<b>Screw</b> , self-tapping	4
FW80	FF2544	<b>Nut</b> , spire	4
FW81	713040	<b>Louvre Assembly</b> , "eye-ball," metal, fitted up to comm. no. CC/CP75000	2
FW82	720650	<b>Louvre Assembly</b> , "eye-ball," plastic, fitted after comm. no. CC/CP75000	2
<b>HARDWARE</b> , clamping louvres into support brackets			
FW83	HU506	<b>Screw</b> , set	2
FW84	WP5	<b>Washer</b> , plain	2
FW85	WL205	<b>Washer</b> , lock	2
FW86	HN2005	<b>Nut</b> , hex	2

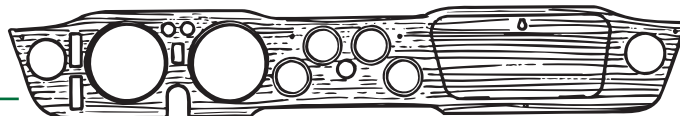
# PLATE FX

WOOD DASH PANELS

## TRIUMPH TR6


CHROMED GLOVEBOX  
HINGES; FITTED VERY  
EARLY IF AT ALL

FX1



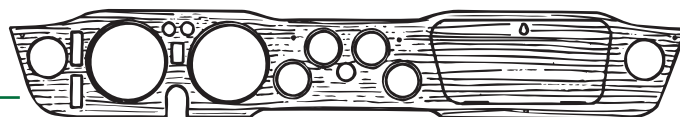
BLACK GLOVEBOX  
HINGES; FITTED UP TO  
COMM. NO. CC75000

FX2




SLIGHTLY WIDER  
HAZARD WARNING  
SWITCH; FITTED  
DURING 1972

FX3



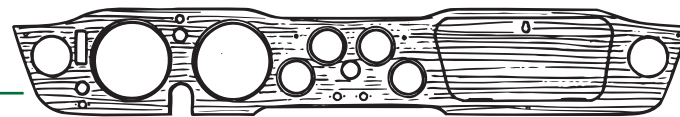
ONE WARNING LAMP  
UNDER INSTRUMENT  
CLUSTER; LATE 1972

FX4



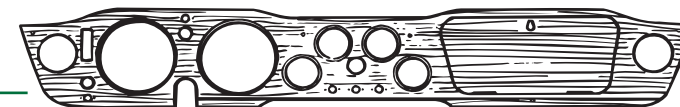
TWO WARNING LAMPS  
UNDER INSTRUMENT  
CLUSTER; FITTED FROM  
COMM. NO. CF1 UP TO  
CF35000

FX5


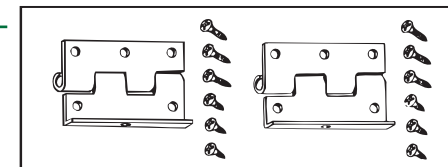


THREE WARNING LAMPS  
UNDER INSTRUMENT  
CLUSTER; FITTED AFTER  
COMM. NO. CF35000


FX6



FX7



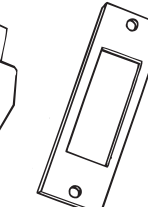
FX8



FX9



FX10



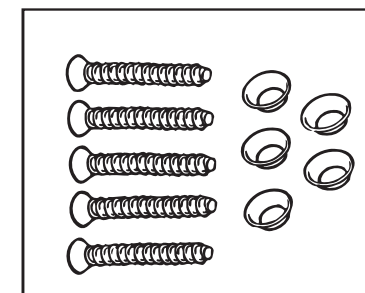
FX11

TYRES		CAPACITIES	
SIZE 185-15 RADIAL		COOLING SYSTEM	13.2 US PINTS
PRESSURE AT MAX LOADED VEHICLE WEIGHT	FRONT 20 p.s.i.	SUMP	9.64 US PINTS
	REAR 24 p.s.i.	VEHICLE CAPACITY WEIGHT*	412 lb
WHEEL ALIGNMENT UNLOADED		MAX LOADED VEHICLE WEIGHT	2855 lb
FRONT	DE TO 13 TOE IN	DESIGNATED SEATING	2 FRONT
REAR	DE TO 16 TOE IN		

FX12

TYRES	
SIZE 185-15 RADIAL	
PRESSURE AT MAX LOADED VEHICLE WT	FRONT 20 p.s.i.
	REAR 24 p.s.i.
VEHICLE CAPACITY WT. 2	
435 lb	
DESIGNATED SEATING	
2 FRONT	
MAX LOADED VEHICLE WT.	
2960 lb	

FX13



FX14

# WOOD DASH PANELS

Plate No.	Part No.	Description	No. Off
		<b>Please Note:</b> The Roadster Factory makes wood dash panels which are made, in every way possible, to original-equipment specifications.. Our dashes are produced from hand-veneered, high-density plywood which is a better material than solid wood for automobile dashes. Our dashes are made on accurate jigs to factory drawings, with original specification hinges. Even silk-screened switch identifications are included on our dashes, in the typestyle specified on the factory drawings, of course!	
		<b>WOOD DASH PANELS, U.S.A. models</b>	
FX1	WDP50	<b>Wood Dash Panel</b> , with chromed glovebox hinges; may have been fitted to very early TR6 models	1
FX2	WDP60	<b>Wood Dash Panel</b> , with black glovebox hinges; otherwise identical to previous listing, fitted up to comm. no. CC75000	1
FX3	WDP61	<b>Wood Dash Panel</b> , with black glovebox hinges and hazard switch aperture measuring 15/16-inch x 1-5/8 inch, fitted from comm. no. CC75000 up to ? (during 1972)	1
FX4	WDP62	<b>Wood Dash Panel</b> , with black glovebox hinges and one warning-lamp aperture under instrument cluster for seat belt warning lamp, fitted from an unknown comm. no. in 1972 up to CF1	1
FX5	WDP63	<b>Wood Dash Panel</b> , with black glovebox hinges and two warning lamp apertures under instrument cluster for seat belt warning lamp and brake-failure warning lamp, fitted from comm. no. CF1 up to CF35000	1
FX6	WDP64	<b>Wood Dash Panel</b> , with black glovebox hinges and three warning-lamp apertures under instrument cluster for seat belt warning lamp, brake failure warning lamp, and EGR warning lamp	1
		<b>WOOD DASH PANELS, L.H.S. models other than U.S.A.</b>	
	WDP50	<b>Wood Dash Panel</b> , with chromed glovebox hinges, may have been fitted to very early TR6 models; identical to U.S. specification	1
	WDP60	<b>Wood Dash Panel</b> , with black glovebox hinges; otherwise identical to previous listing, fitted up to comm. no. CP75000; identical to U.S. specification	1
	WDP61	<b>Wood Dash Panel</b> , with black glovebox hinges and hazard switch aperture measuring 15/16-inch x 1-5/8-inch, fitted from comm. no. CP75000 up to CR1; identical to U.S. specification for early 1972	1
	917648	<b>Wood Dash Panel</b> , fitted after comm. no. CR1	1
		<b>WOOD DASH PANELS, R.H.S. models</b>	
	907709	<b>Wood Dash Panel</b> , with chromed glovebox hinges; may have been fitted to very early TR6 models	1
	910057	<b>Wood Dash Panel</b> , with black glovebox hinges and separate rocker switches for windscreen wipers and washer	1
	917647	<b>Wood Dash Panel</b> , with black glovebox hinges and single combined switch for windscreen wipers and washer	1


Plate No.	Part No.	Description	No. Off
		<b>HARDWARE</b> , included with wood dash panels	
		<b>Please Note:</b> Hinges are installed on all dash panels.	
FX7	RFK510	<b>HINGE KIT</b> , glove box door, chromed hinges with mounting screws	1
	611565	<b>Hinge</b> , glove box door, chromed	2
	SLP121	<b>Screw</b> , longer, securing hinges to glove box door	6
	SLP122	<b>Screw</b> , shorter, securing hinges to wood dash panel	6
	RFK511	<b>HINGE KIT</b> , glove box door, black hinges with mounting screws	1
	625806	<b>Hinge</b> , glove box door, black	2
	SLP121	<b>Screw</b> , longer, securing hinges to glove box door	6
	SLP122	<b>Screw</b> , shorter, securing hinges to wood dash panel	6
		<b>HARDWARE</b> , not included with wood dash panels	
		<b>Please Note:</b> Glove box locks, striker plates, and other fittings are listed in Section FW.	
FX8	621827	<b>Plate</b> , retaining windscreen wiper and washer switches, fitted up to comm. no. CF1/CR1	1
	TW402	<b>Screw</b> , securing retaining plate to back of wood dash panel	3
FX9	622222	<b>Plate</b> , retaining lighting switch, fitted after comm. no. CF/CR1	1
	TW402	<b>Screw</b> , securing retaining plate to back of wood dash panel	2
FX10	621794	<b>Bracket</b> , mounting panel lamp rheostat switch, fitted up to comm. no. CF/CR1	1
	630535	<b>Bracket</b> , mounting panel lamp rheostat switch, fitted after comm. no. CF/CR1	1
	TW402	<b>Screw</b> , securing rheostat-switch mounting bracket to back of wood dash panel	2
FX11	622280	<b>Bracket</b> , mounting hazard lamp switch, L.H.S. models only, fitted up to comm. no. CC/CP75000	1
	622230	<b>Bracket</b> , mounting hazard lamp switch, L.H.S. models only, fitted from comm. no. CC/CP75000 up to CF/CR1	1
	TW402	<b>Screw</b> , securing hazard switch bracket to back of wood dash panel	2
		<b>INFORMATION PLAQUES</b> , mounted to insides of glovebox doors, possibly fitted to U.S.A. models only	
	FX12 625964	<b>Plaque</b> , tire pressures, fitted up to comm. no. CC50000	1
	FX13 626856	<b>Plaque</b> , tire pressures, fitted after comm. no. CC50000	1
		<b>HARDWARE</b> , securing wood dash panel to steel backing panel	
FX14	RFK227	<b>HARDWARE KIT</b> , chromed screws and cup washers; possibly fitted to some very early TR6 models	1
	511671	<b>Screw</b> , chromed	5
	CD24153	<b>Washer</b> , cup	5
	RFK228	<b>HARDWARE KIT</b> , black screws and cup washers; fitted to most TR6 models	1
	517710	<b>Screw</b> , black	5
	517711	<b>Washer</b> , cup	5

# PLATE FY


INTERIOR CRASH PAD SETS

TRIUMPH TR6

FY1




FY2



"LEFT-HAND STEERING SHOWN"

FY3



"LEFT-HAND STEERING SHOWN"



# INTERIOR CRASH PAD SETS

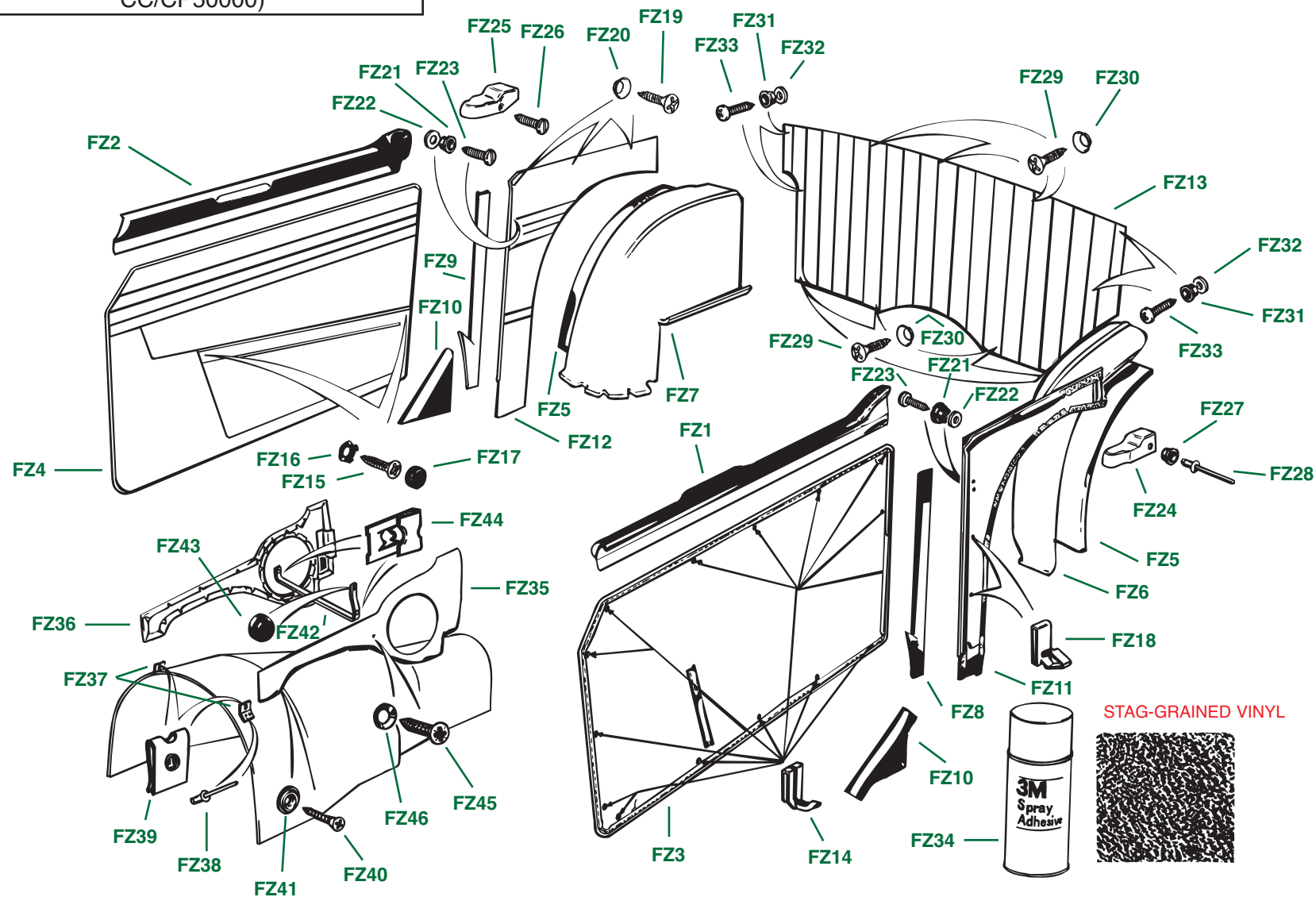
Plate No.	Part No.	Description	No. Off
		<b>Please Note:</b> The Roadster Factory has an exclusive U.S. source for crash pads. Our pads are made of highest quality materials with correct colour and grain patterns, and moulds have been perfected over a ten year period to insure a perfect fit.	
FY1	RFK176	<b>INTERIOR CRASH PAD SET</b> , early style for all models having dash-mounted ignition switch and finger-grip door-top pads, fitted up to comm. nos. CC50000 and CP52785	1
	811936	<b>Crash Pad</b> , dash, top	1
	812081	<b>Crash Pad</b> , dash, lower, L.H.	1
	812091	<b>Crash Pad</b> , dash, lower, R.H.	1
	574723	<b>Crash Pad</b> , dash, center (Switch Plinth); five switch holes	1
	812311	<b>Crash Pad</b> , door-top, finger-grip, L.H.	1
	812321	<b>Crash Pad</b> , door-top, finger-grip, R.H.	1
FY2	RFK177	<b>INTERIOR CRASH PAD SET</b> , mid-range style for L.H.S. models having locking steering columns and finger-grip door-top pads, fitted from comm. no. CC50000/CP52786 up to CF12500/CR5000	1
	811936	<b>Crash Pad</b> , dash, top	1
	818401	<b>Crash Pad</b> , dash, lower, L.H., to accommodate steering column lock	1
	812091	<b>Crash Pad</b> , dash, lower, R.H.	1
	718787	<b>Crash Pad</b> , dash, center (Switch Plinth); four switch holes	1
	812311	<b>Crash Pad</b> , door-top, finger-grip, L.H.	1
	812321	<b>Crash Pad</b> , door-top, finger-grip, R.H.	1
	RFK508	<b>INTERIOR CRASH PAD SET</b> , mid-range style for R.H.S. models having locking steering columns and finger-grip door-top pads, fitted from comm. no. CP52786 up to CR5000; identical to previous listing except that accommodation for steering column lock is moved to the R.H. side of the car	1
	811936	<b>Crash Pad</b> , dash, top	1
	812081	<b>Crash Pad</b> , dash, lower, L.H.	1
	818411	<b>Crash Pad</b> , dash, lower, R.H., to accommodate steering column lock	1
	718787	<b>Crash Pad</b> , dash, center (Switch Plinth); four switch holes	1
	812311	<b>Crash Pad</b> , door-top, finger-grip, L.H.	1
	812321	<b>Crash Pad</b> , door-top, finger-grip, R.H.	1

Plate No.	Part No.	Description	No. Off
FY3	RFK178	<b>INTERIOR CRASH PAD SET</b> , later style for L.H.S. models having locking steering columns and door trims of the type not having finger-grips, fitted after comm. nos. CF12500/CR5000	1
	811936	<b>Crash Pad</b> , dash, top	1
	818401	<b>Crash Pad</b> , dash, lower, L.H., to accommodate steering column lock	1
	812091	<b>Crash Pad</b> , dash, lower, R.H.	1
	718787	<b>Crash Pad</b> , dash, center (Switch Plinth); four switch holes	1
	824901	<b>Trim</b> , door-top, unpadded type, without finger-grips, L.H.	1
	824911	<b>Trim</b> , door-top, unpadded type, without finger-grips, R.H.	1
	RFK509	<b>INTERIOR CRASH PAD SET</b> , later style for R.H.S. models having locking steering columns and door trims of the type not having finger-grips, fitted after comm. no. CR5000; identical to previous listing except that accommodation for steering column is moved to the R.H. side of the car	1
	811936	<b>Crash Pad</b> , dash, top	1
	812081	<b>Crash Pad</b> , dash, lower, L.H.	1
	818411	<b>Crash Pad</b> , dash, lower, R.H., to accommodate steering column lock	1
	718787	<b>Crash Pad</b> , dash, center (Switch Plinth); four switch holes	1
	824901	<b>Trim</b> , door-top, unpadded type, without finger-grips, L.H.	1
	824911	<b>Trim</b> , door-top, unpadded type, without finger-grips, R.H.	1

# PLATE FZ

INTERIOR TRIM PANELS, 1969  
MODELS (UP TO COMM. NO.  
CC/CP50000)

## TRIUMPH TR6



# INTERIOR TRIM PANELS, 1969 MODELS (UP TO COMM. NO. CC/CP50000)

Plate No.	Part No.	Description	No. Off
		Trim Panels supplied by The Roadster Factory approximate originals as closely as possible through the use of vinyl materials of original colours and grains and through the use of original patterns and heat-welded seams.	
		<b>Please Note:</b> Door panels, wheelarch covers, and rear quarter trim panels are only sold in pairs. However, we have a limited quantity of individual components available for sale while supply lasts.	
		<b>Please Note:</b> You can differentiate the trim panels used on 1969 models from those used on later TR6 models by checking the following characteristics:	
		• The heat-welded pattern used on the TR4A and TR250 was continued for one model year on the TR6.	
		• Stag-grained vinyl was used.	
		• There are no door-pull holes in the door panels listed in this section found in the door panels fitted to 1974 up to 1976 models.	
		<b>DOOR-TOP CRASH PADS</b>	
FZ1	812311	<b>Crash Pad</b> , door top, fingergrip, black, L.H.	1
FZ2	812321	<b>Crash Pad</b> , door top, fingergrip, black, R.H.	1
	RFK520	<b>TRIM PANEL SET</b> , black with black piping, fitted up to comm. no. CC/CP50000	1
FZ3	816271	<b>Trim Panel</b> , door, black, L.H.	1
FZ4	816281	<b>Trim Panel</b> , door, black, R.H.	1
FZ5	822230	<b>Foam Pad</b> , under rear wheelarch covers	2
FZ6	717211	<b>Cover Assembly</b> , rear wheelarch, black, L.H.	1
FZ7	717221	<b>Cover Assembly</b> , rear wheelarch, black, R.H.	1
FZ8	713171	<b>Vinyl Strip</b> , covering edge of rear door post, black, L.H.	1
FZ9	713181	<b>Vinyl Strip</b> , covering edge of rear door post, black, R.H.	1
FZ10	621881	<b>Trim Pad</b> , rear door post reinforcements, black	2
FZ11	816211	<b>Trim Panel</b> , rear quarter, black, L.H.	1
FZ12	816221	<b>Trim Panel</b> , rear quarter, black, R.H.	1
FZ13	813051	<b>Trim Panel</b> , bulkhead, rear, black	1
	RFK521	<b>TRIM PANEL SET</b> , matador red with red piping, fitted up to comm. no. CC/CP50000	1
	816272	<b>Trim Panel</b> , door, matador red, L.H.	1
	816282	<b>Trim Panel</b> , door, matador red, R.H.	1
	822230	<b>Foam Pad</b> , under rear wheelarch covers	2
	717212	<b>Cover Assembly</b> , rear wheelarch, matador red, L.H.	1
	717222	<b>Cover Assembly</b> , rear wheelarch, matador red, R.H.	1
	713172	<b>Vinyl Strip</b> , covering edge of rear door post, matador red, L.H.	1
	713182	<b>Vinyl Strip</b> , covering edge of rear door post, matador red, R.H.	1
	621882	<b>Trim Pad</b> , rear door post reinforcements, matador red	2
	816212	<b>Trim Panel</b> , rear quarter, matador red, L.H.	1
	816222	<b>Trim Panel</b> , rear quarter, matador red, R.H.	1
	816192	<b>Trim Panel</b> , bulkhead, rear, matador red	1

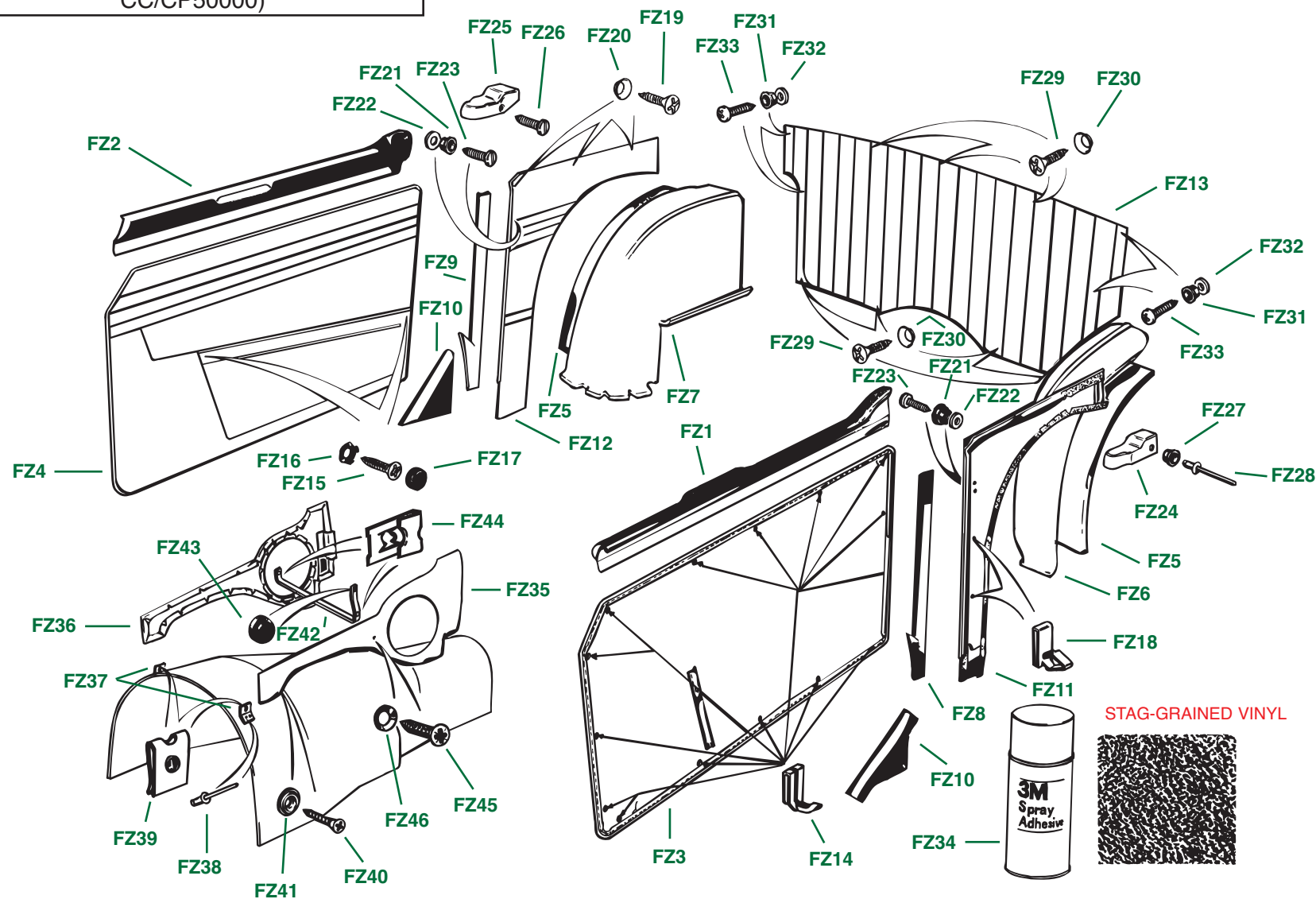
Plate No.	Part No.	Description	No. Off
	RFK522	<b>TRIM PANEL SET</b> , light tan with light tan piping, fitted up to comm. no. CC/CP50000	1
	816273	<b>Trim Panel</b> , door, light tan, L.H.	1
	816283	<b>Trim Panel</b> , door, light tan, R.H.	1
	822230	<b>Foam Pad</b> , under rear wheelarch covers	2
	717213	<b>Cover Assembly</b> , rear wheelarch, light tan, L.H.	1
	717223	<b>Cover Assembly</b> , rear wheelarch, light tan, R.H.	1
	713173	<b>Vinyl Strip</b> , covering edge of rear door post, light tan, L.H.	1
	713183	<b>Vinyl Strip</b> , covering edge of rear door post, light tan, R.H.	1
	621883	<b>Trim Pad</b> , rear door post reinforcements, light tan	2
	816213	<b>Trim Panel</b> , rear quarter, light tan, L.H.	1
	816223	<b>Trim Panel</b> , rear quarter, light tan, R.H.	1
	813053	<b>Trim Panel</b> , bulkhead, rear, light tan	1
	RFK523	<b>TRIM PANEL SET</b> , shadow blue with shadow blue piping, fitted up to comm. no. CC/CP50000	1
	816277	<b>Trim Panel</b> , door, shadow blue, L.H.	1
	816287	<b>Trim Panel</b> , door, shadow blue R.H.	1
	822230	<b>Foam Pad</b> , under rear wheelarch covers	2
	717217	<b>Cover Assembly</b> , rear wheelarch, shadow blue L.H.	1
	717227	<b>Cover Assembly</b> , Rear wheelarch, shadow blue, R.H.	1
	713177	<b>Vinyl Strip</b> , covering edge of rear door post, shadow blue, L.H.	1
	713187	<b>Vinyl Strip</b> , covering edge or rear door post, shadow blue, R.H.	1
	621887	<b>Trim Pad</b> , rear door post reinforcements, shadow blue	2
	816217	<b>Trim Panel</b> , rear quarter, shadow blue, L.H.	1
	816227	<b>Trim Panel</b> , rear quarter, shadow blue, R.H.	1
	813057	<b>Trim Panel</b> , bulkhead, rear, Shadow blue	1
		<b>HARDWARE FOR INSTALLING INTERIOR TRIM PANELS</b>	
	RFK1104	<b>HARDWARE KIT</b> , for installing a full set of interior trim; includes everything required except the coloured screw caps listed below	1
		<b>HARDWARE</b> , securing door trim panels to door shells	
	FZ14	<b>Clip</b> , trim panel	30
	FZ15	<b>Screw</b> , Securing door pockets to door shells	4
	FZ16	<b>Washer</b> , clip, under heads of screws	4
		<b>CAPS</b> , hiding door-pocket screws	
	FZ17	<b>Cap</b> , hiding screws, black	4
		<b>Cap</b> , hiding screws, red	4
		<b>Cap</b> , hiding screws, light tan	4
		<b>Cap</b> , hiding screws, shadow blue	4

(Continued on next page.)

# PLATE FZ

INTERIOR TRIM PANELS, 1969  
MODELS (UP TO COMM. NO.  
CC/CP50000)

## TRIUMPH TR6



# INTERIOR TRIM PANELS, 1969 MODELS (UP TO COMM. NO. CC/CP50000)

Plate No.	Part No.	Description	No. Off
<b>HARDWARE FOR INSTALLING INTERIOR TRIM PANELS</b> —Continued			
<b>HARDWARE AND FITTINGS</b> , securing rear quarter trim panels to body shell			
FZ18	608511	<b>Clip</b> , trim panel	4
FZ19	507819	<b>Screw</b> , trim, chromed	6
FZ20	CD24152	<b>Washer</b> , cup, chromed	6
FZ21	713511	<b>Stud</b> , snap, black	2
	713519	<b>Stud</b> , snap, white; alternative to previous listing	2
FZ22	512611	<b>Washer</b> , spacing, fitted under snap studs	2
FZ23	YZ3105	<b>Screw</b> , self-tapping, securing washers and studs	2
FZ24	622747	<b>Finisher</b> , top of door post, L.H.	1
FZ25	622748	<b>Finisher</b> , top of door post, R.H.	1
<b>HARDWARE</b> , securing finishers to body shell			
FZ26	YA323	<b>Screw</b> , self-tapping, inside car	2
FZ27	713511	<b>Stud</b> , snap, black	2
	713519	<b>Stud</b> , snap, white; alternative to previous listing	2
FZ28	554407	<b>Rivet</b> , securing snap studs	2
<b>HARDWARE</b> , securing rear bulkhead trim to body shell			
FZ29	507819	<b>Screw</b> , trim, chromed	7
FZ30	CD24152	<b>Washer</b> , cup, chromed	7
FZ31	713511	<b>Stud</b> , snap, black	4
	713519	<b>Stud</b> , snap, white; alternative to previous listing	4
FZ32	512611	<b>Washer</b> , spacing, under snap studs	4
FZ33	YZ3105	<b>Screw</b> , self-tapping, securing washers and studs	4
FZ34	TRFC101	<b>Trim Adhesive</b> , 3-M brand, in 16 oz. spray can, for use in installing various trim components	A/R

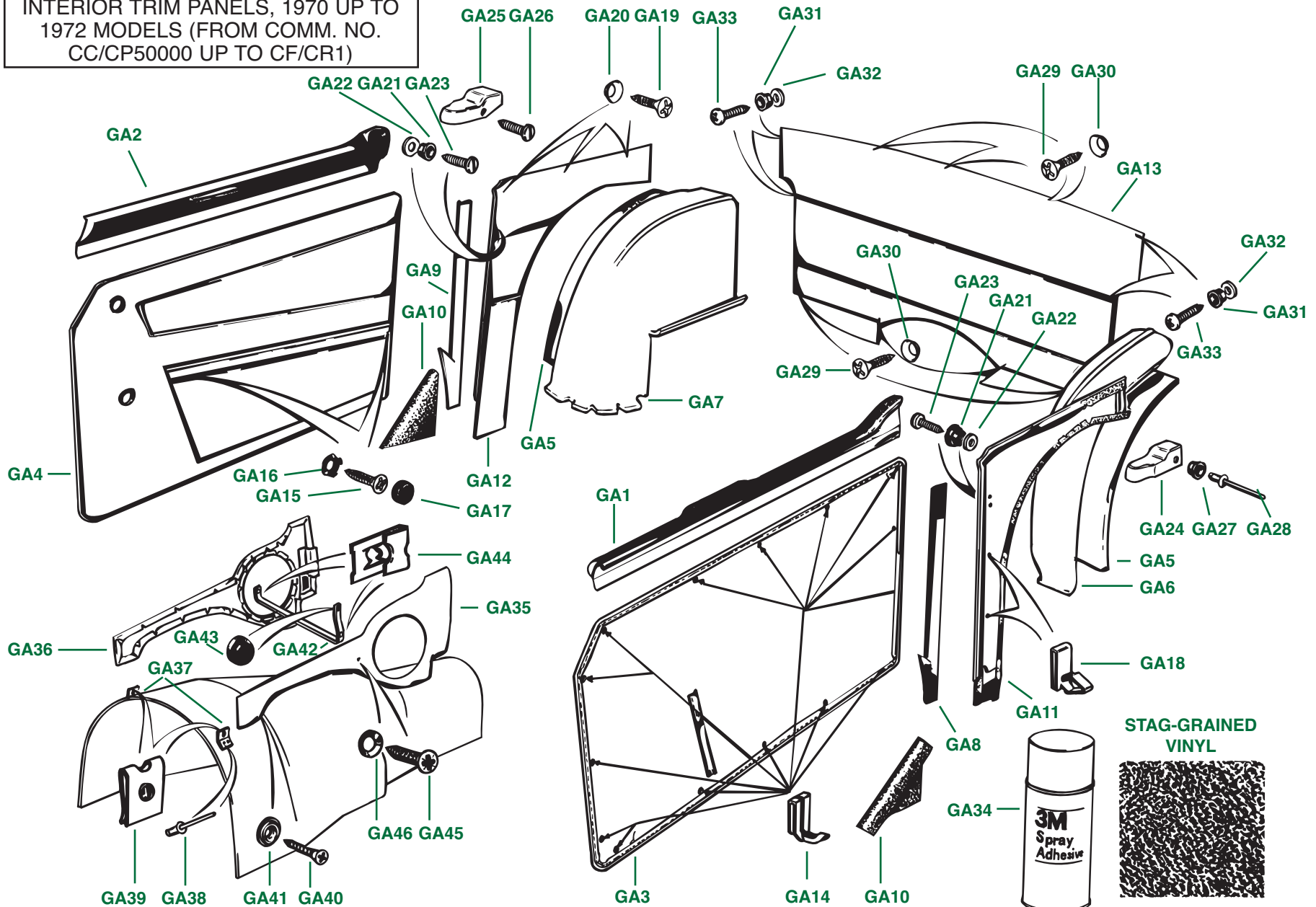
Plate No.	Part No.	Description	No. Off
<b>CONSOLE TRIM PANELS</b> (Not included in the trim panel sets listed above.)			
	RFK518	<b>CONSOLE TRIM KIT</b> , comprising one pair of console trim panels with radio speaker holes and all console trim fitting components listed below	1
	RFK519	<b>CONSOLE TRIM KIT</b> , comprising one pair of console trim panels without radio speaker holes and all console trim fitting components listed below	1
FZ35	XKC371/S	<b>Console Trim Panel Assembly</b> , black, stag-grained vinyl, with radio speaker hole, L.H.	1
	822251/S	<b>Console Trim Panel Assembly</b> , black, stag-grained vinyl, without radio speaker hole, L.H.	1
FZ36	XKC351/S	<b>Console Trim Panel Assembly</b> , black, stag-grained vinyl, with radio speaker hole, R.H.	1
	822261/S	<b>Console Trim Panel Assembly</b> , black, stag-grained vinyl, without radio speaker hole, R.H.	1
	RFK512	<b>FITTING KIT</b> , console trim panels	1
<b>FRONT MOUNTINGS</b> , console trim panels			
FZ37	625688	<b>Bracket</b> , mounting console trim panels to gearbox cover	2
FZ38	564998	<b>Rivet</b> , Imex, securing brackets to gearbox cover	4
FZ39	FJ2444/8	<b>Nut</b> , fix, fitted to brackets	2
FZ40	YJ2464	<b>Screw</b> , securing console trim panels to mounting brackets	2
FZ41	619627	<b>Washer</b> , cup, on screws	2
<b>CENTER MOUNTINGS</b> , console trim panels			
FZ42	ZKC401	<b>Bracket</b> , cross-tie	1
FZ43	616233	<b>Buffer</b> , rubber, cross-tie to heater box	1
FZ44	FJ2465	<b>Nut</b> , fix, fitted to cross-tie	2
FZ45	519651	<b>Screw</b> , securing console trims to cross-tie bracket	2
FZ46	625549	<b>Washer</b> , cup, on screws	2



# PLATE GA

INTERIOR TRIM PANELS, 1970 UP TO  
1972 MODELS (FROM COMM. NO.  
CC/CP50000 UP TO CF/CR1)

## TRIUMPH TR6



# INTERIOR TRIM PANELS, 1970 UP TO 1972 MODELS (FROM COMM. NO. CC/CP50000 UP TO CF/CR1)

Plate No.	Part No.	Description	No. Off
		Trim Panels supplied by The Roadster Factory approximate originals as closely as possible through the use of vinyl materials of original colours and grains and through the use of original patterns and heat-welded seams.	
		<b>Please Note:</b> Door panels, wheelarch covers, and rear quarter trim panels are only sold in pairs. However, we have a limited quantity of individual components available for sale while supply lasts.	
		<b>Please Note:</b> You can differentiate the trim panels used on the 1970 up to 1972 models from those used on earlier and later TR6 models by checking the following characteristics:	
		• The later heat-welded pattern started in 1970.	
		• Stag grained vinyl was used.	
		• There are no door-pull holes in the door panels listed in this section as found in the door panels fitted to 1974 up to 1976 TR6 models.	
		<b>DOOR-TOP CRASH PADS</b>	
GA1	812311	<b>Crash Pad</b> , door top, fingergrip, black, L.H.	1
GA2	812321	<b>Crash Pad</b> , door top, fingergrip, black, R.H.	1
	RFK513	<b>TRIM PANEL SET</b> , black with black piping, fitted from comm. no. CC/CP50000 up to CF/CR1	
GA3	819711	<b>Trim Panel</b> , door, black, L.H.	1
GA4	819721	<b>Trim Panel</b> , door, black, R.H.	1
GA5	822230	<b>Foam Pad</b> , under rear wheelarch covers	2
GA6	717211	<b>Cover Assembly</b> , rear wheelarch, black, L.H.	1
GA7	717221	<b>Cover Assembly</b> , rear wheelarch, black, R.H.	1
GA8	713171	<b>Vinyl Strip</b> , covering edge of rear door post, black, L.H.	1
GA9	713181	<b>Vinyl Strip</b> , covering edge of rear door post, black, R.H.	1
GA10	621881	<b>Trim Pad</b> , rear door post reinforcements, black	2
GA11	819751	<b>Trim Panel</b> , rear quarter, black, L.H.	1
GA12	819761	<b>Trim Panel</b> , rear quarter, black, R.H.	1
GA13	819731	<b>Trim Panel</b> , bulkhead, rear, black	1
	RFK514	<b>TRIM PANEL SET</b> , matador red with red piping, fitted from comm. no. CC/CP50000 up to CF/CR1	
	819712	<b>Trim Panel</b> , door, matador red, L.H.	1
	819722	<b>Trim Panel</b> , door,matador red, R.H.	1
	822230	<b>Foam Pad</b> , under rear wheelarch covers	2
	717212	<b>Cover Assembly</b> , rear wheelarch, matador red, L.H.	1
	717222	<b>Cover Assembly</b> , rear wheelarch, matador red, R.H.	1
	713172	<b>Vinyl Strip</b> , covering edge of rear door post, matador red, L.H.	1
	713182	<b>Vinyl Strip</b> , covering edge of rear door post, matador red, R.H.	1
	621882	<b>Trim Pad</b> , rear door post reinforcements, matador red	2
	819752	<b>Trim Panel</b> , rear quarter, matador red, L.H.	1
	819762	<b>Trim Panel</b> , rear quarter, matador red, R.H.	1
	819732	<b>Trim Panel</b> , bulkhead, rear, matador red	1

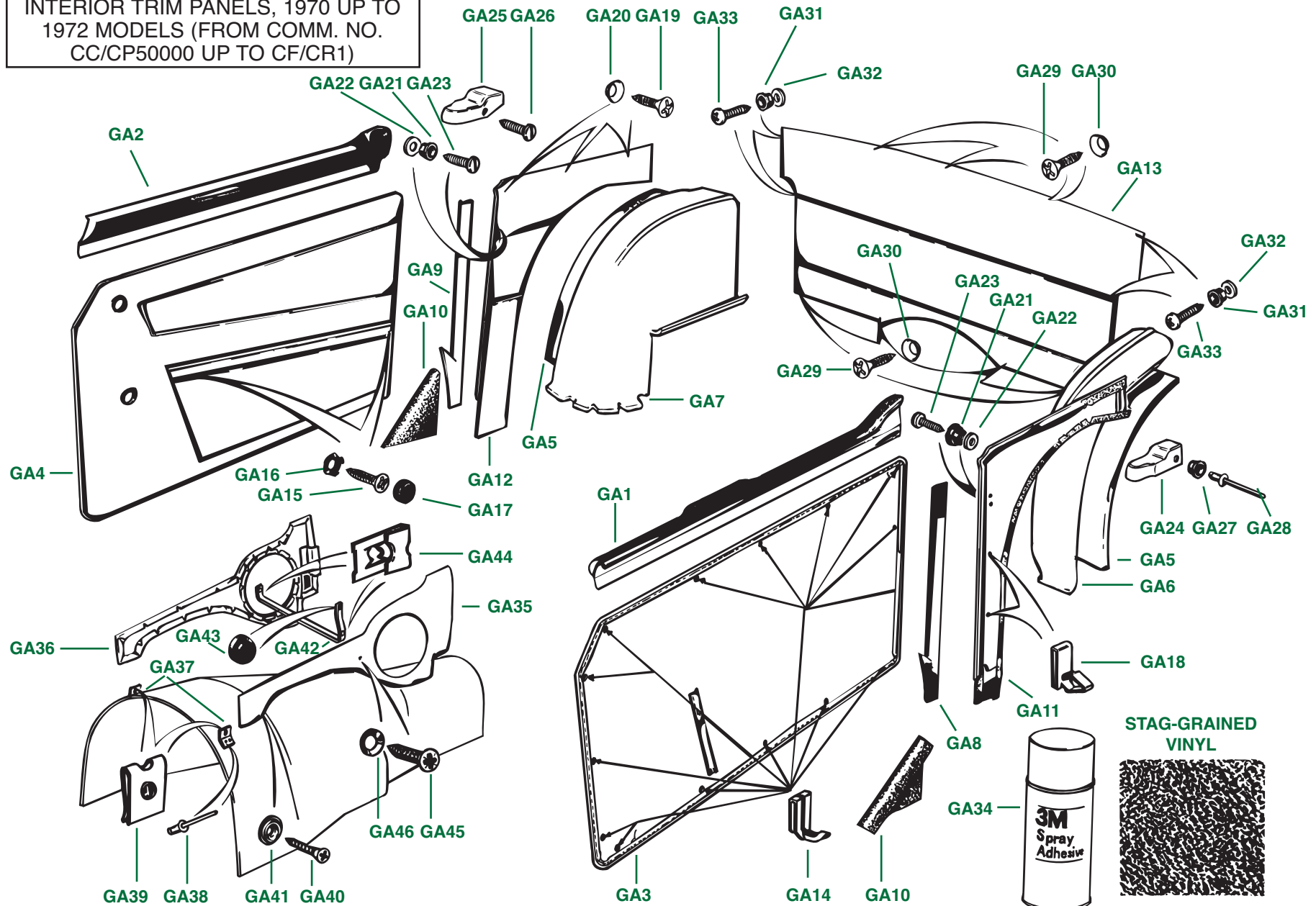
Plate No.	Part No.	Description	No. Off
	RFK515	<b>TRIM PANEL SET</b> , light tan with light tan piping, fitted from comm. no. CC/CP50000 up to CF/CR1	
	576645	<b>Trim Panel</b> , door, light tan, L.H.	1
	576646	<b>Trim Panel</b> , door, light tan, R.H.	1
	822230	<b>Foam Pad</b> , under rear wheelarch covers	2
	717213	<b>Cover Assembly</b> , rear wheelarch, light tan, L.H.	1
	717223	<b>Cover Assembly</b> , rear wheelarch, light tan, R.H.	1
	713173	<b>Vinyl Strip</b> , covering edge of rear door post, light tan, L.H.	1
	713183	<b>Vinyl Strip</b> , covering edge of rear door post, light tan, R.H.	1
	621883	<b>Trim Pad</b> , rear door post reinforcements, light tan	2
	576641	<b>Trim Panel</b> , rear quarter, light tan, L.H.	1
	576642	<b>Trim Panel</b> , rear quarter, light tan, R.H.	1
	576653	<b>Trim Panel</b> , bulkhead, rear, light tan	1
	RFK516	<b>TRIM PANEL SET</b> , new tan (peanut brittle), with new tan piping, fitted from comm. no. CC/CP50000 up to CF/CR1	
	819713	<b>Trim Panel</b> , door, new tan (peanut brittle), L.H.	1
	819723	<b>Trim Panel</b> , door, new tan (peanut brittle), R.H.	1
	822230	<b>Foam Pad</b> , under rear wheelarch covers	2
	723073	<b>Cover Assembly</b> , rear wheelarch, new tan (peanut brittle), L.H.	1
	723083	<b>Cover Assembly</b> , rear wheelarch, new tan (peanut brittle), R.H.	1
	717173	<b>Vinyl Strip</b> , covering edge of rear door post, new tan (peanut brittle), L.H.	1
	717183	<b>Vinyl Strip</b> , covering edge of rear door post, new tan (peanut brittle), R.H.	1
	630113	<b>Trim Pad</b> , rear door post reinforcements, new tan (peanut brittle)	2
	819753	<b>Trim Panel</b> , rear quarter, new tan (peanut brittle), L.H.	1
	819763	<b>Trim Panel</b> , rear quarter, new tan (peanut brittle), R.H.	1
	819733	<b>Trim Panel</b> , bulkhead, rear, new tan (peanut brittle)	1
	RFK517	<b>TRIM PANEL SET</b> , shadow blue with shadow blue piping, fitted from comm. no. CC/CP50000 up to CF/CR1	
	819717	<b>Trim Panel</b> , door, shadow blue, L.H.	1
	819727	<b>Trim Panel</b> , door, shadow blue, R.H.	1
	822230	<b>Foam Pad</b> , under rear wheelarch covers	2
	717217	<b>Cover Assembly</b> , rear wheelarch, shadow blue, L.H.	1
	717227	<b>Cover Assembly</b> , rear wheelarch, shadow blue, R.H.	1
	713177	<b>Vinyl Strip</b> , covering edge of rear door post, shadow blue, L.H.	1
	713187	<b>Vinyl Strip</b> , covering edge of rear door post, shadow blue, R.H.	1
	621887	<b>Trim Pad</b> , rear door post reinforcements, shadow blue	2
	819757	<b>Trim Panel</b> , rear quarter, shadow blue, L.H.	1
	819767	<b>Trim Panel</b> , rear quarter, shadow blue, R.H.	1
	819737	<b>Trim Panel</b> , bulkhead, rear, shadow blue	1

(Continued on next page.)

# PLATE GA

INTERIOR TRIM PANELS, 1970 UP TO  
1972 MODELS (FROM COMM. NO.  
CC/CP50000 UP TO CF/CR1)

## TRIUMPH TR6



# INTERIOR TRIM PANELS, 1970 UP TO 1972 MODELS (FROM COMM. NO. CC/CP50000 UP TO CF/CR1)

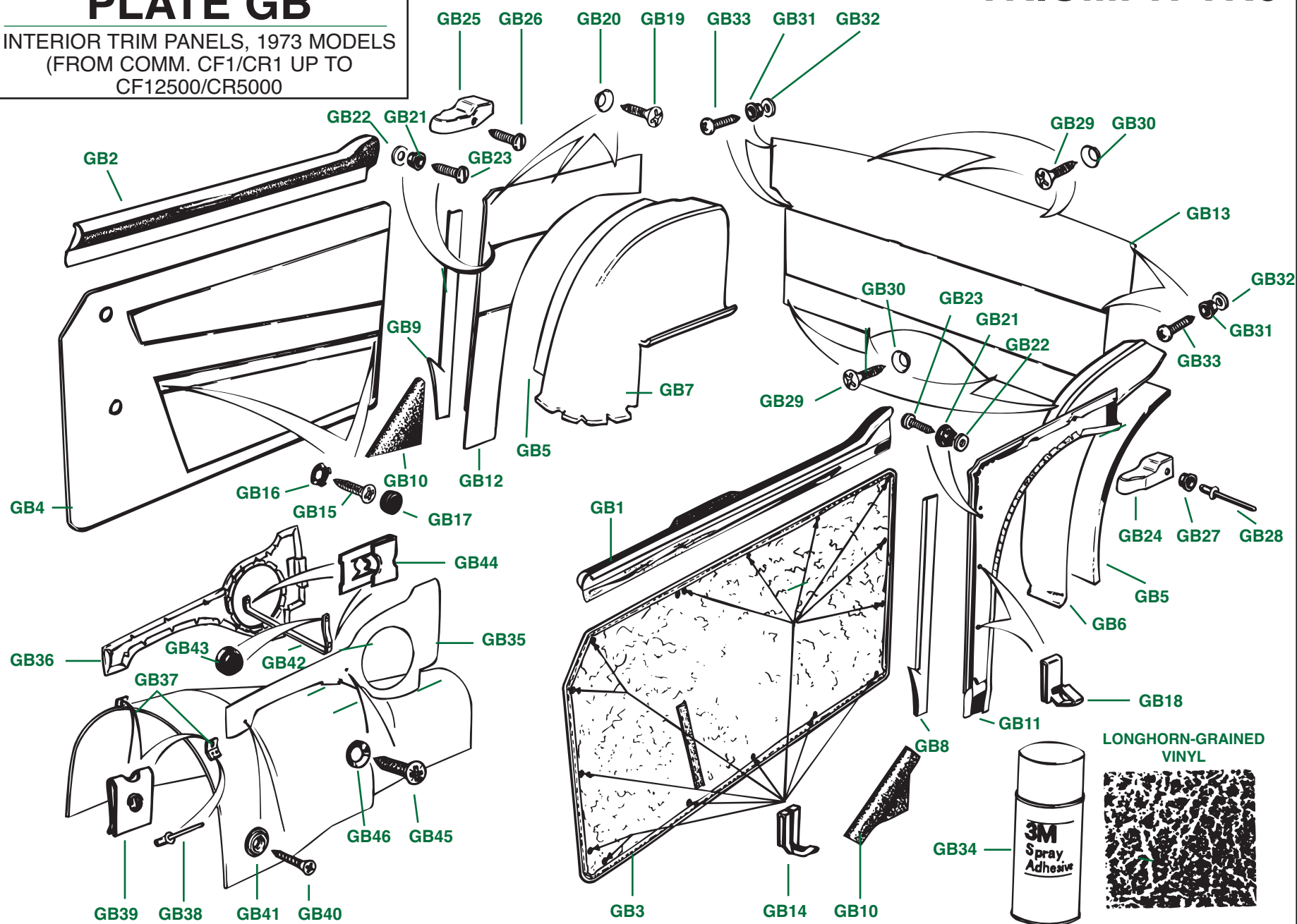
Plate No.	Part No.	Description	No. Off
		<b>HARDWARE FOR INSTALLING INTERIOR TRIM PANELS</b>	
	RFK1104	<b>HARDWARE KIT</b> , for installing a full set of interior trim; includes everything required except the coloured screw caps listed below	1
		<b>HARDWARE</b> , securing door panels to doors	
GA14	608516	<b>Clip</b> , trim panel	30
GA15	YZ3426	<b>Screw</b> , securing door pockets	4
GA16	608586	<b>Washer</b> , clip, under heads of screws	4
		<b>CAPS</b> , hiding door pocket screws	
GA17	621991	<b>Cap</b> , hiding screws, red	4
	621992	<b>Cap</b> , hiding screws, black	4
	621993	<b>Cap</b> , hiding screws, light tan	4
	630091	<b>Cap</b> , hiding screws, new tan (peanut brittle)	4
	621997	<b>Cap</b> , hiding screws, shadow blue	4
		<b>HARDWARE AND FITTINGS</b> , securing rear quarter trim panels to body shell	
GA18	608511	<b>Clip</b> , trim panel	4
GA19	507819	<b>Screw</b> , trim, chromed	6
GA20	CD24152	<b>Washer</b> , cup, chromed	6
GA21	713511	<b>Stud</b> , snap, black	2
	713519	<b>Stud</b> , snap, white; alternative to previous listing	2
GA22	512611	<b>Washer</b> , spacing, under snap studs	2
GA23	YZ3105	<b>Screw</b> , self-tapping, securing studs and washers	2
GA24	622747	<b>Finisher</b> , top of door post, L.H.	1
GA25	622748	<b>Finisher</b> , top of door post, R.H.	1
		<b>HARDWARE</b> , securing finishers to body shell	
GA26	YA323	<b>Screw</b> , self-tapping, inside car	2
GA27	713511	<b>Stud</b> , snap, black	2
	713519	<b>Stud</b> , snap, white; alternative to previous listing	2
GA28	554407	<b>Rivet</b> , securing snap studs	2
		<b>HARDWARE</b> , securing rear bulkhead trim panel to body shell	
GA29	507819	<b>Screw</b> , trim, chromed	7
GA30	CD24152	<b>Washer</b> , cup, chromed	7
GA31	713511	<b>Stud</b> , snap, black	4
	713519	<b>Stud</b> , snap, white; alternative to previous listing	4
GA32	512611	<b>Washer</b> , spacing, under snap studs	4
GA33	YZ3105	<b>Screw</b> , self-tapping, securing studs and washers	4
GA34	TRFC101	<b>Trim Adhesive</b> , 3-M brand, in 16 oz. spray can, for use in installing various trim components	A/R

Plate No.	Part No.	Description	No. Off
		<b>CONSOLE TRIM PANELS</b> (Not included in the trim panels sets listed above.)	
	RFK518	<b>CONSOLE TRIM KIT</b> , comprising one pair of console trim panels with radio speaker holes and all console trim fitting components listed below	1
	RFK519	<b>CONSOLE TRIM KIT</b> , comprising one pair of console trim panels without radio speaker holes and all console trim fitting components listed below	1
GA35	XKC371/S	<b>Console Trim Panel Assembly</b> , black, stag-grained vinyl, with radio speaker hole, L.H.	1
	822251/S	<b>Console Trim Panel Assembly</b> , black, stag-grained vinyl, without radio speaker hole, L.H.	1
GA36	XKC351/S	<b>Console Trim Panel Assembly</b> , black, stag-grained vinyl, with radio speaker hole, R.H.	1
	822261/S	<b>Console Trim Panel Assembly</b> , black, stag-grained vinyl, without radio speaker hole, R.H.	1
	RFK512	<b>FITTING KIT</b> , console trim panels	1
		<b>FRONT MOUNTINGS</b> , console trim panels	
GA37	625688	<b>Bracket</b> , mounting console trim panels to gearbox cover	2
GA38	564998	<b>Rivet</b> , Imex, securing brackets to gearbox cover	4
GA39	FJ2444/8	<b>Nut</b> , fix, fitted to brackets	2
GA40	YJ2464	<b>Screw</b> , securing console trims to mounting brackets	2
GA41	619627	<b>Washer</b> , cup, on screws	2
		<b>CENTER MOUNTINGS</b>	
GA42	ZKC401	<b>Bracket</b> , cross-tie	1
GA43	616233	<b>Buffer</b> , rubber, cross-tie to heater box	1
GA44	FJ2465	<b>Nut</b> , fix, fitted to cross-tie	2
GA45	519651	<b>Screw</b> , securing console trims to cross-tie bracket	2
GA46	625549	<b>Washer</b> , cup, on screws	2

# PLATE GB

INTERIOR TRIM PANELS, 1973 MODELS  
(FROM COMM. CF1/CR1 UP TO  
CF12500/CR5000)

## TRIUMPH TR6





# INTERIOR TRIM PANELS, 1973 MODELS (FROM COMM. CF1/CR1 UP TO CF12500/CR5000)

Plate No.	Part No.	Description	No. Off
		Trim Panels supplied by The Roadster Factory approximate originals as closely as possible through the use of vinyl materials of original colours and grains and through the use of original patterns and heat-welded seams.	
		<b>Please Note:</b> Door panels, wheelarch covers, and rear quarter trim panels are only sold in pairs. However, we have a limited quantity of individual components available for sale while supply lasts.	
		<b>Please Note:</b> You can differentiate the trim panels used on 1973 models from those used on earlier and later TR6 models by checking the following characteristics:	
		• The late heat-welded pattern begun in 1970 was continued.	
		• Longhorn-grained vinyl appeared for the first time in 1973.	
		• There are no door-pull holes in the door panels listed in this section as found on the door panels fitted to 1974 up to 1976 TR6 models.	
		<b>DOOR-TOP CRASH PADS</b>	
GB1	812311	<b>Crash Pad</b> , door top, fingerrip, black, L.H.	1
GB2	812321	<b>Crash Pad</b> , door top, fingerrip, black, R.H.	1
	RFK524	<b>TRIM PANEL SET</b> , black with black piping, fitted from comm. no. CF1/CR1 up to CF12500/CR5000	1
GB3	822131	<b>Trim Panel</b> , door, black, L.H.	1
GB4	822141	<b>Trim Panel</b> , door, black, R.H.	1
GB5	822230	<b>Foam Pad</b> , under rear wheelarch covers	2
GB6	726321	<b>Cover Assembly</b> , rear wheelarch, black, L.H.	1
GB7	726331	<b>Cover Assembly</b> , rear wheelarch, black, R.H.	1
GB8	726301	<b>Vinyl Strip</b> , covering edge of rear door post, black, L.H.	1
GB9	726311	<b>Vinyl Strip</b> , covering edge of rear door post, black, R.H.	1
GB10	631841	<b>Trim Pad</b> , rear door post reinforcements, black	2
GB11	822171	<b>Trim Panel</b> , rear quarter, black, L.H.	1
GB12	822181	<b>Trim Panel</b> , rear quarter, black, R.H.	1
GB13	822211	<b>Trim Panel</b> , bulkhead, rear, black	1
	RFK525	<b>TRIM PANEL SET</b> , new tan (peanut brittle) with new tan piping, fitted from comm. no. CF1/CR1 up to CF12500/CR5000	1
	821643	<b>Trim Panel</b> , door, new tan (peanut brittle), L.H.	1
	821653	<b>Trim Panel</b> , door, new tan (peanut brittle), R.H.	1
	822230	<b>Foam Pad</b> , under rear wheelarch covers	2
	726043	<b>Cover Assembly</b> , rear wheelarch, new tan (peanut brittle), L.H.	1
	726053	<b>Cover Assembly</b> , rear wheelarch, new tan (peanut brittle), R.H.	1
	729853	<b>Vinyl Strip</b> , covering edge of rear door post, new tan (peanut brittle), L.H.	1
	729863	<b>Vinyl Strip</b> , covering edge of rear door post, new tan (peanut brittle), R.H.	1
	625273	<b>Trim Pad</b> , rear door post reinforcements, new tan	2

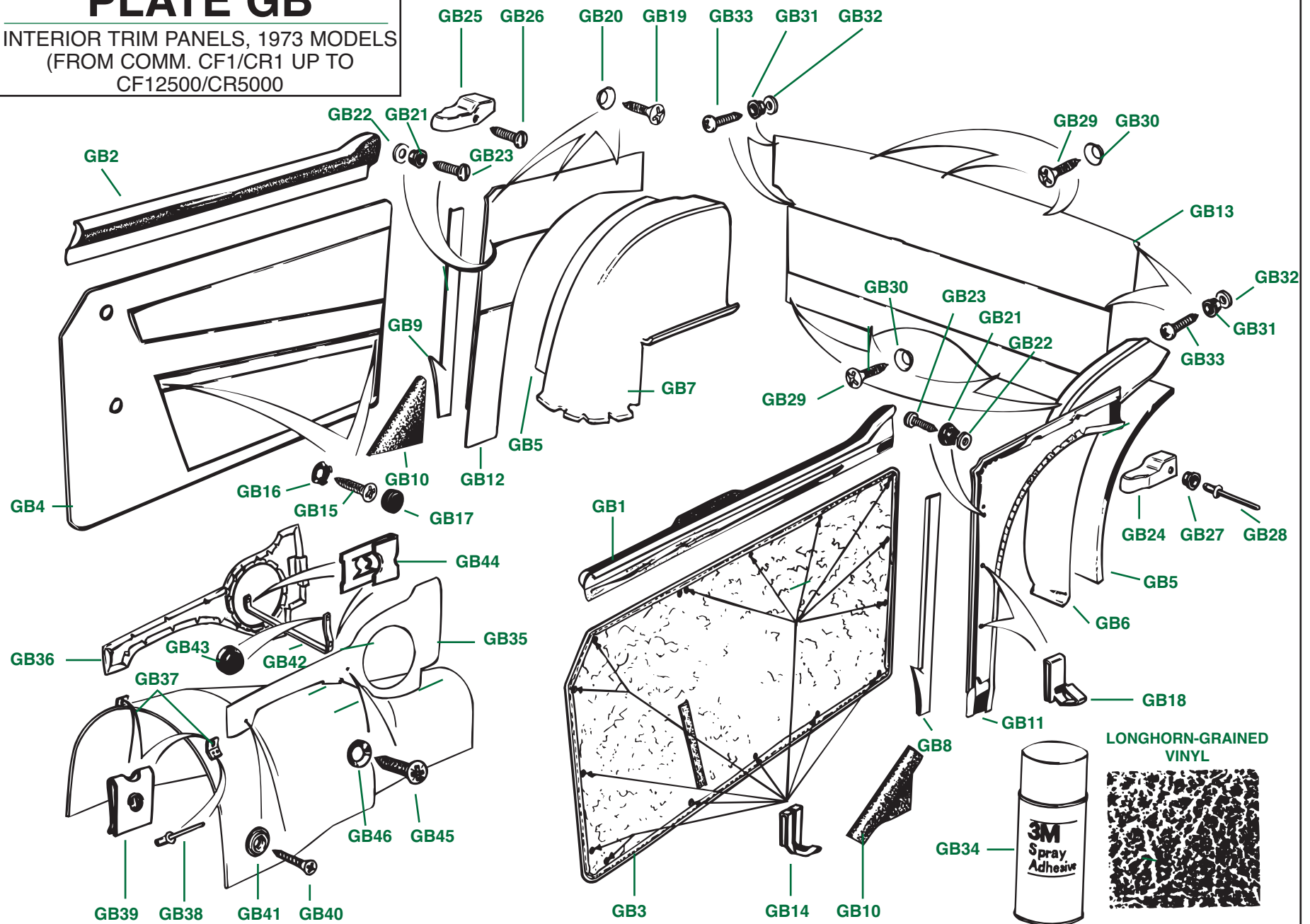
Plate No.	Part No.	Description	No. Off
	RFK526	<b>TRIM PANEL SET</b> , shadow blue with shadow blue piping, fitted from comm. no. CF1/CR1 up to CF12500/CR5000	1
	822137	<b>Trim Panel</b> , door, shadow blue, L.H.	1
	822147	<b>Trim Panel</b> , door, shadow blue, R.H.	1
	822230	<b>Foam Pad</b> , under rear wheelarch covers	2
	726327	<b>Cover Assembly</b> , rear wheelarch, shadow blue, L.H.	1
	726337	<b>Cover Assembly</b> , rear wheelarch, shadow blue, R.H.	1
	726307	<b>Vinyl Strip</b> , covering edge of rear door post, shadow blue, L.H.	1
	726317	<b>Vinyl Strip</b> , covering edge of rear door post, shadow blue, R.H.	1
	631847	<b>Trim Pad</b> , rear door post reinforcements, shadow blue	2
	822177	<b>Trim Panel</b> , rear quarter, shadow blue, L.H.	1
	822187	<b>Trim Panel</b> , rear quarter, shadow blue, R.H.	1
	822217	<b>Trim Panel</b> , bulkhead, rear, shadow blue	1
	RFK527	<b>TRIM PANEL SET</b> , chestnut (dark reddish brown) with chestnut piping, fitted from comm. no. CF1/CR1 up to CF12500/CR5000	1
	822133	<b>Trim Panel</b> , door, chestnut (dark reddish brown), L.H.	1
	822143	<b>Trim Panel</b> , door, chestnut (dark reddish brown), R.H.	1
	822230	<b>Foam Pad</b> , under rear wheelarch covers	2
	726323	<b>Cover Assembly</b> , rear wheelarch, chestnut (dark reddish brown), L.H.	1
	726333	<b>Cover Assembly</b> , rear wheel arch, chestnut (dark reddish brown), R.H.	1
	726303	<b>Vinyl Strip</b> , covering edge of rear door post, chestnut (dark reddish brown), L.H.	1
	726313	<b>Vinyl Strip</b> , covering edge of rear door post, chestnut (dark reddish brown), R.H.	1
	631843	<b>Trim Pad</b> , rear door post reinforcements, chestnut (dark reddish brown)	2
	822173	<b>Trim Panel</b> , rear quarter, chestnut (dark reddish brown), L.H.	1
	822183	<b>Trim Panel</b> , rear quarter, chestnut (dark reddish brown), R.H.	1
	822213	<b>Trim Panel</b> , bulkhead, rear, chestnut (dark reddish brown)	1

(Continued on next page.)

# PLATE GB

INTERIOR TRIM PANELS, 1973 MODELS  
(FROM COMM. CF1/CR1 UP TO  
CF12500/CR5000)

## TRIUMPH TR6



# INTERIOR TRIM PANELS, 1973 MODELS (FROM COMM. CF1/CR1 UP TO CF12500/CR5000)

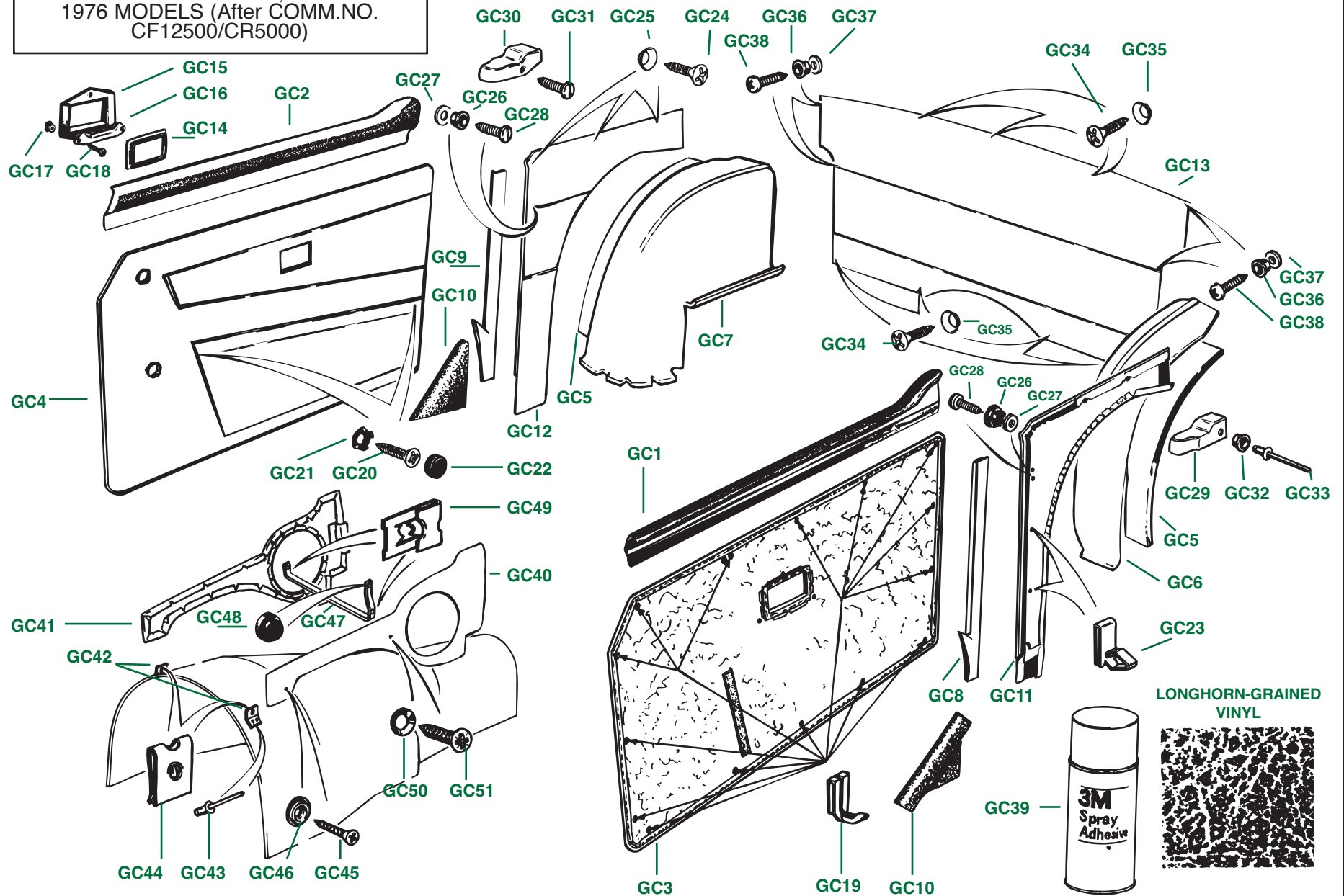
Plate No.	Part No.	Description	No. Off
		<b>HARDWARE FOR INSTALLING INTERIOR TRIM PANELS</b>	
	RFK1104	<b>HARDWARE KIT</b> , for installing a full set of interior trim; includes everything required except the coloured screw caps listed below	1
		<b>HARDWARE</b> , securing door trim panels to door shells	
GB14	608516	<b>Clip</b> , trim panel	30
GB15	YZ3426	<b>Screw</b> , securing door pockets to door shells	4
GB16	608586	<b>Washer</b> , clip, under heads of screws	4
		<b>CAPS</b> , hiding door-pocket screws	
GB17	621991	<b>Cap</b> , hiding screws, black	4
	630091	<b>Cap</b> , hiding screws, new tan (peanut brittle)	4
	621997	<b>Cap</b> , hiding screws, shadow blue	4
	630093	<b>Cap</b> , hiding screws, chestnut (dark reddish brown)	4
		<b>HARDWARE AND FITTINGS</b> , securing rear quarter trim panels to body shell	
GB18	608511	<b>Clip</b> , trim panel	4
GB19	507819	<b>Screw</b> , trim, chromed	6
GB20	CD24152	<b>Washer</b> , cup, chromed	6
GB21	713511	<b>Stud</b> , snap, black	2
	713519	<b>Stud</b> , snap, white; alternative to previous listing	2
GB22	512611	<b>Washer</b> , spacing, under snap studs	2
GB23	YZ3105	<b>Screw</b> , self-tapping, securing studs and washers	2
GB24	622747	<b>Finisher</b> , top of door post, L.H.	1
GB25	622748	<b>Finisher</b> , top of door post, R.H.	1
		<b>HARDWARE</b> , securing finishers to body shell	
GB26	YA323	<b>Screw</b> , self-tapping, inside car	2
GB27	713511	<b>Stud</b> , snap, black	2
	713519	<b>Stud</b> , snap, white; alternative to previous listing	2
GB28	554407	<b>Rivet</b> , securing snap studs	2
		<b>HARDWARE</b> , securing rear bulkhead trim panel to body shell	
GB29	507819	<b>Screw</b> , trim, chromed	7
GB30	CD24152	<b>Washer</b> , cup, chromed	7
GB31	713511	<b>Stud</b> , snap, black	4
	713519	<b>Stud</b> , snap, white; alternative to previous listing	4
GB32	512611	<b>Washer</b> , spacing, under snap studs	4
GB33	YZ3105	<b>Screw</b> , self-tapping, securing studs and washers	4
GB34	TRFC101	<b>Trim Adhesive</b> , 3-M brand, in 16 oz. spray can, for use in installing various trim components	A/R

Plate No.	Part No.	Description	No. Off
		<b>CONSOLE TRIM PANELS</b> (Not included in the trim panels sets listed above.)	
	RFK518	<b>CONSOLE TRIM KIT</b> , comprising one pair of console trim panels with radio speaker holes and all console trim fitting components listed below	1
	RFK519	<b>CONSOLE TRIM KIT</b> , comprising one pair of console trim panels without radio speaker holes and all console trim fitting components listed below	1
GA35	XKC371/S	<b>Console Trim Panel Assembly</b> , black, stag-grained vinyl, with radio speaker hole, L.H.	1
	822251/S	<b>Console Trim Panel Assembly</b> , black, stag-grained vinyl, without radio speaker hole, L.H.	1
GA36	XKC351/S	<b>Console Trim Panel Assembly</b> , black, stag-grained vinyl, with radio speaker hole, R.H.	1
	822261/S	<b>Console Trim Panel Assembly</b> , black, stag-grained vinyl, without radio speaker hole, R.H.	1
	RFK512	<b>FITTING KIT</b> , console trim panels	
		<b>FRONT MOUNTINGS</b> , console trim panels	
GA37	625688	<b>Bracket</b> , mounting console trim panels to gearbox cover	2
GA38	564998	<b>Rivet</b> , Imex, securing brackets to gearbox cover	4
GA39	FJ2444/8	<b>Nut</b> , fix, fitted to brackets	2
GA40	YJ2464	<b>Screw</b> , securing console trims to mounting brackets	2
GA41	619627	<b>Washer</b> , cup, on screws	2
		<b>CENTER MOUNTINGS</b>	
GA42	ZKC401	<b>Bracket</b> , cross-tie	1
GA43	616233	<b>Buffer</b> , rubber, cross-tie to heater box	1
GA44	FJ2465	<b>Nut</b> , fix, fitted to cross-tie	2
GA45	519651	<b>Screw</b> , securing console trims to cross-tie bracket	2
GA46	625549	<b>Washer</b> , cup, on screws	2

# PLATE GC

INTERIOR TRIM PANELS, 1974 UP TO  
1976 MODELS (After COMM.NO.  
CF12500/CR5000)

## TRIUMPH TR6



# INTERIOR TRIM PANELS, 1973 MODELS (FROM COMM. CF1/CR1 UP TO CF12500/CR5000)

Plate No.	Part No.	Description	No. Off
		Trim Panels supplied by The Roadster Factory approximate originals as closely as possible through the use of vinyl materials of original colours and grains and through the use of original patterns and heat-welded seams.	
		<b>Please Note:</b> Door panels, wheelarch covers, and rear quarter trim panels are only sold in pairs. However, we have a limited quantity of individual components available for sale while supply lasts.	
		<b>Please Note:</b> You can differentiate the trim panels used on 1974 up to 1976 models from those used on earlier TR6 models by checking the following characteristics:	
		• The later heat-welded pattern used from 1970 up through 1973 was continued.	
		• Longhorn-grained vinyl, which first appeared on 1973 models was continued on 1974 up through 1976 models	
		• The finger grip door-top crash pads were discontinued at the end of 1973, and the door trim panels fitted to 1974 up through 1976 models included holes to which mouldings were fitted for pulling the doors shut from the inside. We refer to this hole as "a door-pull hole."	
		<b>DOOR-TOP TRIMS</b>	
GC1	824901	<b>Vinyl Trim</b> , door top, black, L.H.	1
GC2	824911	<b>Vinyl Trim</b> , door top, black, R.H.	1
	RFK530	<b>TRIM PANEL SET</b> , black with black piping, fitted after comm. no. CF12500/CR5000	1
GC3	824801	<b>Trim Panel</b> , door, black, L.H.	1
GC4	824811	<b>Trim Panel</b> , door, black, R.H.	1
GC5	822230	<b>Foam Pad</b> , under rear wheelarch covers	2
GC6	726321	<b>Cover Assembly</b> , rear wheelarch, black, L.H.	1
GC7	726331	<b>Cover Assembly</b> , rear wheelarch, black, R.H.	1
GC8	726301	<b>Vinyl Strip</b> , covering edge of rear door post, black, L.H.	1
GC9	726311	<b>Vinyl Strip</b> , covering edge of rear door post, black, R.H.	1
GC10	631841	<b>Trim Pad</b> , rear door post reinforcements, black	2
GC11	822171	<b>Trim Panel</b> , rear quarter, black, L.H.	1
GC12	822181	<b>Trim Panel</b> , rear quarter, black, R.H.	1
GC13	822211	<b>Trim Panel</b> , bulkhead, rear, black	1
	RFK531	<b>TRIM PANEL SET</b> , new tan (peanut brittle) with new tan piping, fitted after comm. no. CF12500/CR5000	1
	824823	<b>Trim Panel</b> , door, new tan (peanut brittle), L.H.	1
	824833	<b>Trim Panel</b> , door, new tan (peanut brittle), R.H.	1
	822230	<b>Foam Pad</b> , under rear wheelarch covers	2
	726043	<b>Cover Assembly</b> , rear wheelarch, new tan (peanut brittle), L.H.	1
	726053	<b>Cover Assembly</b> , rear wheelarch, new tan (peanut brittle), R.H.	1
	729853	<b>Vinyl Strip</b> , covering edge of rear door post, new tan (peanut brittle), L.H.	1
	729863	<b>Vinyl Strip</b> , covering edge of rear door post, new tan (peanut brittle), R.H.	1
	625273	<b>Trim Pad</b> , rear door post reinforcements, new tan (peanut brittle)	2

Plate No.	Part No.	Description	No. Off
		<b>TRIM PANEL SET</b> , new tan—Continued	
	821703	<b>Trim Panel</b> , rear quarter, new tan (peanut brittle), L.H.	1
	821713	<b>Trim Panel</b> , rear quarter, new tan (peanut brittle), R.H.	1
	821663	<b>Trim Panel</b> , bulkhead, rear, new tan (peanut brittle)	1
	RFK532	<b>TRIM PANEL SET</b> , beige (light mottled tan) with beige piping, fitted after comm. no. CF12500/CR5000	1
	824804	<b>Trim Panel</b> , door, beige (light mottled tan), L.H.	1
	824814	<b>Trim Panel</b> , door, beige (light mottled tan), R.H.	1
	822230	<b>Foam Pad</b> , under rear wheelarch covers	2
	726324	<b>Cover Assembly</b> , rear wheelarch, beige (light mottled tan), L.H.	1
	726334	<b>Cover Assembly</b> , rear wheelarch, beige (light mottled tan), R.H.	1
	726304	<b>Vinyl Strip</b> , covering edge of rear door post, beige (light mottled tan), L.H.	1
	726314	<b>Vinyl Strip</b> , covering edge of rear door post, beige (light mottled tan), R.H.	1
	631844	<b>Trim Pad</b> , rear door post reinforcements, beige (light mottled tan)	2
	822174	<b>Trim Panel</b> , rear quarter, beige (light mottled tan), L.H.	1
	822184	<b>Trim Panel</b> , rear quarter, beige (light mottled tan), R.H.	1
	822214	<b>Trim Panel</b> , bulkhead, rear, beige (light mottled tan)	1
	RFK533	<b>TRIM PANEL SET</b> , chestnut (dark reddish brown) with chestnut piping, fitted after comm. no. CF12500/CR5000	1
	824803	<b>Trim Panel</b> , door, chestnut (dark reddish brown), L.H.	1
	824813	<b>Trim Panel</b> , door, chestnut (dark reddish brown), R.H.	1
	822230	<b>Foam Pad</b> , under rear wheelarch covers	2
	726323	<b>Cover Assembly</b> , rear wheelarch, chestnut (dark reddish brown), L.H.	1
	726333	<b>Cover Assembly</b> , rear wheelarch, chestnut (dark reddish brown), R.H.	1
	726303	<b>Vinyl Strip</b> , covering edge of rear door post, chestnut (dark reddish brown), L.H.	1
	726313	<b>Vinyl Strip</b> , covering edge of rear door post, chestnut (dark reddish brown), R.H.	1
	631843	<b>Trim Pad</b> , rear door post reinforcements, chestnut (dark reddish brown)	2
	822173	<b>Trim Panel</b> , rear quarter, chestnut (dark reddish brown), L.H.	1
	822183	<b>Trim Panel</b> , rear quarter, chestnut (dark reddish brown), R.H.	1
	631843	<b>Trim Panel</b> , bulkhead, rear, chestnut (dark reddish brown)	1

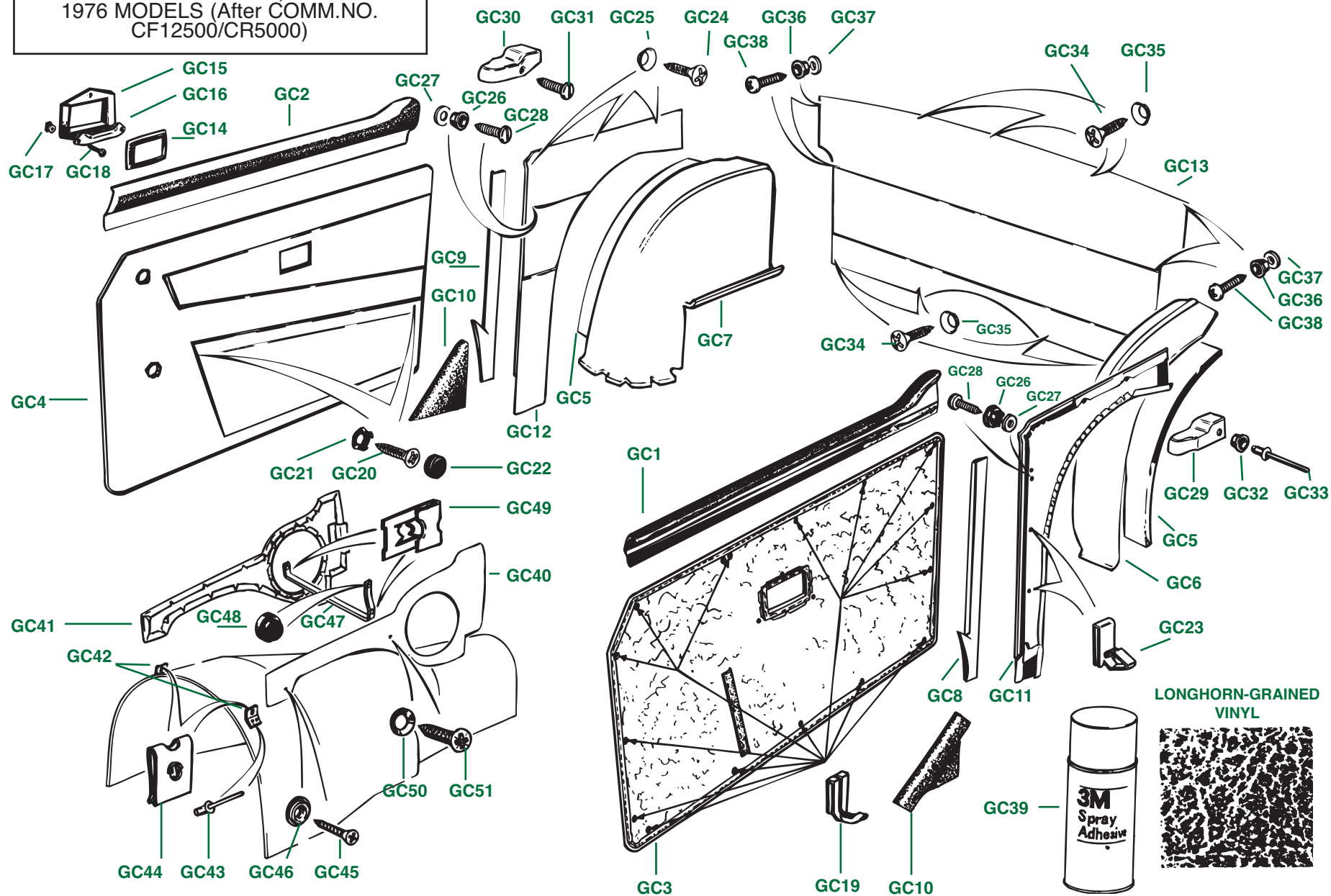
(Continued on next page.)



# PLATE GC

INTERIOR TRIM PANELS, 1974 UP TO  
1976 MODELS (After COMM.NO.  
CF12500/CR5000)

## TRIUMPH TR6



# INTERIOR TRIM PANELS, 1974 UP TO 1976 MODELS (AFTER COMM. NO.CF12500/CR5000)

Plate No.	Part No.	Description	No. Off
	RFK534	<b>TRIM PANEL SET</b> , shadow blue with shadow blue piping, fitted after comm. no. CF12500/CR5000	1
	824807	<b>Trim Panel</b> , door, shadow blue, L.H.	1
	824817	<b>Trim Panel</b> , door, shadow blue, R.H.	1
	822230	<b>Foam Pad</b> , under rear wheelarch covers	2
	726327	<b>Cover Assembly</b> , rear wheelarch, shadow blue, L.H.	1
	726337	<b>Cover Assembly</b> , rear wheelarch, shadow blue, R.H.	1
	726307	<b>Vinyl Strip</b> , covering edge of rear door post, shadow blue, L.H.	1
	726317	<b>Vinyl Strip</b> , covering edge of rear door post, shadow blue, R.H.	1
	631847	<b>Trim Pad</b> , rear door post reinforcements, shadow blue	2
	822177	<b>Trim Panel</b> , rear quarter, shadow blue, L.H.	1
	822187	<b>Trim Panel</b> , rear quarter, shadow blue, R.H.	1
	822217	<b>Trim Panel</b> , bulkhead, rear, shadow blue	1
		<b>DOOR-PULL DETAILS</b> , as fitted to 1974 up to 1976 models	
		<b>PLASTIC ESCUTCHEONS</b> , fitted to backs of door trim panels so that bead shows around edges of door pull holes from the front sides of the panels	
GC14	624681	<b>Escutcheon</b> , plastic, black	2
	634283	<b>Escutcheon</b> , plastic, new tan (peanut brittle)	2
	624684	<b>Escutcheon</b> , plastic, beige (light mottled tan)	2
	624683	<b>Escutcheon</b> , plastic, chestnut (dark reddish brown)	2
	624687	<b>Escutcheon</b> , plastic, shadow blue	2
GC15	716011	<b>Pocket</b> , moulded plastic, door-pull	2
GC16	624634	<b>Bar</b> , door-pull	2
		<b>HARDWARE</b> , securing door-pull bars and plastic pockets to door shells	
GC17	630225	<b>Nut</b> , plastic	6
GC18	YZ3505	<b>Screw</b> , self-tapping	6

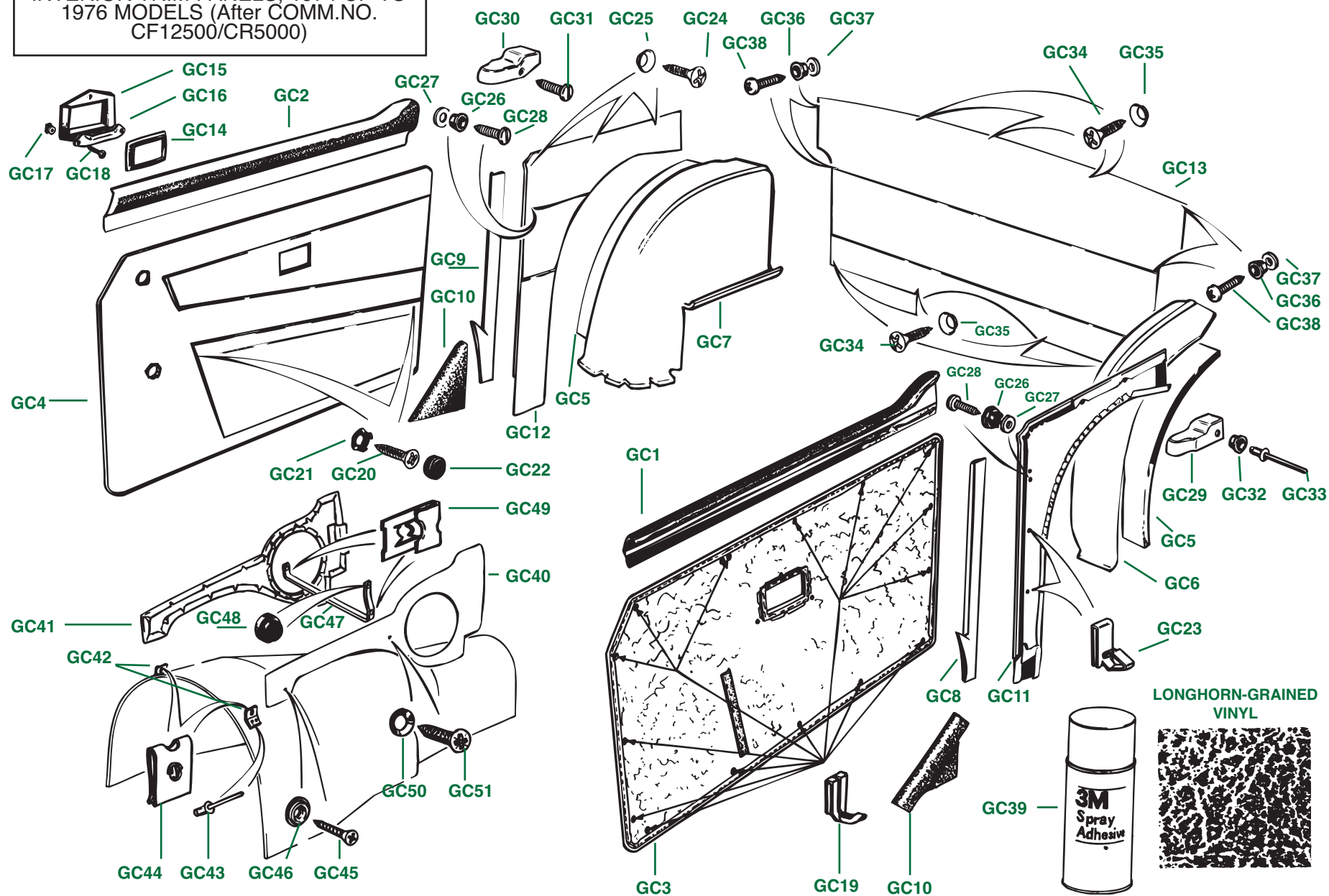
Plate No.	Part No.	Description	No. Off
		<b>HARDWARE FOR INSTALLING INTERIOR TRIM PANELS</b>	
	RFK1104	<b>HARDWARE KIT</b> , for installing a full set of interior trim; includes everything required except the coloured screw caps listed below	1
		<b>HARDWARE</b> , securing door trim panels to door shells	
		<b>Clip</b> , trim panel	30
		<b>Screw</b> , securing door pockets to door shells	4
		<b>Washer</b> , clip, under heads of screws	4
		<b>CAPS</b> , hiding door-pocket screws	
		<b>Cap</b> , hiding screws, black	4
		<b>Cap</b> , hiding screws, new tan (peanut brittle)	4
		<b>Cap</b> , hiding screws, beige (light mottled tan)	4
		<b>Cap</b> , hiding screws, chestnut (dark reddish brown)	4
		<b>Cap</b> , hiding screws, shadow blue	4
		<b>HARDWARE AND FITTINGS</b> , securing rear quarter trim panels to body shell	
		<b>Clip</b> , trim panel	4
		<b>Screw</b> , trim, chromed	6
		<b>Washer</b> , cup, chromed	6
		<b>Stud</b> , snap, black	2
		<b>Stud</b> , snap, white; alternative to previous listing	2
		<b>Washer</b> , spacing, under snap studs	2
		<b>Screw</b> , self-tapping, securing washers and studs	2
		<b>Finisher</b> , top of door post, L.H.	1
		<b>Finisher</b> , top of door post, R.H.	1
		<b>HARDWARE</b> , securing finishers to body shell	
		<b>Screw</b> , self-tapping, inside car	2
		<b>Stud</b> , snap, black	2
		<b>Stud</b> , snap, white; alternative to previous listing	2
		<b>Rivet</b> , securing snap studs and trim finishers	2
		<b>HARDWARE</b> , securing rear bulkhead trim panel to body shell	
		<b>Screw</b> , trim, chromed	7
		<b>Washer</b> , cup, chromed	7
		<b>Stud</b> , snap, black	4
		<b>Stud</b> , snap, white; alternative to previous listing	4
		<b>Washer</b> , spacing, under snap studs	4
		<b>Screw</b> , self-tapping, securing washers and studs	4
		<b>Trim Adhesive</b> , 3-M brand, in 16 oz. spray can, for use in installing various trim components	A/R

(Continued on next page.)

# PLATE GC

INTERIOR TRIM PANELS, 1974 UP TO  
1976 MODELS (After COMM.NO.  
CF12500/CR5000)

## TRIUMPH TR6



# INTERIOR TRIM PANELS, 1974 UP TO 1976 MODELS (AFTER COMM.NO. CF12500/CR5000)

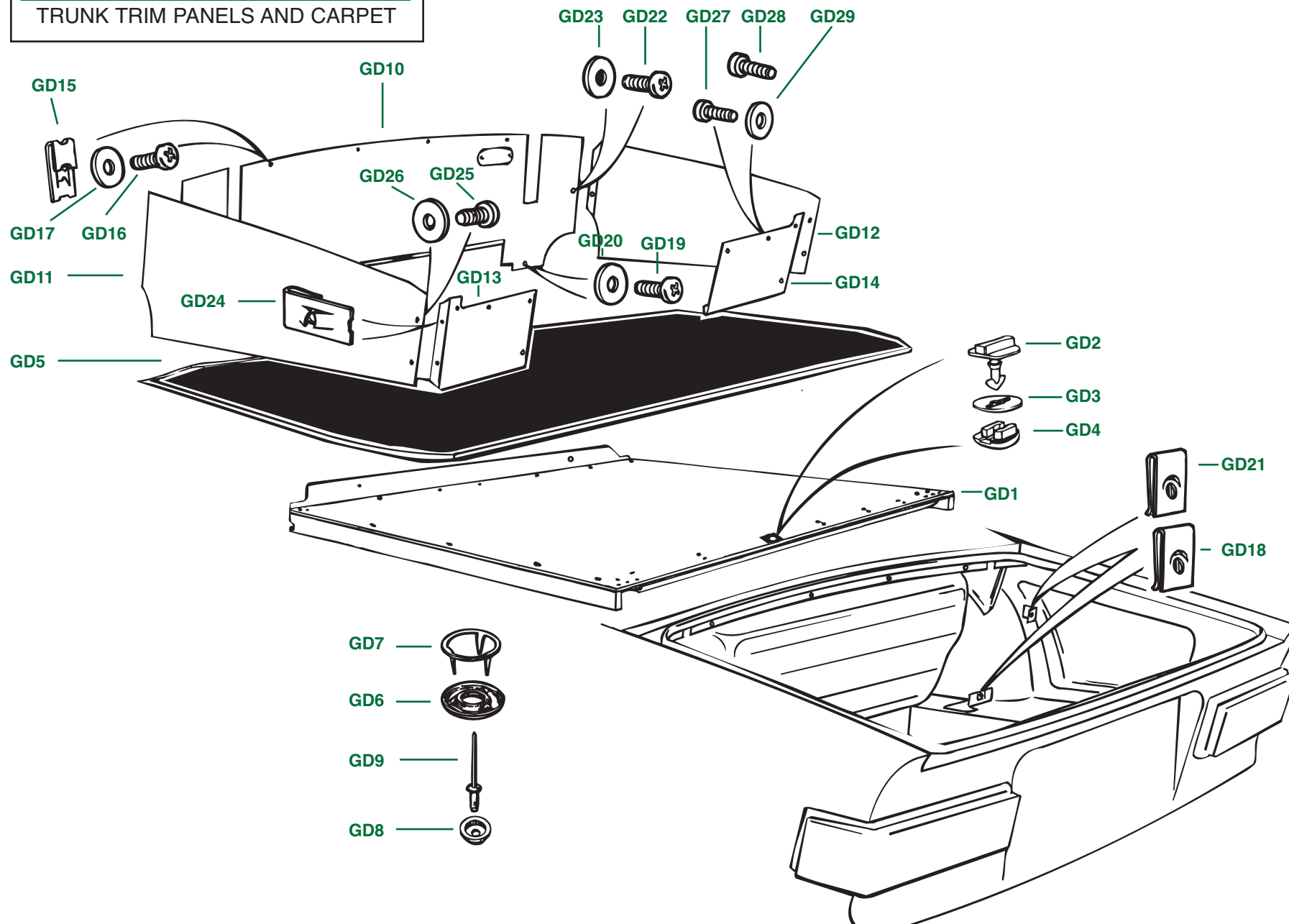
Plate No.	Part No.	Description	No. Off
		<b>CONSOLE TRIM PANELS</b> (Not included in the trim panel sets listed above.)	
	RFK528	<b>CONSOLE TRIM KIT</b> , comprising one pair of console trim panels with radio speaker holes and all console trim fitting components listed below	1
	RFK529	<b>CONSOLE TRIM KIT</b> , comprising one pair of console trim panels without radio speaker holes and all console trim fitting components listed below	1
GC40	XKC371/L	<b>Console Trim Panel Assembly</b> , black, longhorn grained vinyl, with radio speaker hole, L.H.	1
	822251/L	<b>Console Trim Panel Assembly</b> , black, longhorn grained vinyl, without radio speaker hole, L.H.	1
GC41	XKC351/L	<b>Console Trim Panel Assembly</b> , black, longhorn grained vinyl, with radio speaker hole, R.H.	1
	822261/L	<b>Console Trim Assembly</b> , black, longhorn-grained vinyl, without radio speaker hole, R.H.	1
	RFK512	<b>FITTING KIT</b> , console trim panels	1
		<b>FRONT MOUNTINGS</b> , console trim panels	
GC42	625688	<b>Bracket</b> , mounting console trim panels to gearbox cover	2
GC43	564998	<b>Rivet</b> , Imex, securing brackets to gearbox cover	1
GC44	FJ2444/8	<b>Nut</b> , fix, fitted to brackets	4
GC45	YJ2464	<b>Screw</b> , securing console trim panels to mounting brackets	2
GC46	619627	<b>Washer</b> , cup, on screws	2
		<b>CENTER MOUNTINGS</b> , console trim panels	
GC47	ZKC401	<b>Bracket</b> , cross-tie	1
GC48	616233	<b>Buffer</b> , rubber, cross-tie to heater box	1
GC49	FJ2465	<b>Nut</b> , fix, fitted to cross-tie	2
GC50	519651	<b>Screw</b> , securing console trims to cross-tie bracket	2
GC51	625549	<b>Washer</b> , cup, on screws	2

Plate No.	Part No.	Description	No. Off
-----------	----------	-------------	---------

# PLATE GD

TRUNK TRIM PANELS AND CARPET

TRIUMPH TR6





# TRUNK TRIM PANELS AND CARPET

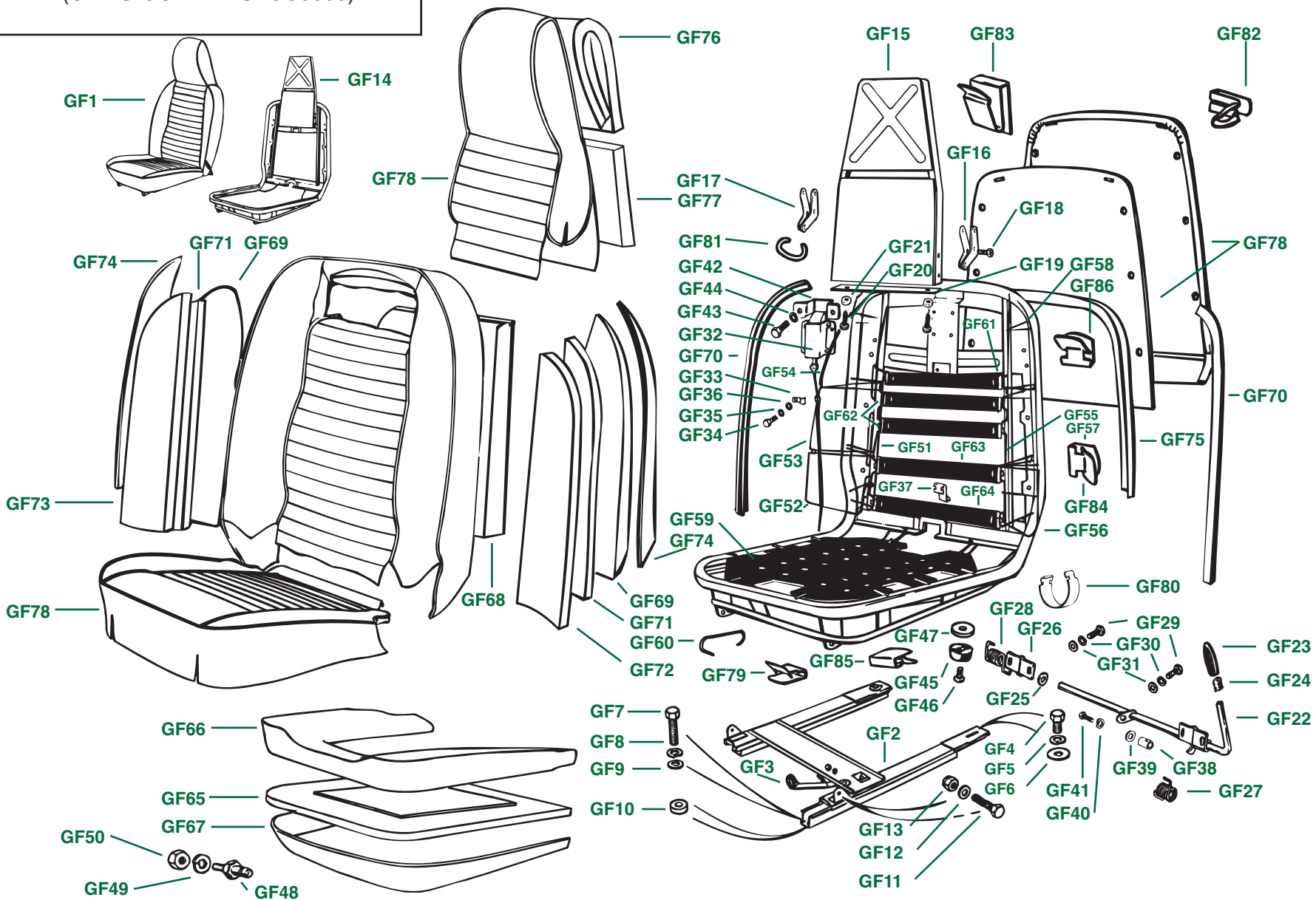
Plate No.	Part No.	Description	No. Off
GD1	815662	<b>Spare Tire Cover</b> ; aka Luggage Floor; manufactured to original specifications by The Magic Carpet Factory	1
	RFK325	<b>PLASTIC LATCH KIT</b> , luggage floor; comes with a new luggage floor	1
GD2	623472	<b>Turnbuckle</b>	1
GD3	623471	<b>Wasgerm retaining turnbuckle</b>	1
GD4	623473	<b>Cam</b> , latch	1
		<b>TRUNK CARPET DETAILS</b> , carb models	
		<b>TRUNK CARPETS</b> , Wilton wool, fitted to carb models up to comm. no. CF1; black was original, but you can match your interior carpet if you prefer	
GD5	575427/BLK	<b>Trunk Carpet</b> , wool, black	1
	575427/BRD	<b>Trunk Carpet</b> , wool, red with bright red binding	1
	575427/MTR	<b>Trunk Carpet</b> , wool, red with matador red binding	1
	575427/BLU	<b>Trunk Carpet</b> , wool, shadow blue	1
	575427/LTN	<b>Trunk Carpet</b> , wool, Triumph light tan, 1969-70	1
	575427/NTN	<b>Trunk Carpet</b> , wool, Triumph new tan, 1970-74	1
	575427/STN	<b>Trunk Carpet</b> , wool, very light tan; not an original colour; please specify binding colour	1
	575427/NVY	<b>Trunk Carpet</b> , wool, navy blue; not an original colour; please specify binding colour	1
	575427/GRY	<b>Trunk Carpet</b> , wool, grey; not an original colour; please specify binding colour	1
		<b>TRUNK CARPETS</b> , tufted nylon, fitted to carb models after comm. no. CF1; black was original, but you can match your interior carpet if you prefer	
	924921/BLK	<b>Trunk Carpet</b> , tufted nylon, black	1
	924921/MTR	<b>Trunk Carpet</b> , tufted nylon, matador red	1
	924921/BLU	<b>Trunk Carpet</b> , tufted nylon, shadow blue	1
	924921/DTNT	<b>Trunk Carpet</b> , tufted nylon, dark tan, new tan binding	1
	924921/DTCT	<b>Trunk Carpet</b> , tufted nylon, dark tan, chestnut binding	1
	924921/DTBG	<b>Trunk Carpet</b> , tufted nylon, dark tan, beige binding	1
	924921/MT	<b>Trunk Carpet</b> , tufted nylon, medium tan; not an original carpet colour; please specify binding colour desired	1
	924921/LT	<b>Trunk Carpet</b> , tufted nylon, light tan; not an original carpet colour; please specify binding colour desired	1
		<b>TRUNK CARPET DETAILS</b> , fuel injected models	
	575422	<b>Trunk Carpet</b> , Wilton wool, black, fitted up to comm. no. CR1	1
	924941	<b>Trunk Carpet</b> , tufted nylon, black, fitted after comm. no. CR1	1
		<b>CARPET SNAPS</b> , securing trunk carpets	
GD6	CD23803	<b>Snap Socket</b> ; supplied with trunk carpets	4
GD7	CD23802	<b>Pronged Ring</b> , securing snap socket to carpet; supplied with trunk carpets	4
GD8	565746	<b>Stud</b> , snap, securing trunk carpet to luggage floor	4
GD9	561210	<b>Rivet</b> , Imex, securing snap studs to luggage floor	4

Plate No.	Part No.	Description	No. Off
	TTK1	<b>TRUNK TRIM PANEL KIT</b> , carb models, comprising five black fibreboard panels die-cut to original specifications	1
GD10	815894	<b>Casing Board</b> , rear of fuel tank; with steel reinforcing strip mounted on lower edge	1
GD11	815717	<b>Casing Board</b> , L.H. side	1
GD12	815718	<b>Casing Board</b> , R.H. side	1
GD13	716980	<b>Casing Board</b> , L.H. rear	1
GD14	716981	<b>Casing Board</b> , R.H. rear	1
	TTK2	<b>TRUNK TRIM PANEL KIT</b> , fuel injected models, comprising five black fibreboard panels die-cut to original specifications	1
GD10	815893	<b>Casing Board</b> , rear of fuel tank; with steel reinforcing strip mounted on lower edge	1
GD11	815719	<b>Casing Board</b> , L.H. side	1
GD12	815718	<b>Casing Board</b> , R.H. side	1
GD13	716980	<b>Casing Board</b> , L.H. rear	1
GD14	716981	<b>Casing Board</b> , R.H. rear	1
	RFK136	<b>HARDWARE KIT</b> , securing trunk trims to body shell	1
		<b>HARDWARE</b> , securing upper edge of rear tank board to flange under rear deck	
GD15	FJ2464	<b>Clip</b> , spire, for thicker material; mounted to tank board	4
GD16	511696	<b>Screw</b> , black, larger	4
GD17	514438	<b>Washer</b> , plain, black, larger	4
		<b>HARDWARE</b> , securing bottom edge of rear tank board to brackets on front edge of trunk floor	
GD18	FU2544	<b>Clip</b> , spire, for thinner material; mounted on sheet metal brackets	2
GD19	511696	<b>Screw</b> , black, larger	2
GD20	514438	<b>Washer</b> , plain, black, larger	2
		<b>HARDWARE</b> , securing outer edges of tank board and front flanges of side boards to brackets on rear wheel arches	
GD21	FU2544	<b>Clip</b> , spire, for thinner material; mounted on sheet metal brackets	2
GD22	511696	<b>Screw</b> , black, larger	2
GD23	514438	<b>Washer</b> , plain, black, larger	2
		<b>HARDWARE</b> , securing rear edges of side boards to outer flanges of rear boards	
GD24	FJ2464	<b>Clip</b> , spire, for thicker material; mounted to flanges of rear boards	4
GD25	511696	<b>Screw</b> , black, larger	4
GD26	514438	<b>Washer</b> , plain, black, larger	4
		<b>HARDWARE</b> , securing rear boards to upper, inner rear valance panel	
GD27	510271	<b>Screw</b> , black, smaller, screwed directly into sheet metal	8
GD28	511696	<b>Screw</b> , black, larger; supplied in kit as an alternative to previous listing when holes become too large for smaller screws	8
GD29	515128	<b>Washer</b> , plain, black, smaller; will fit either smaller or larger black screws	8

# PLATE GF

SEATS—U.S.A. MODELS, 1969  
(UP TO COMM. NO. CC5000)

# TRIUMPH TR6



# SEATS—U.S.A. MODELS, 1969 (UP TO COMM. NO. CC50000)

Plate No.	Part No.	Description	No. Off
		<b>COMPLETE SEAT ASSEMBLIES</b> , with head-restraints, L.H., vinyl trim, fitted to U.S.A. models, up to comm. no. CC50000	
GF1	910591	<b>Seat Assembly</b> , black, vinyl trim, L.H.	1
	910592	<b>Seat Assembly</b> , matador red, vinyl trim, L.H.	1
	910593	<b>Seat Assembly</b> , light tan, vinyl trim, L.H.	1
	910597	<b>Seat Assembly</b> , shadow blue, vinyl trim, L.H.	1
		<b>COMPLETE SEAT ASSEMBLIES</b> , with head-restraints, L.H., leather trim, fitted to U.S.A. models, up to comm. no. CC50000	
	910611	<b>Seat Assembly</b> , black, leather trim, L.H.	1
	910612	<b>Seat Assembly</b> , matador red, leather trim, L.H.	1
	910613	<b>Seat Assembly</b> , light tan, leather trim, L.H.	1
	910617	<b>Seat Assembly</b> , shadow blue, leather trim, L.H.	1
		<b>COMPLETE SEAT ASSEMBLIES</b> , with head-restraints, R.H., vinyl trim, fitted to U.S.A. models, up to comm. no. CC50000	
	910601	<b>Seat Assembly</b> , black, vinyl trim, R.H.	1
	910602	<b>Seat Assembly</b> , matador red, vinyl trim, R.H.	1
	910603	<b>Seat Assembly</b> , light tan, vinyl trim, R.H.	1
	910607	<b>Seat Assembly</b> , shadow blue, vinyl trim, R.H.	1
		<b>COMPLETE SEAT ASSEMBLIES</b> , with head-restraints, R.H., leather trim, fitted to U.S.A. models, up to comm. no. CC50000	
	910621	<b>Seat Assembly</b> , black, leather trim, R.H.	1
	910622	<b>Seat Assembly</b> , matador red, leather trim, R.H.	1
	910623	<b>Seat Assembly</b> , light tan, leather trim, R.H.	1
	910627	<b>Seat Assembly</b> , shadow blue, leather trim, R.H.	1
		<b>SEAT-SLIDE DETAILS</b>	
GF2	821137	<b>SEAT-SLIDE ASSEMBLY</b> , L.H.	1
	821138	<b>SEAT-SLIDE ASSEMBLY</b> , R.H.	1
GF3	SLP138	<b>Cover</b> , rubber, adjustment handle	2
		<b>HARDWARE</b> , securing catch plates to seat slides	
GF4	502449	<b>Screw</b> , set	4
GF5	510506	<b>Washer</b> , lock	4
GF6	516555	<b>Washer</b> , plain	4
	RFK539	<b>HARDWARE KIT</b> , securing seat slides to floors of body shell and to seats	1
GF7	HU708	<b>Screw</b> , set	8
GF8	WL207	<b>Washer</b> , lock	8
GF9	WP7	<b>Washer</b> , plain	8
GF10	WM67	<b>Washer</b> , plain, spacing, between seat slides and floors	8
		<b>HARDWARE</b> , securing seat slides to seats	
GF11	HU806	<b>Screw</b> , set	4
GF12	WP133	<b>Washer</b> , plain	8
GF13	YN2908	<b>Nut</b> , nyloc	4

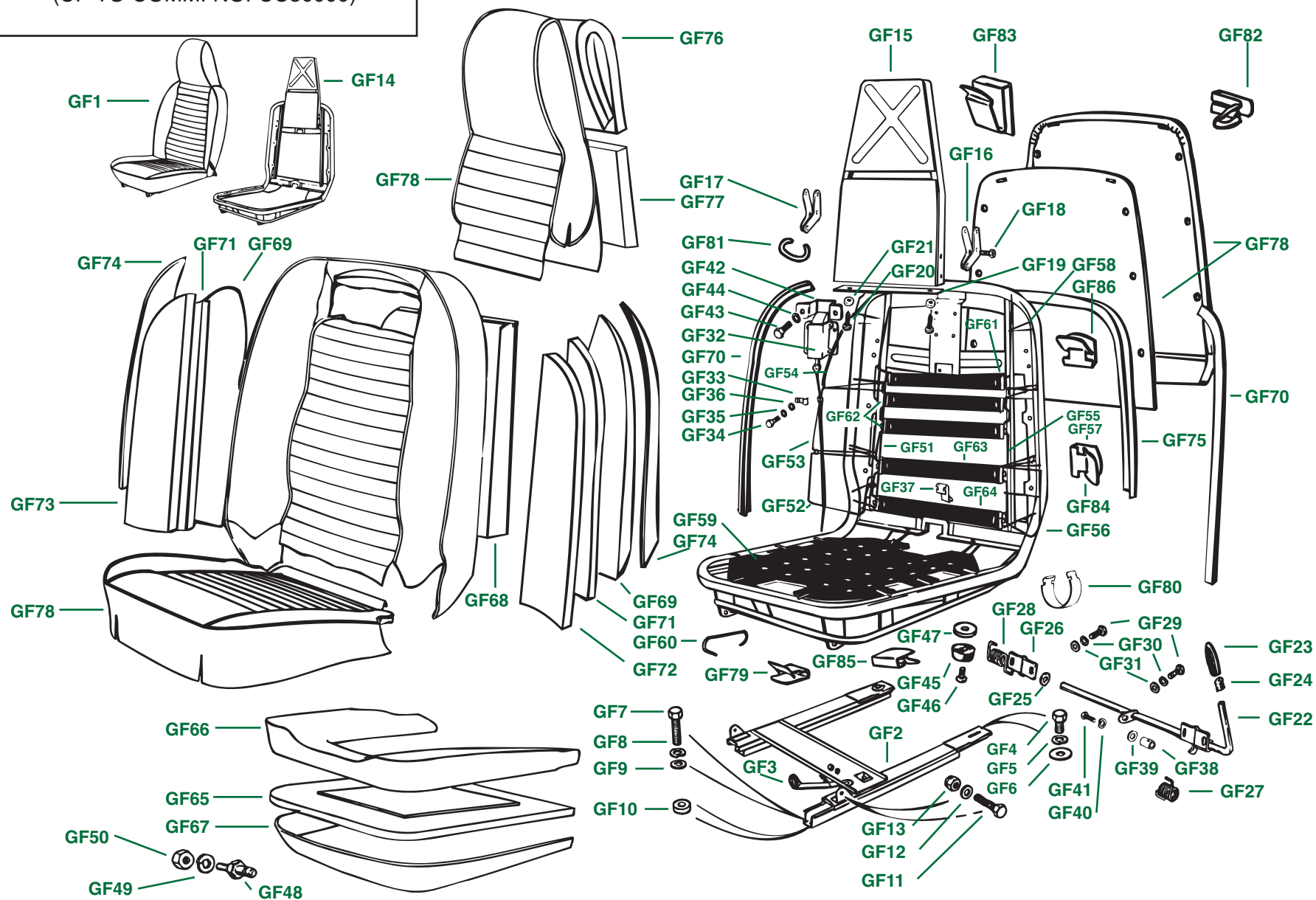
Plate No.	Part No.	Description	No. Off
		<b>COMPONENTS FOR SEAT REBUILDING</b>	
		<b>SEAT FRAME DETAILS</b>	
GF14	908624	<b>Frame Assembly</b> , seat, L.H.	1
	908625	<b>Frame Assembly</b> , seat, R.H.	1
GF15	815713	<b>Frame Assembly</b> , head-restraint	2
GF16	625649	<b>Hinge Assembly</b> , L.H.	2
GF17	625650	<b>Hinge Assembly</b> , R.H.	2
GF18	512625	<b>Screw</b> , set, securing hinges to seat frame and to head-restraint frame	16
GF19	625686	<b>Stiffener</b> , fitted in head-restraint cover	2
		<b>HARDWARE</b> , securing stiffeners and head-restraint covers to head-restraint frames	
GF20	517819	<b>Screw</b> , self-tapping, chromed	6
GF21	619615	<b>Washer</b> , cup	6
		<b>CONTROL ROD DETAILS</b> , head-restraint latch and safety catch	
GF22	716815	<b>Control Rod Assembly</b> , L.H. seat	1
	716816	<b>Control Rod Assembly</b> , R.H. seat	1
GF23	621458	<b>Knob</b> , control rod	2
GF24	621776	<b>Clip</b> , retaining knobs	2
GF25	503661	<b>Washer</b> , plain, between safety catch and pivot brackets	4
GF26	621960	<b>Bracket Assembly</b> , pivot, control rods	4
GF27	621981	<b>Spring</b> , return, control rods, L.H. sides of seats	2
GF28	621982	<b>Spring</b> , return, control rods, R.H. sides of seats	2
		<b>HARDWARE</b> , securing pivot brackets to seat frames	
GF29	506731	<b>Screw</b> , set	8
GF30	505307	<b>Washer</b> , lock	8
GF31	508875	<b>Washer</b> , plain	8

(Continued on next page.)

# PLATE GF

SEATS—U.S.A. MODELS, 1969  
(UP TO COMM. NO. CC50000)

## TRIUMPH TR6



# SEATS—U.S.A. MODELS, 1969 (UP TO COMM. NO. CC50000)

Plate No.	Part No.	Description	No. Off
<b>COMPONENTS FOR SEAT REBUILDING—Continued</b>			
<b>SEAT FRAME DETAILS—Continued</b>			
<b>LATCH AND CABLE DETAILS</b> , operating folding			
		head-restraint	
GF32	625631	<b>Latch and Cable Assembly</b>	2
		<b>HARDWARE</b> , securing latch assembly to upper seat frame cross bar	
GF33	625685	<b>Clamp</b> , cable	2
GF34	506731	<b>Screw</b> , set	2
GF35	505260	<b>Washer</b> , lock	2
GF36	516535	<b>Washer</b> , plain	2
GF37	611768	<b>Clip</b> , cable, securing cable to lower seat frame cross bar	2
		<b>HARDWARE</b> , securing control cables to levers on control rods	
GF38	609123	<b>Trunnion</b>	2
GF39	517139	<b>Washer</b> , plain	2
GF40	517676	<b>Washer</b> , lock	2
GF41	517675	<b>Screw</b> , set	2
GF42	625655	<b>Bracket</b> , catch, head-restraint latch, mounted on head-restraint	2
		<b>HARDWARE</b> , securing catch bracket to head-restraint frame	
GF43	509194	<b>Screw</b> , set	4
GF44	509354	<b>Washer</b> , lock	4
		<b>BUFFER DETAILS</b> , seat frame to seat slides	
GF45	621515	<b>Buffer</b> , rubber	4
		<b>HARDWARE</b> , securing buffers to seat frames	
GF46	509141	<b>Screw</b> , set	4
GF47	503923	<b>Washer</b> , plain	4
		<b>ATTACHMENT DETAILS</b> , tonneau cover strap to tunnel side of passenger's seat	
GF48	552669	<b>Stud</b> , lift-the-dot snap	1
GF49	WL205	<b>Washer</b> , lock	1
GF50	HN2005	<b>Nut</b> , hex	1

Plate No.	Part No.	Description	No. Off
<b>COMPONENTS FOR SEAT REBUILDING—Continued</b>			
<b>SEAT FRAME DETAILS—Continued</b>			
<b>SEAT-BACK SUPPORT WIRES</b> , L.H. seat			
GF51	815665	<b>Vertical Wire</b> , inner	1
GF52	815654	<b>Lower Wire</b> , inner	1
GF53	815652	<b>Center Wire</b> , inner	1
GF54	815663	<b>Upper Wire Assembly</b> , inner	1
GF55	815508	<b>Vertical Wire</b> , outer	1
GF56	815687	<b>Lower Wire</b> , outer	1
GF57	815685	<b>Center Wire</b> , outer	1
GF58	815506	<b>Upper Wire Assembly</b> , outer	1
<b>SEAT-BACK SUPPORT WIRES</b> , R.H. seat			
	815666	<b>Vertical Wire</b> , inner	1
	815655	<b>Lower Wire</b> , inner	1
	815653	<b>Center Wire</b> , inner	1
	815664	<b>Upper Wire Assembly</b> , inner	1
	815509	<b>Vertical Wire</b> , outer	1
	815688	<b>Lower Wire</b> , outer	1
	815686	<b>Center Wire</b> , outer	1
	815507	<b>Upper Wire Assembly</b> , outer	1
<b>RUBBER SEAT SUSPENSION DETAILS</b>			
GF59	612251	<b>DIAPHRAGM</b> , rubber, seat bottom	2
GF60	612261	<b>Hook</b> , securing rubber diaphragms to seat frames	20
	RFK933	<b>STRAP KIT</b> , seat back; includes straps, hooks, attachments	2
GF61	621059	<b>STRAP ASSEMBLY</b> , top	2
GF62	621060	<b>STRAP ASSEMBLY</b> , second and third from top	4
GF63	621057	<b>STRAP ASSEMBLY</b> , second from bottom	2
GF64	621056	<b>STRAP ASSEMBLY</b> , bottom	2
	621340	<b>Hook</b> , securing rubber straps	20

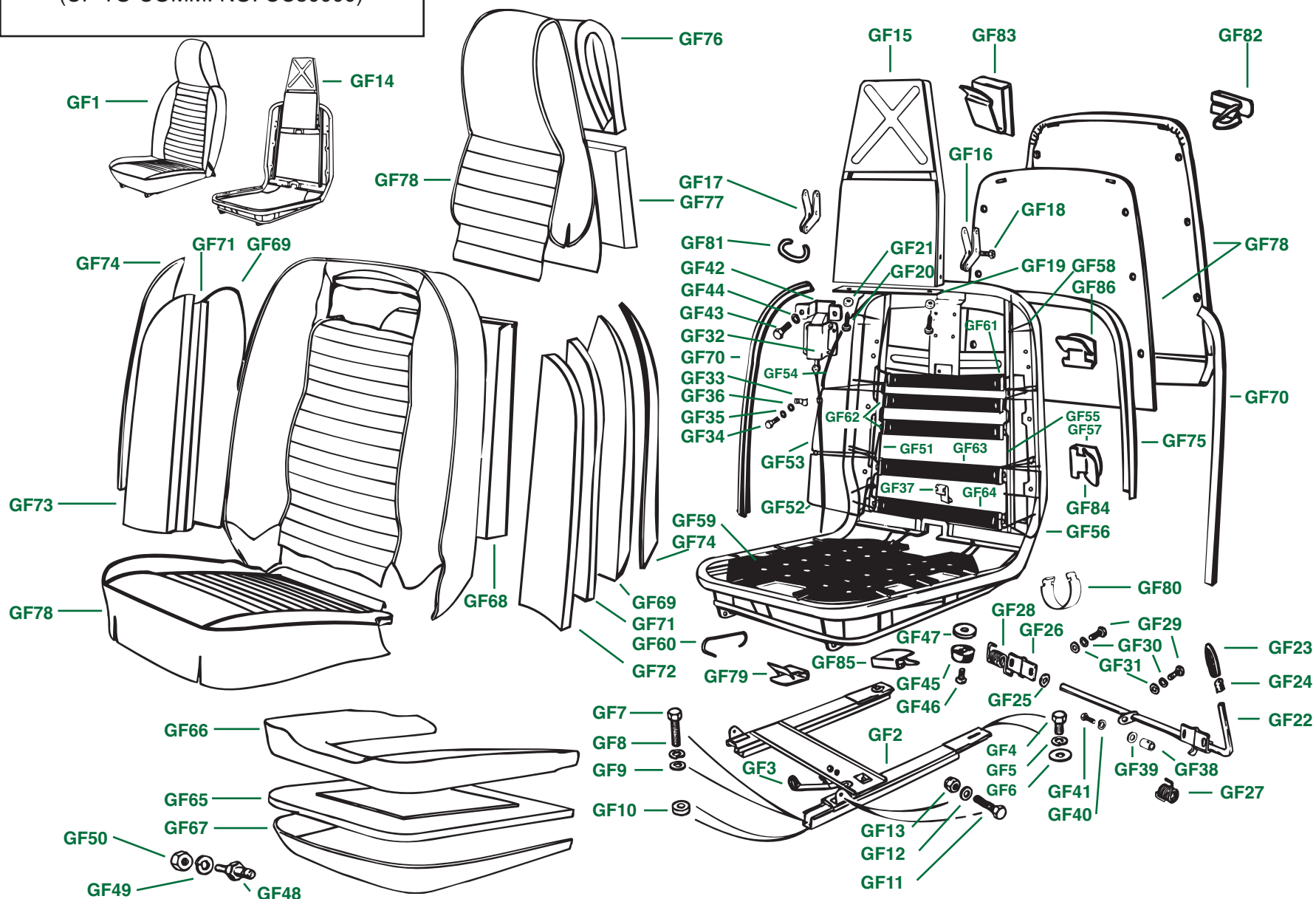
(Continued on next page.)



# PLATE GF

SEATS—U.S.A. MODELS, 1969  
(UP TO COMM. NO. CC50000)

## TRIUMPH TR6



# SEATS—U.S.A. MODELS, 1969 (UP TO COMM. NO. CC50000)

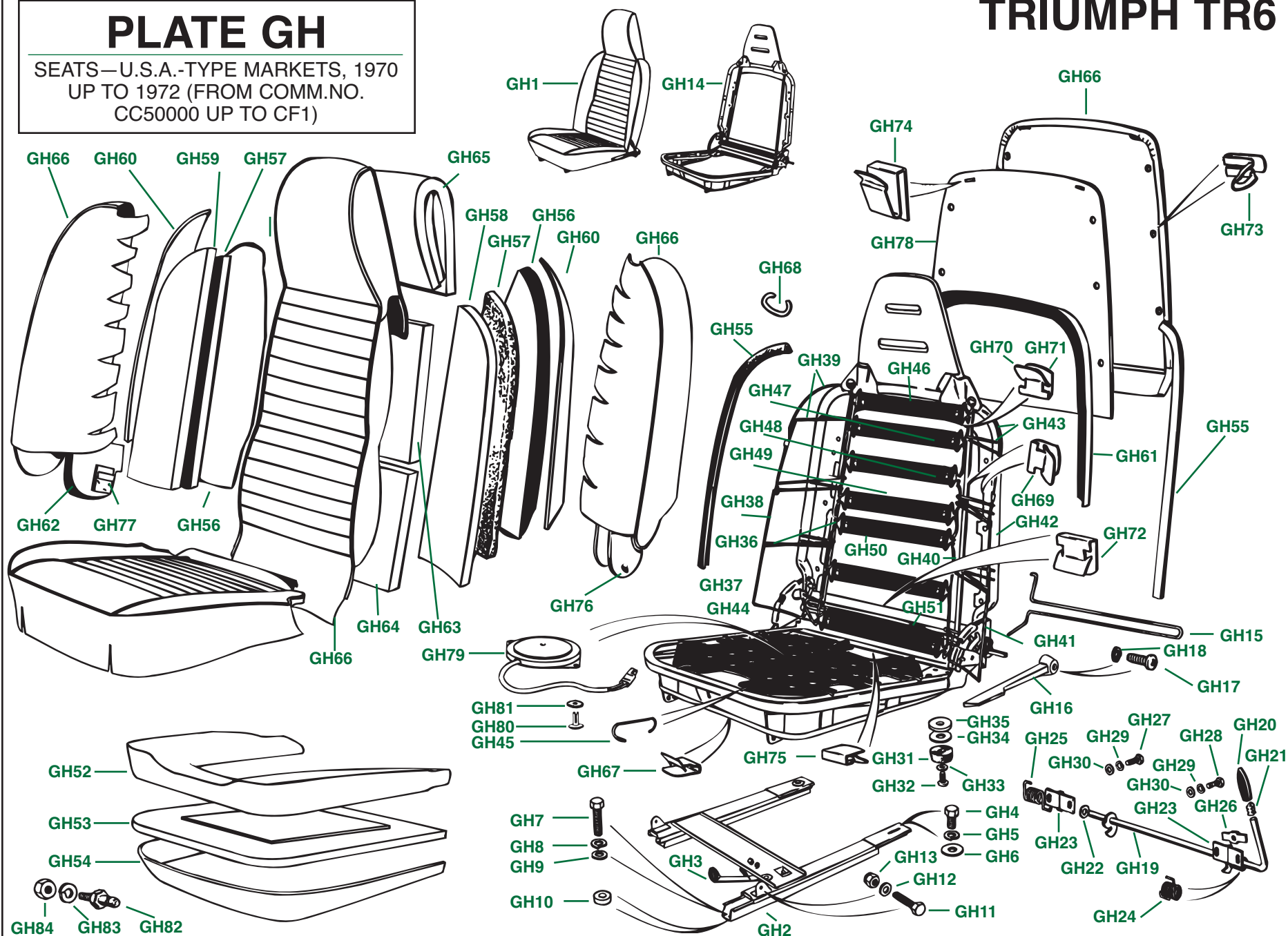
Plate No.	Part No.	Description	No. Off
		<b>COMPONENTS FOR SEAT REBUILDING—Continued</b>	
	SFK61	<b>SEAT PADDING KIT</b> , including a full set of foam pads and related components for both seats	1
		<b>PADDING COMPONENTS</b> , seat bottom cushions	1
GF65	821497	<b>Pad</b> , seat bottom cushion	2
GF66	821496	<b>Edge Roll</b> , seat bottom cushion	2
GF67	920060	<b>Pad</b> , border, seat bottom cushion	2
		<b>PADDING COMPONENTS</b> , seat back, L.H. seat	
GF68	717000	<b>Pad</b> , center, seat back	1
GF69	815831	<b>Cover</b> , hessian (burlap material), seat-back support wires; secured to wires with hog rings	2
GF70	716933	<b>Strip</b> , felt, padding edges of support wires	2
GF71	716639	<b>Pad</b> , rubberized hair, front sides of seat	2
GF72	716998	<b>Pad</b> , foam, L.H. side of seat, on top of hair pad	1
GF73	716999	<b>Pad</b> , foam, R.H. side of seat, on top of hair pad	1
GF74	716560	<b>Pad</b> , foam, outside edges of seat sides; secured to hessian with trim adhesive	2
GF75	910086	<b>Roll Pad</b> , foam, outside edges of seat	1
		<b>PADDING COMPONENTS</b> , seat back, R.H. seat	
	717000	<b>Pad</b> , center, seat back	1
	815831	<b>Cover</b> , hessian (burlap material), seat-back support wires; secured to wires with hog rings	2
	716933	<b>Strip</b> , felt, padding edges of support wires	2
	716639	<b>Pad</b> , rubberized hair, front sides of seat	2
	716637	<b>Pad</b> , foam, L.H. side of seat, on top of hair pad	1
	716638	<b>Pad</b> , foam, R.H. side of seat, on top of hair pad	1
	716560	<b>Pad</b> , foam, outside edges of seat sides; secured to hessian with trim adhesive	2
	910087	<b>Roll Pad</b> , foam, outside edges of seat	1
		<b>PADDING COMPONENTS</b> , head-restraints	
GF76	815770	<b>Pad</b> , foam, upper	2
GF77	815771	<b>Pad</b> , foam, lower	2

Plate No.	Part No.	Description	No. Off
		<b>COMPONENTS FOR SEAT REBUILDING—Continued</b>	
		<b>SEAT REUPHOLSTERY KITS</b> , vinyl trim, including cover assemblies for seat-bottom cushions, seat backs, and head-restraints, plus backboard assemblies and head-restraint pocket boards; factory colours and materials with embossed diamond pattern where applicable; one kit does both seats	
GF78	SRK61/BLK	<b>Seat Reupholstery Kit</b> , black, vinyl trim	1
	SRK61/RED	<b>Seat Reupholstery Kit</b> , matador red, vinyl trim	1
	SRK61/TAN	<b>Seat Reupholstery Kit</b> , light tan, vinyl trim	1
	SRK61/BLU	<b>Seat Reupholstery Kit</b> , shadow blue, vinyl trim	1
		<b>SEAT REUPHOLSTERY KITS</b> , leather trim, including cover assemblies for seat-bottom cushions, seat backs, and head-restraints, plus backboard assemblies and head-restraint pocket boards; factory colours and materials with embossed diamond pattern where applicable; one kit does both seats	
	SRKL61/BLK	<b>Seat Reupholstery Kit</b> , black, leather trim	1
	SRKL61/RED	<b>Seat Reupholstery Kit</b> , matador red, leather trim	1
	SRKL61/TAN	<b>Seat Reupholstery Kit</b> , light tan, leather trim	1
	SRKL61/BLU	<b>Seat Reupholstery Kit</b> , shadow blue, leather trim	1
	RFK934	<b>HARDWARE KIT</b> , for use in installing seat padding kit and seat reupholstery kit	1
GF79	608817	<b>Clip</b> , trim, securing border of seat cushion covers to bottom edge of seat frame	18
GF80	608862	<b>Clip</b> , tubular, securing seat back covers to seat frame tubes under seats	8
GF81	561785	<b>Hog Ring</b> , securing hessian covers to seat-back support wires	60
GF82	613769	<b>Clip</b> , trim, securing seat back-board to seat frame	12
GF83	613770	<b>Clip</b> , trim, securing tops of seat back-boards to seat frame	4
GF84	608817	<b>Clip</b> , trim, securing piping strips from tops of center seat trim to inside rails of seat frame	4
GF85	608817	<b>Clip</b> , trim, securing strips from fabric inner structure of center seat trim to backs of inside rails of seat frame	20
GF86	608817	<b>Clip</b> , trim, securing edges of head-restraint cover to head-restraint frame	10

# PLATE GH

SEATS—U.S.A.-TYPE MARKETS, 1970  
UP TO 1972 (FROM COMM.NO.  
CC50000 UP TO CF1)

# TRIUMPH TR6



# SEATS—U.S.A.-TYPE MARKETS, 1970 UP TO 1972 (FROM COMM. NO. CC50000 UP TO CF1)

Plate No.	Part No.	Description	No. Off
		<b>Please Note:</b> All colours listed in this section except <b>new tan</b> were introduced at initial production. <b>New Tan</b> was introduced after the first five-hundred trim sets, and <b>light tan</b> was dropped from production after the first five-hundred sets.	
		<b>COMPLETE SEAT ASSEMBLIES</b> , L.H., vinyl trim, fitted from comm. no. CC50000 up to CF1	
GH1	912191	<b>Seat Assembly</b> , black, vinyl trim, L.H.	1
	912192	<b>Seat Assembly</b> , red, vinyl trim, L.H.	1
	576629	<b>Seat Assembly</b> , light tan, vinyl trim, L.H.	1
	912193	<b>Seat Assembly</b> , new tan (peanut brittle), vinyl trim, L.H.	1
	912197	<b>Seat Assembly</b> , shadow blue, vinyl trim, L.H.	1
		<b>COMPLETE SEAT ASSEMBLIES</b> , L.H., leather trim, fitted from comm. no. CC50000 up to CF1	
	912211	<b>Seat Assembly</b> , black, leather trim, L.H.	1
	912212	<b>Seat Assembly</b> , red, leather trim, L.H.	1
	576630	<b>Seat Assembly</b> , light tan, leather trim, L.H.	1
	912213	<b>Seat Assembly</b> , new tan (peanut brittle), leather trim, L.H.	1
	912217	<b>Seat Assembly</b> , shadow blue, leather trim, L.H.	1
		<b>COMPLETE SEAT ASSEMBLIES</b> , R.H., vinyl trim, fitted from comm. no. CC50000 up to CC75000, without seat sensor switches	
	912201	<b>Seat Assembly</b> , black, vinyl trim, R.H.	1
	912202	<b>Seat Assembly</b> , red, vinyl trim, R.H.	1
	576631	<b>Seat Assembly</b> , light tan, vinyl trim, R.H.	1
	912203	<b>Seat Assembly</b> , new tan, vinyl trim, R.H.	1
	912207	<b>Seat Assembly</b> , shadow blue, vinyl trim, R.H.	1
		<b>COMPLETE SEAT ASSEMBLIES</b> , R.H., leather trim, fitted from comm. no. CC50000 up to CC75000, without seat sensor switches	
	912221	<b>Seat Assembly</b> , black, leather trim, R.H.	1
	912222	<b>Seat Assembly</b> , red, leather trim, R.H.	1
	576632	<b>Seat Assembly</b> , light tan, leather trim, R.H.	1
	912223	<b>Seat Assembly</b> , new tan (peanut brittle), leather trim, R.H.	1
	912227	<b>Seat Assembly</b> , shadow blue, leather trim, R.H.	1
		<b>COMPLETE SEAT ASSEMBLIES</b> , R.H., vinyl trim, fitted from comm. no. CC75000 up to CF1, with seat sensor switches	
		<b>Please Note:</b> From comm. no. CC75000 up to CF1, a seat sensor switch was fitted to the passenger's seat but not to the driver's seat.	
	917421	<b>Seat Assembly</b> , black, vinyl trim, R.H.	1
	917422	<b>Seat Assembly</b> , red, vinyl trim, R.H.	1
	917423	<b>Seat Assembly</b> , new tan (peanut brittle), vinyl trim, R.H.	1
	917427	<b>Seat Assembly</b> , shadow blue, vinyl trim, R.H.	1

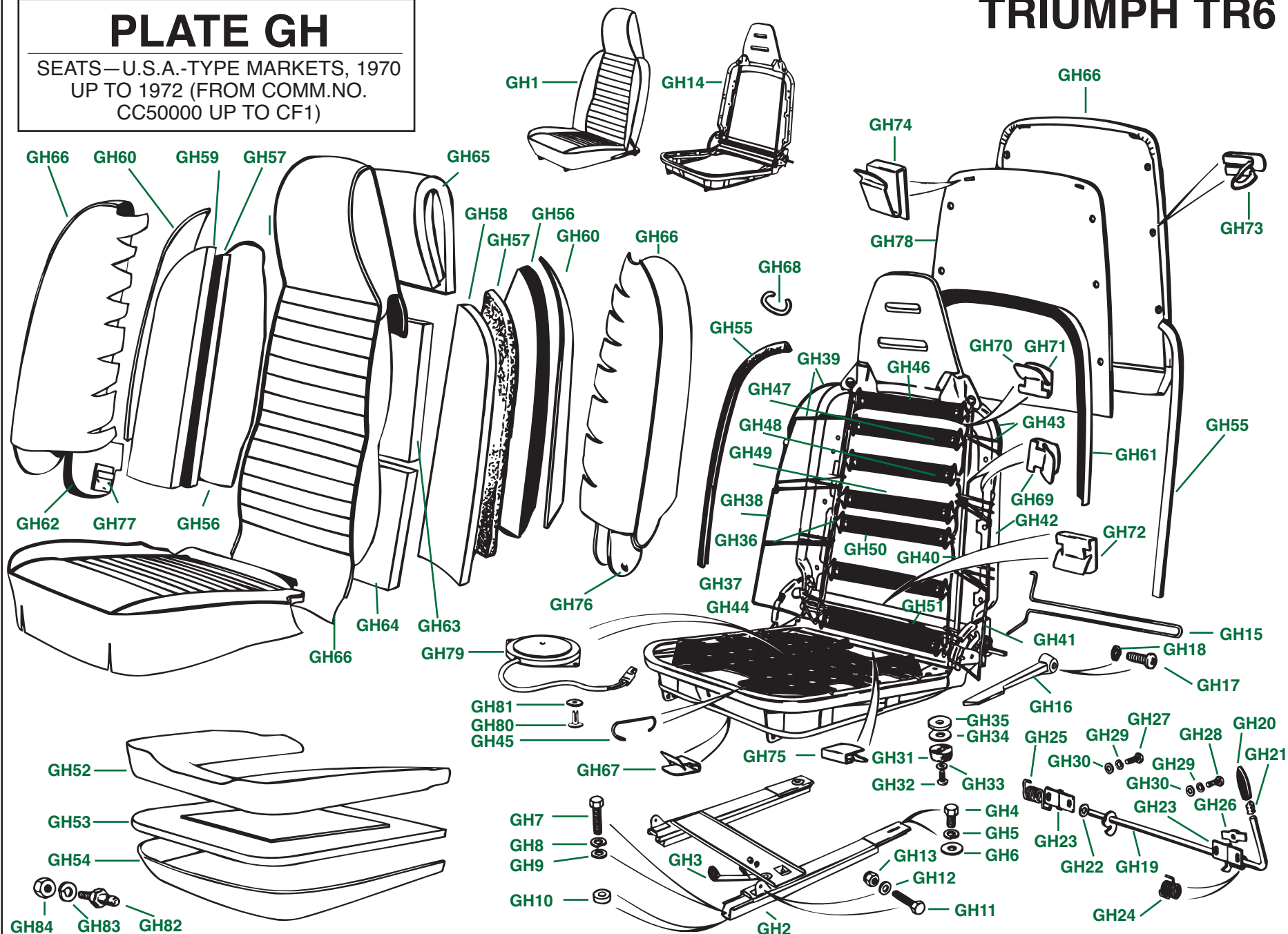
Plate No.	Part No.	Description	No. Off
		<b>COMPLETE SEAT ASSEMBLIES</b> , R.H., leather trim, fitted from comm. no. CC75000 up to CF1, with seat sensor switches	
		<b>Please Note:</b> From comm. no. CC75000 up to CF1, a seat sensor switch was fitted to the passenger's seat but not to the driver's seat.	
	917431	<b>Seat Assembly</b> , black, leather trim, R.H.	1
	917432	<b>Seat Assembly</b> , red, leather trim, R.H.	1
	917433	<b>Seat Assembly</b> , new tan (peanut brittle), leather trim, R.H.	1
	917437	<b>Seat Assembly</b> , shadow blue, leather trim, R.H.	1
		<b>SEAT-SLIDE DETAILS</b>	
		<b>SEAT-SLIDE ASSEMBLY</b> , L.H.	1
		<b>SEAT-SLIDE ASSEMBLY</b> , R.H.	1
		<b>Cover</b> , rubber, adjustment handle	2
		<b>HARDWARE</b> , securing catch plates to seat slides	
		<b>Screw</b> , set	4
		<b>Washer</b> , lock	4
		<b>Washer</b> , plain	4
		<b>HARDWARE KIT</b> , securing seat slides to floors of body shell and to seats	1
		<b>HARDWARE</b> , securing seat slides to floors of body shell	
		<b>Screw</b> , set	8
		<b>Washer</b> , lock	8
		<b>Washer</b> , plain	8
		<b>Washer</b> , plain, spacing, between seat slides and floors	8
		<b>HARDWARE</b> , securing seat slides to seats	
		<b>Screw</b> , set	4
		<b>Washer</b> , plain	4
		<b>Nut</b> , nyloc	4
		<b>COMPONENTS FOR SEAT REBUILDING</b>	
		<b>SEAT FRAME DETAILS</b>	
		<b>Frame Assembly</b> , seat, L.H.	1
		<b>Frame Assembly</b> , seat, R.H.	1
		<b>Torsion Bar</b> , seat back return, L.H.	1
		<b>Torsion Bar</b> , seat back return, R.H.	1
		<b>Handle</b> , angle control, seat back	2
		<b>HARDWARE</b> , securing handles to seat-angle control shafts	
		<b>Screw</b>	2
		<b>Washer</b> , lock	2

(Continued on next page.)

# PLATE GH

SEATS—U.S.A.-TYPE MARKETS, 1970  
UP TO 1972 (FROM COMM.NO.  
CC50000 UP TO CF1)

## TRIUMPH TR6





# SEATS—U.S.A.-TYPE MARKETS, 1970 UP TO 1972 (FROM COMM. NO. CC50000 UP TO CF1)

Plate No.	Part No.	Description	No. Off
<b>COMPONENTS FOR SEAT REBUILDING—Continued</b>			
<b>SEAT FRAME DETAILS—Continued</b>			
<b>SAFETY-CATCH DETAILS</b>			
GH19	720164	<b>Control Rod</b> , safety catch, L.H.	1
	720165	<b>Control Rod</b> , safety catch, R.H.	1
GH20	621458	<b>Knob</b> , control rods	2
GH21	621776	<b>Clip</b> , retaining knobs	2
GH22	555285	<b>Washer</b> , plain, between control rods and pivot brackets	4
GH23	621960	<b>Bracket Assembly</b> , pivot, control rods	4
GH24	621981	<b>Spring</b> , return, control rod, L.H.	2
GH25	621982	<b>Spring</b> , return, control rod, R.H.	2
GH26	629588	<b>Stop Plate</b> , safety catch, two each fitted under one bracket-mounting screw on each seat to limit travel of control rods	4
<b>HARDWARE</b> , securing pivot brackets and stop plates to seat frames			
GH27	506731	<b>Screw</b> , set, securing pivot brackets	6
GH28	509141	<b>Screw</b> , set, securing pivot brackets and stop plates	2
GH29	505307	<b>Washer</b> , lock	8
GH30	508875	<b>Washer</b> , plain	8
GH31	621515	<b>Buffer</b> , rubber, between seat frames and seat rails	4
<b>HARDWARE</b> , securing buffers to seat frames			
GH32	509141	<b>Screw</b> , set	4
GH33	503943	<b>Washer</b> , plain, under heads of screws	4
GH34	WP120	<b>Washer</b> , plain, between buffers and seat frames	4
GH35	WP122	<b>Washer</b> , plain, between buffers and seat frames	4
<b>SEAT-BACK SUPPORT WIRES</b>			
<b>L.H. SEAT</b>			
GH36	816072	<b>Vertical Wire</b> , inner	1
GH37	816070	<b>Lower Wire</b> , inner	1
GH38	815652	<b>Center Wire</b> , inner	1
GH39	815650	<b>Upper Wire Assembly</b> , inner	1
GH40	816079	<b>Vertical Wire</b> , outer	1
GH41	816077	<b>Lower Wire</b> , outer	1
GH42	815685	<b>Center Wire</b> , outer	1
GH43	815683	<b>Upper Wire Assembly</b> , outer	1
<b>R.H. SEAT</b>			
	816073	<b>Vertical Wire</b> , inner	1
	816071	<b>Lower Wire</b> , inner	1
	815653	<b>Center Wire</b> , inner	1
	815651	<b>Upper Wire Assembly</b> , inner	1
	816080	<b>Vertical Wire</b> , outer	1
	816078	<b>Lower Wire</b> , outer	1
	815686	<b>Center Wire</b> , outer	1
	815684	<b>Upper Wire Assembly</b> , outer	1

Plate No.	Part No.	Description	No. Off
<b>COMPONENTS FOR SEAT REBUILDING—Continued</b>			
<b>RUBBER SEAT SUSPENSION DETAILS</b>			
GH44	566592	<b>DIAPHRAGM</b> , rubber, seat bottom	2
GH45	612261	<b>Hook</b> , securing rubber diaphragms to seat frames	20
	RFK543	<b>STRAP KIT</b> , seat back	2
GH46	816760	<b>Strap Assembly</b> , top, 9.57-inch length	2
GH47	816759	<b>Strap Assembly</b> , second from top, 9.94-inch length	2
GH48	816758	<b>Strap Assembly</b> , third from top, 10.24-inch length	2
GH49	816757	<b>Strap Assembly</b> , fourth from top, 10.57-inch length	2
GH50	816755	<b>Strap Assembly</b> , fifth from top, 10.74-inch length	2
GH51	816756	<b>Strap Assembly</b> , six and seventh from top, 11.19-inch length	4
	SFK62	<b>SEAT PADDING KIT</b> , including a full set of foam pads and related components for both seats	1
GH52	821497	<b>Pad</b> , seat bottom cushion	2
GH53	821496	<b>Edge Roll</b> , seat bottom cushion	2
GH54	920060	<b>Pad</b> , border, seat bottom cushion	2
GH55	716933	<b>Strip</b> , felt, padding support wires	4
GH56	815831	<b>Cover</b> , hessian (burlap material), seat back support wires	1
GH57	716639	<b>Pad</b> , rubberized hair, sides of seat back, fitted to hessian covers with adhesive	4
GH58	720120	<b>Pad</b> , foam, L.H., front side of seat back, fitted on top of rubberized hair with adhesive	2
GH59	720121	<b>Pad</b> , foam, R.H., front side of seat back, fitted on top of rubberized hair with adhesive	2
GH60	716560	<b>Pad</b> , foam, outside edges of seat back, fitted to hessian covers with adhesive	4
GH61	818311	<b>Roll Pad</b> , foam, around back of seat frame, L.H. seat	1
	818312	<b>Roll Pad</b> , foam, around back of seat frame, R.H. seat	1
GH62	627930	<b>Pad</b> , foam, fitted to side-stiffener boards	4
GH63	818294	<b>Pad</b> , foam, seat back, center, upper, L.H. seat	1
	818295	<b>Pad</b> , foam, seat back, center, upper, R.H. seat	1
GH64	818296	<b>Pad</b> , foam, seat back, center, lower, L.H. seat	1
	818297	<b>Pad</b> , foam, seat back, center, lower, R.H. seat	1
GH65	816064	<b>Pad Assembly</b> , foam, head-restraint	2

(Continued on next page.)

SEATS—U.S.A.-TYPE MARKETS, 1970  
UP TO 1972 (FROM COMM.NO.  
CC50000 UP TO CF1)

[illegible]

# SEATS—U.S.A.-TYPE MARKETS, 1970 UP TO 1972 (FROM COMM. NO. CC50000 UP TO CF1)

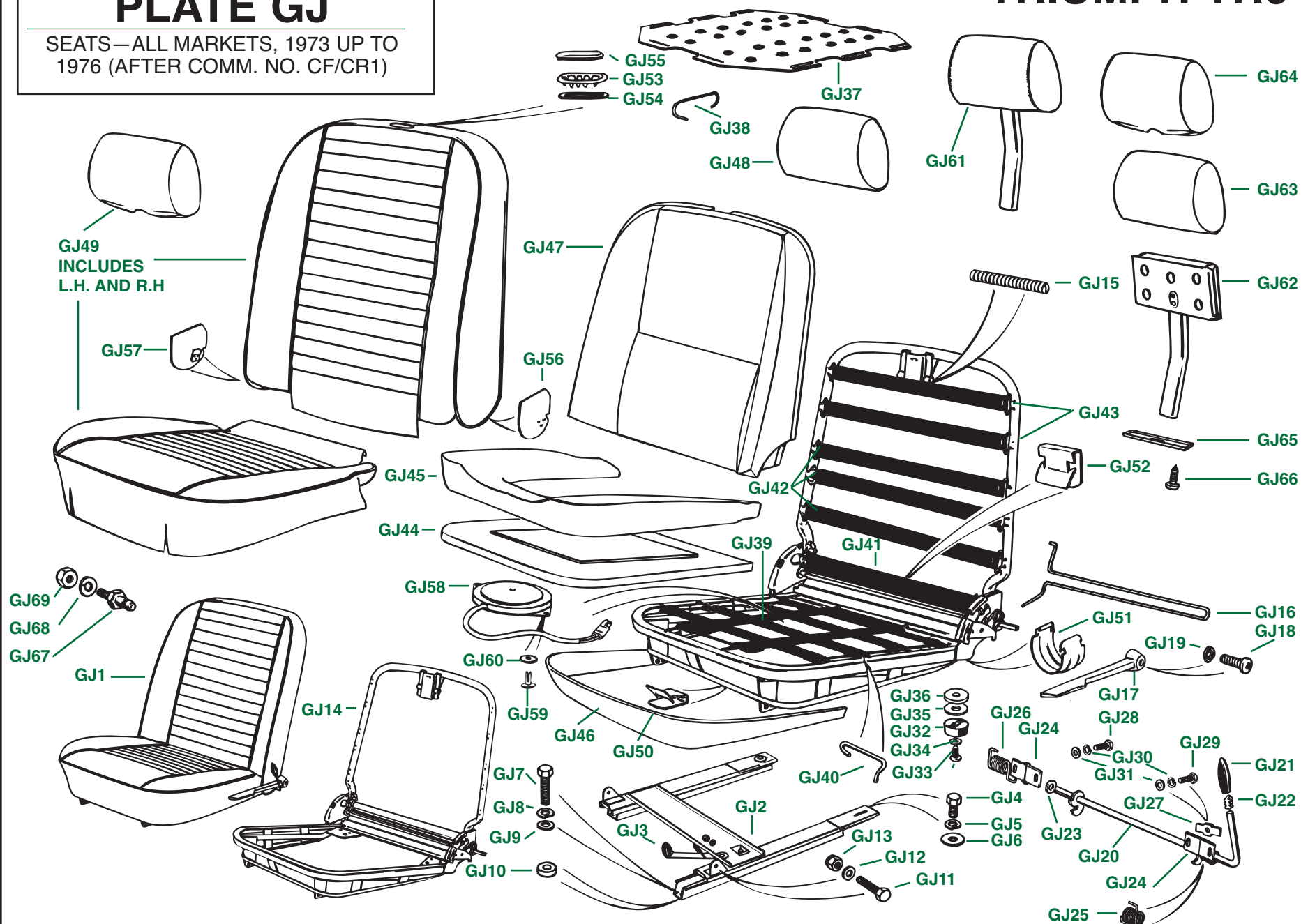
Plate No.	Part No.	Description	No. Off
<b>COMPONENTS FOR SEAT REBUILDING—Continued</b>			
<b>SEAT REUPHOLSTERY KITS</b> , vinyl trim, including cover assemblies for seat-bottom cushions, seat-back centers, sides, back, and head-restraints for both seats; factory colours and materials with embossed diamond pattern			
GH66	SRK62/BLK	<b>Seat Reupholstery Kit</b> , black, vinyl trim	1
	SRK62/RED	<b>Seat Reupholstery Kit</b> , red, vinyl trim	1
	SRK62/LTN	<b>Seat Reupholstery Kit</b> , light tan, vinyl trim	1
	SRK62/NTN	<b>Seat Reupholstery Kit</b> , new tan (peanut brittle), vinyl trim	1
	SRK62/BLU	<b>Seat Reupholstery Kit</b> , shadow blue, vinyl trim	1
<b>SEAT REUPHOLSTERY KITS</b> , leather trim, including cover assemblies for seat-bottom cushions, seat-back centers, sides, backs, and head-restraints for both seats; factory colours and leather/vinyl combination per original factory specifications			
	SRKL62/BLK	<b>Seat Reupholstery Kit</b> , black, leather trim	1
	SRKL62/RED	<b>Seat Reupholstery Kit</b> , matador red, leather trim	1
	SRKL62/LTN	<b>Seat Reupholstery Kit</b> , light tan, leather trim	1
	SRKL62/NTN	<b>Seat Reupholstery Kit</b> , new tan (peanut brittle), leather trim	1
	SRKL62/BLU	<b>Seat Reupholstery Kit</b> , shadow blue, leather trim	1
	RFK545	<b>HARDWARE KIT</b> , for use in installing seat padding kit and seat reupholstery kit	1
GH67	608817	<b>Clip</b> , trim, securing border of seat cushion cover to seat frame	14
GH68	561785	<b>Hog Ring</b> , securing hessian covers to seat-back support wires	40
GH69	608817	<b>Clip</b> , trim, securing seat-back side covers to seat frame, inside back board	40
GH70	608817	<b>Clip</b> , trim, securing cloth tensioner strip from head restraint cover to top flange of seat frame inside back board	4
GH71	608817	<b>Clip</b> , trim, securing back flap to head-restraint outer cover to top flange of seat frame inside back board	4
GH72	608817	<b>Clip</b> , trim, securing bottom flap of seat-front center cover to lower seat-frame rail inside back board	4
GH73	613769	<b>Clip</b> , trim, securing sides of seat-back board to seat frame	12
GH74	613770	<b>Clip</b> , trim, securing top side of seat-back board to top of seat frame; apparently fitted only to R.H. seat and only after comm. no. CC75000	4
GH75	608817	<b>Clip</b> , trim, securing bottom of seat-back board to bottom rail of seat frame	8

Plate No.	Part No.	Description	No. Off
<b>COMPONENTS FOR SEAT REBUILDING—Continued</b>			
<b>SIDE-STIFFENER BOARDS</b> , fitted to pockets in lower corners of seat-back side cover assemblies; supplied as part of seat reupholstery kit			
GH76	627932	<b>SIDE-STIFFENER BOARD ASSEMBLY</b> , L.H.	2
	627934	<b>Board</b> , side-stiffener, L.H.	2
	627211	<b>Bracket</b> , retaining	2
	627936	<b>Spacer</b> , between boards and brackets	2
	RB5508	<b>Rivet</b> , securing brackets and spacers to side-stiffener boards	6
GH77	627933	<b>SIDE-STIFFENER BOARD ASSEMBLY</b> , R.H.	2
	627935	<b>Board</b> , side-stiffener, R.H.	2
	627211	<b>Bracket</b> , retaining	2
	627936	<b>Spacer</b> , between boards and brackets	2
	RB5508	<b>Rivet</b> , securing brackets and spacers to side-stiffener boards	6
<b>BACK-STIFFENER BOARDS</b>			
<b>Please Note:</b> Trimmed back-board assemblies are included in seat reupholstery kits.			
GH78	818313	<b>Board</b> , back stiffener, L.H.	1
	818314	<b>Board</b> , back stiffener, R.H.	1
<b>SEAT SENSOR SWITCH DETAILS</b> , fitted from comm. no. CC75000 up to CF1; fitted to passenger's seat only			
GH79	158534	<b>Switch</b> , seat sensor	1
GH80	RF5208	<b>HARDWARE</b> , securing switch to seat diaphragm	2
GH81	WP109	<b>Rivet</b>	2
		<b>Washer</b> , plain	2
<b>ATTACHMENT DETAILS</b> , tonneau cover strap to tunnel side of passenger's seat bottom			
GH82	552669	<b>Stud</b> , lift-the-dot snap	1
GH83	HN2005	<b>Nut</b> , securing stud to seat frame	1
GH84	WL205	<b>Washer</b> , lock, securing nut	1

# PLATE GJ

SEATS—ALL MARKETS, 1973 UP TO  
1976 (AFTER COMM. NO. CF/CR1)

## TRIUMPH TR6



# SEATS—ALL MARKETS, 1973 UP TO 1976 (AFTER COMM. NO. CF/CR1)

Plate No.	Part No.	Description	No. Off
-----------	----------	-------------	---------

**Please Note:** To comply with ever changing safety legislation in the mid-1970's, Triumph was forced to change seat belt interlock features, including electrical details such as seat-sensor switches, at the beginning of each successive model year from 1973 up to 1976. The result is that the part numbers for seats vary according to whether or not they contain seat-sensor switches, and for some model years, the sensor switch is located in the L.H. seat, and for others, it is located in the R.H. seat. For yet another model year, both seats may contain the switches. This point may be considered moot anyway, as no complete seat assemblies are available at the time of writing. However, we do not rule out the possibility that we may be able to supply complete seat assemblies at some future date. Nonetheless, we are listing only one part number for each separate seat based upon the colour of the seat and the side of the car to which it may be fitted. Each of these, now theoretical, seats may be assumed to contain a seat sensor switch which may be used or not used according to the requirements of the specific models to which a replacement seat is to be fitted.

GJ1		<b>COMPLETE SEAT ASSEMBLIES, L.H., without head-restraints,</b> fitted after comm. no. CF1/CR1	
	919011	<b>Seat Assembly,</b> black, vinyl trim, L.H.	1
	923023	<b>Seat Assembly,</b> new tan (peanut brittle), vinyl trim, L.H.	1
	919014	<b>Seat Assembly,</b> beige (light mottled tan), vinyl trim, L.H.	1
	919023	<b>Seat Assembly,</b> chestnut (dark reddish brown), vinyl trim, L.H.	1
	919027	<b>Seat Assembly,</b> shadow blue, vinyl trim, L.H.	1
		<b>COMPLETE SEAT ASSEMBLIES, R.H., without head-restraints,</b> fitted after commission no. CF/CR1	
	919021	<b>Seat Assembly,</b> black, vinyl trim, R.H.	1
	923033	<b>Seat Assembly,</b> new tan (peanut brittle), vinyl trim, R.H.	1
	919024	<b>Seat Assembly,</b> beige (light mottled tan), vinyl trim, R.H.	1
	919033	<b>Seat Assembly,</b> chestnut (dark reddish brown), vinyl trim, R.H.	1
	919037	<b>Seat Assembly,</b> shadow blue, vinyl trim, R.H.	1

Plate No.	Part No.	Description	No. Off
-----------	----------	-------------	---------

		<b>COMPLETE SEAT ASSEMBLIES, L.H., with head-restraints,</b> fitted after comm. no. CF/CR1	
	918951	<b>Seat Assembly,</b> black, vinyl trim, L.H.	1
	922963	<b>Seat Assembly,</b> new tan (peanut brittle), vinyl trim, L.H.	1
	918954	<b>Seat Assembly,</b> beige (light mottled tan) vinyl trim, L.H.	1
	918953	<b>Seat Assembly,</b> chestnut (dark reddish brown), vinyl trim, L.H.	1
	918957	<b>Seat Assembly,</b> shadow blue, vinyl trim, L.H.	1
		<b>COMPLETE SEAT ASSEMBLIES, R.H., with head-restraints,</b> fitted after comm. no. CF/CR1	
	918961	<b>Seat Assembly,</b> black, vinyl trim, R.H.	1
	922973	<b>Seat Assembly,</b> new tan (peanut brittle), vinyl trim, R.H.	1
	918964	<b>Seat Assembly,</b> beige (light mottled tan), vinyl trim, R.H.	1
	918963	<b>Seat Assembly,</b> chestnut (dark reddish brown), vinyl trim, R.H.	1
	918967	<b>Seat Assembly,</b> shadow blue, vinyl trim, R.H.	1
		<b>SEAT-SLIDE DETAILS</b>	
		<b>SEAT-SLIDE ASSEMBLY, L.H.</b>	1
		<b>SEAT-SLIDE ASSEMBLY, R.H.</b>	1
		<b>Cover,</b> rubber, adjustment handle	2
		<b>HARDWARE,</b> securing catch plates to seat slides	
		<b>Screw,</b> set	4
		<b>Washer,</b> lock	4
		<b>Washer,</b> plain	4
		<b>HARDWARE KIT,</b> securing seat slides to floors of body shells and to seats	1
		<b>HARDWARE,</b> securing seat slides to floors of body shell	
		<b>Screw,</b> set	8
		<b>Washer,</b> lock	8
		<b>Washer,</b> plain	8
		<b>Washer,</b> plain, spacing, between seat slides and floors	8
		<b>HARDWARE,</b> securing seat slides to seats <sup>1</sup>	
		<b>Screw,</b> set	4
		<b>Washer,</b> plain	8
		<b>Nut,</b> nyloc	4

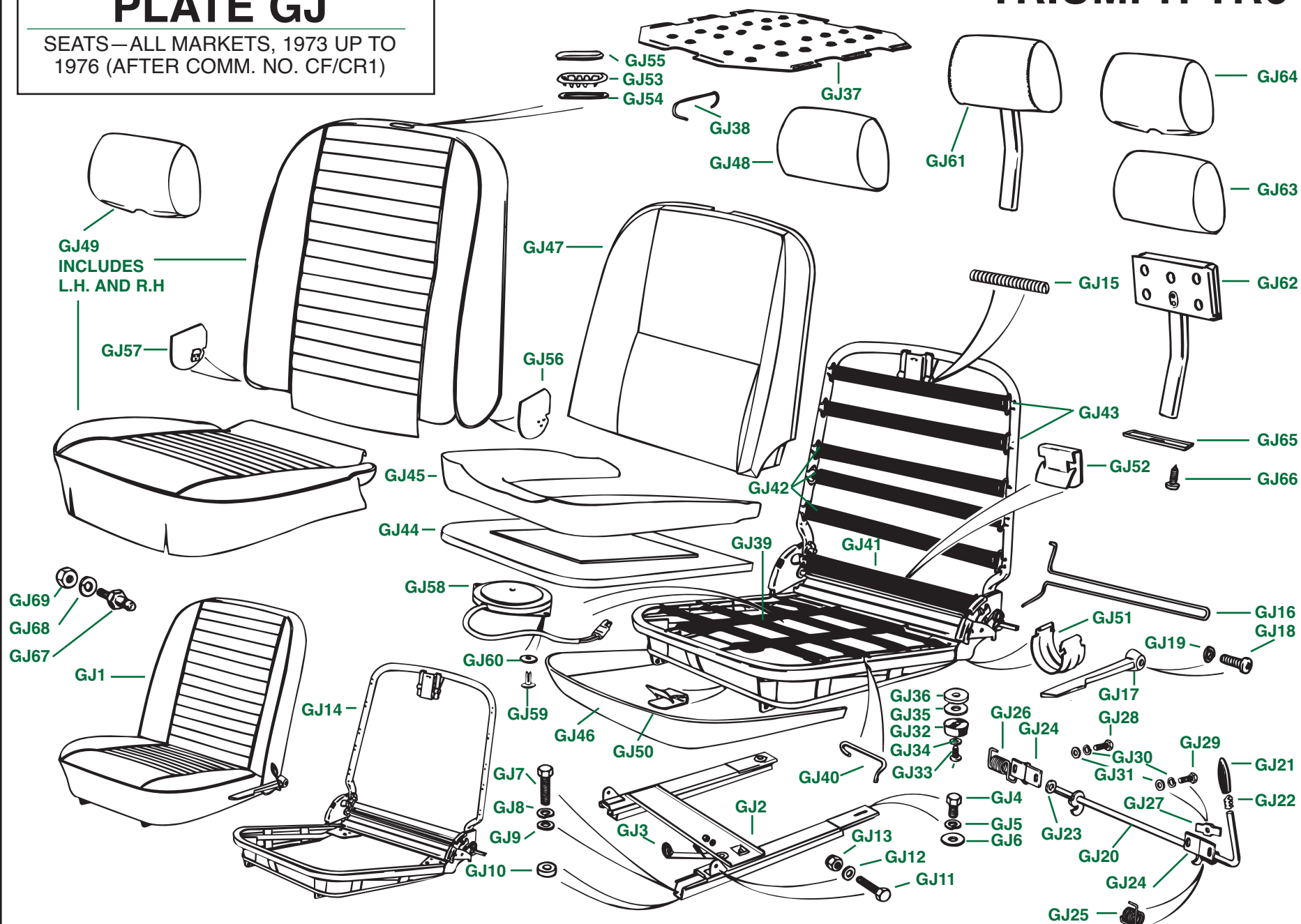
(Continued on next page.)



# PLATE GJ

SEATS—ALL MARKETS, 1973 UP TO  
1976 (AFTER COMM. NO. CF/CR1)

## TRIUMPH TR6



# SEATS—ALL MARKETS, 1973 UP TO 1976 (AFTER COMM. NO. CF/CR1)

Plate No.	Part No.	Description	No. Off
<b>COMPONENTS FOR SEAT REBUILDING</b>			
<b>SEAT-FRAME DETAILS</b>			
GJ14	917593	<b>Frame Assembly</b> , seat, L.H.	1
	917594	<b>Frame Assembly</b> , seat, R.H.	1
GJ15	CZA4713	<b>Spring</b> , fitted in head-restraint bracket, up to 1975 approx.	2
		<b>Linen Tape</b> , black, 1-inch by 8-inches, retaining springs (You can use duct tape.)	2
	ZKC1271	<b>Friction Roller</b> , fitted in head-restraint bracket, after 1974 approx.	2
GJ16	576161	<b>Torsion Bar</b> , seat back return, L.H.	1
	576162	<b>Torsion Bar</b> , seat back return, R.H.	1
GJ17	617063	<b>Handle</b> , angle control, seat back	2
		<b>HARDWARE</b> , securing handles to seat-angle control shafts	
GJ18	508194	<b>Screw</b>	2
GJ19	WL205	<b>Washer</b> , lock	2
<b>SAFETY-CATCH DETAILS</b>			
GJ20	720164	<b>Control Rod</b> , safety catch, L.H.	1
	720165	<b>Control Rod</b> , safety catch, R.H.	1
GJ21	621458	<b>Knob</b> , control rod	2
GJ22	621776	<b>Clip</b> , retaining knobs	2
GJ23	503661	<b>Washer</b> , plain between control rods and pivot brackets	4
GJ24	621960	<b>Bracket Assembly</b> , pivot, control rods	4
GJ25	621981	<b>Spring</b> , return, control rod, L.H.	2
GJ26	621982	<b>Spring</b> , return, control rod, R.H.	2
GJ27	629588	<b>Stop Plate</b> , safety catch, two each fitted under one bracket-mounting screw on each seat to limit travel of control rods	4
		<b>HARDWARE</b> , securing pivot brackets and stop plates to seat frames	
GJ28	506731	<b>Screw</b> , set, securing pivot brackets	6
GJ29	509141	<b>Screw</b> , set, securing pivot brackets and stop plates	2
		<b>Washer</b> , lock	8
GJ30	505307	<b>Washer</b> , plain	8
GJ31	508875		
GJ32	621515	<b>Buffer</b> , rubber, between seat frames and seat rails	4
		<b>HARDWARE</b> , securing buffers to seat frames	
GJ33	509141	<b>Screw</b> , set	4
GJ34	503923	<b>Washer</b> , plain, under heads of screws	4
GJ35	WP120	<b>Washer</b> , plain, between buffers and seat frames	4
GJ36	WP122	<b>Washer</b> , plain, between buffers and seat frames	4

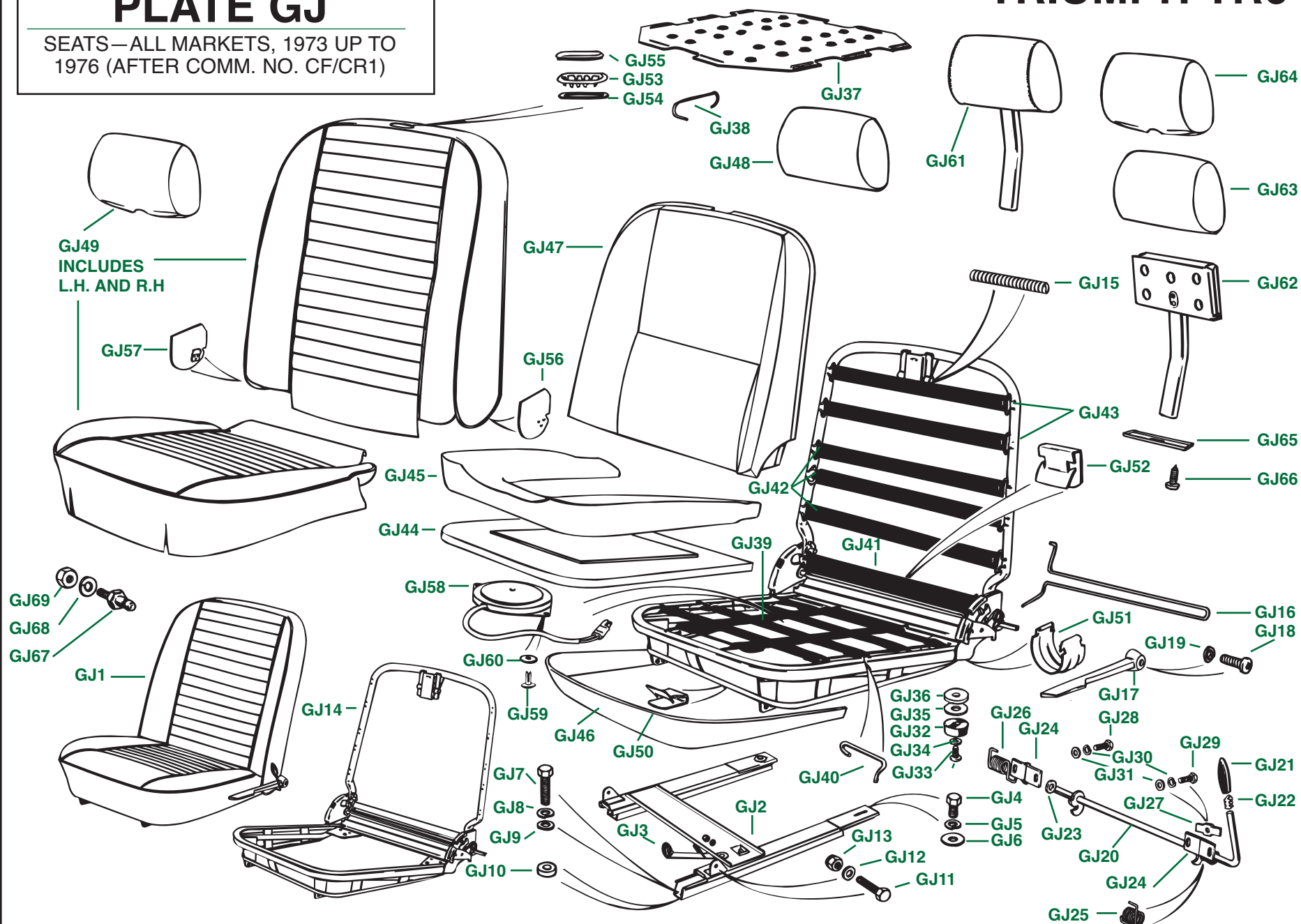
Plate No.	Part No.	Description	No. Off
<b>COMPONENTS FOR SEAT REBUILDING—Continued</b>			
<b>RUBBER SEAT SUSPENSION DETAILS</b>			
GJ37	612251	<b>DIAPHRAGM</b> , rubber, seat bottom, fitted to all but the very latest seats	2
GJ38	612261	<b>Hook</b> , securing rubber diaphragms to seat frames	20
GJ39	SLP139	<b>WEBBING ASSEMBLY</b> , seat bottom, fitted only to the very latest seats	2
GJ40	SLP140	<b>Hook</b> , securing webbing assemblies to seat frames	24
	RFK540	<b>STRAP KIT</b> , seat back	2
GJ41	816901	<b>Strap Assembly</b> , seat back, lower	2
GJ42	816804	<b>Strap Assembly</b> , seat back, intermediate	6
GJ43	816801	<b>Strap Assembly</b> , seat back, upper	4
	SFK63	<b>SEAT FOAM KIT</b> , including a full set of foam components for both seats	1
GJ44	821497	<b>Pad Assembly</b> , seat bottom cushion	2
GJ45	821496	<b>Edge Roll</b> , seat bottom cushion	2
GJ46	920060	<b>Pad</b> , border, seat bottom cushion	2
GJ47	917567	<b>Pad Assembly</b> , seat back, L.H.	1
	917568	<b>Pad Assembly</b> , seat back, R.H.	1
GJ48	722937	<b>Pad Assembly</b> , head-restraint	2
<b>SEAT REUPHOLSTERY KITS</b> , including seat bottom, seat back, and head-restraint cover assemblies for both seats			
GJ49	SRK63/BLK	<b>Seat Reupholstery Kit</b> , black	1
	SRK63/NTN	<b>Seat Reupholstery Kit</b> , new tan (peanut brittle)	1
	SRK63/BGE	<b>Seat Reupholstery Kit</b> , beige (light mottled tan)	1
	SRK63/CNT	<b>Seat Reupholstery Kit</b> , chestnut (dark reddish brown)	1
	SRK63/BLU	<b>Seat Reupholstery Kit</b> , shadow blue	1
	RFK541	<b>HARDWARE KIT</b> , for use in installing seat reupholstery kit	1
GJ50	608817	<b>Clip</b> , trim, securing border of seat cushion cover to seat frame	14
GJ51	608862	<b>Clip</b> , tubular, securing rear edge of seat cushion border and lower skirt of seat back cover to seat frame	4
GJ52	608817	<b>Clip</b> , trim, securing seat-back tensioner strip to seat frame lower crossmember inside seat back	2
	RFK542	<b>HEAD-RESTRAINT BEZEL KIT</b> ; installed on seat reupholstery kit as supplied	1
GJ53	CZA4500	<b>Bezel</b> , head-restraint	2
GJ54	CZA4263	<b>Washer</b> , retaining bezel	2
GJ55	625139	<b>Plug</b> , blanking, head-restraint bezel	2

(Continued on next page.)

# PLATE GJ

SEATS—ALL MARKETS, 1973 UP TO  
1976 (AFTER COMM. NO. CF/CR1)

## TRIUMPH TR6



# SEATS—ALL MARKETS, 1973 UP TO 1976 (AFTER COMM. NO. CF/CR1)

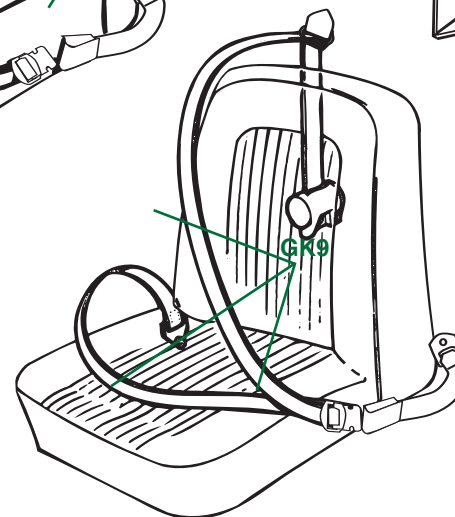
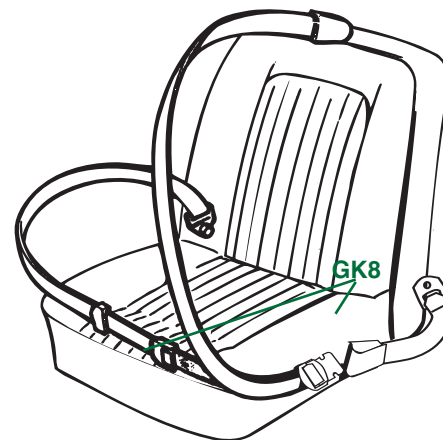
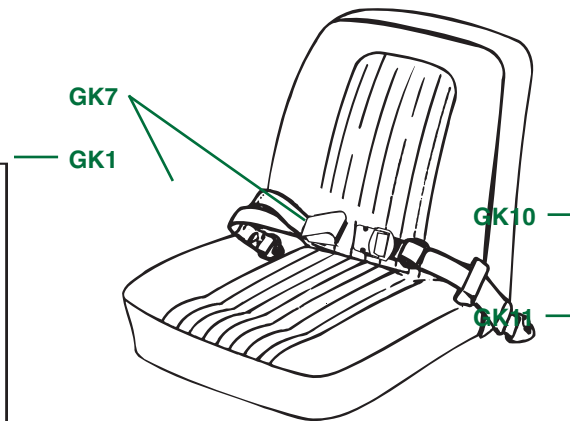
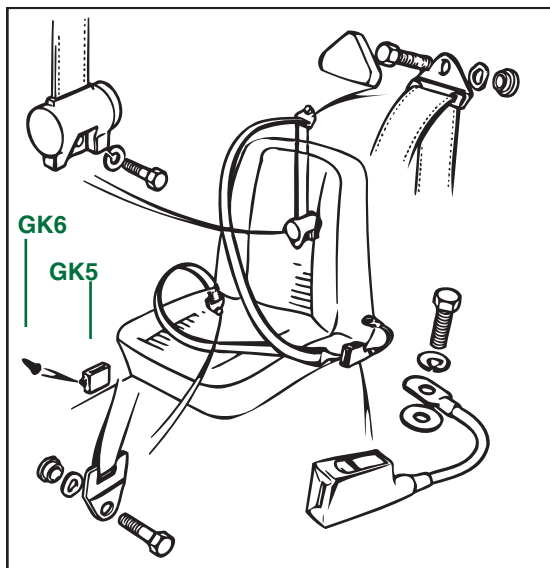
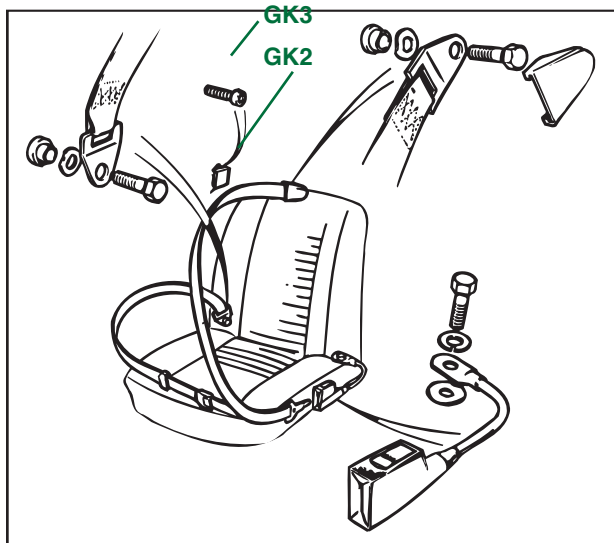
Plate No.	Part No.	Description	No. Off
<b>COMPONENTS FOR SEAT REBUILDING—Continued</b>			
<b>SIDE-STIFFENER BOARDS</b> , fitted to pockets in lower corners of sides of seat-back outer cover assemblies			
GJ56	625213	<b>STIFFENER BOARD ASSEMBLY</b> , L.H.	2
	625215	<b>Board</b> , stiffener, L.H.	2
	617211	<b>Bracket</b> , retaining	2
	RB5505	<b>Rivet</b> , securing retaining brackets to stiffening boards	6
GJ57	625214	<b>STIFFENER BOARD ASSEMBLY</b> , R.H.	2
	625216	<b>Board</b> , stiffener, R.H.	2
	617211	<b>Bracket</b> , retaining	2
	RB5505	<b>Rivet</b> , securing retaining brackets to stiffening boards	6
<b>SEAT SENSOR SWITCH DETAILS</b>			
GJ58	158534	<b>Switch</b> , seat sensor	2
<b>HARDWARE</b> , securing sensor switches to seat diaphragms			
GJ59	RF5208	<b>Rivet</b>	4
GJ60	WP109	<b>Washer</b> , plain	4

Plate No.	Part No.	Description	No. Off
<b>COMPONENTS FOR SEAT REBUILDING—Continued</b>			
<b>HEAD-RESTRAINT DETAILS</b>			
GJ61	919071	<b>HEAD-RESTRAINT ASSEMBLY</b> , black	2
	923083	<b>HEAD-RESTRAINT ASSEMBLY</b> , new tan (peanut brittle)	2
	919074	<b>HEAD-RESTRAINT ASSEMBLY</b> , beige (light mottled tan)	2
	919073	<b>HEAD-RESTRAINT ASSEMBLY</b> , chestnut (dark reddish brown)	2
	919077	<b>HEAD-RESTRAINT ASSEMBLY</b> , shadow blue	2
GJ62	725972	<b>Frame Assembly</b> , head-restraint	2
GJ63	722937	<b>Pad Assembly</b> , foam, inner, headrest	2
<b>SEWN COVERS</b>			
GJ64	727651	<b>Cover</b> , head-restraint, black	2
	727673	<b>Cover</b> , head-restraint, new tan (peanut brittle)	2
	727654	<b>Cover</b> , head-restraint, beige (light mottled tan)	2
	727653	<b>Cover</b> , head-restraint, chestnut (dark reddish brown)	2
	727657	<b>Cover</b> , head-restraint, shadow blue	2
<b>TRIMMED FINISHERS</b>			
GJ65	625191	<b>Finisher</b> , head-restraint, black	2
	633053	<b>Finisher</b> , head-restraint, new tan (peanut brittle)	2
	625194	<b>Finisher</b> , head-restraint, beige light mottled tan)	2
	625193	<b>Finisher</b> , head-restraint, chestnut (dark reddish brown)	2
	625197	<b>Finisher</b> , head-restraint, shadow blue	2
GJ66	YZ3164	<b>Screw</b> , securing finishers to head-restraint frame assembly	4
<b>ATTACHMENT DETAILS</b> , tonneau cover strap to tunnel side of passenger's seat bottom			
GJ67	552669	<b>Stud</b> , lift-the-dot snap	1
GJ68	HN2005	<b>Nut</b> , securing snap stud to seat frame	1
GJ69	WL205	<b>Washer</b> , lock securing nut	1

# PLATE GK

SAFETY BELTS

TRIUMPH TR6





# SAFETY BELTS

Plate No.	Part No.	Description	No. Off																								
<p><b>Please Note:</b> Original-equipment seat belts have been discontinued in all cases, and manufacturers either no longer exist or do not manufacture belts of the type used on TR6 models. For scholars, we are making our listings of original parts as complete as possible. In years past, we had attempted to manufacture, through British Motor Heritage, model-specific seat belt kits. Regrettably, this project proved to be unfeasible for Heritage, and we must content ourselves with supplying and using aftermarket belts which have D.O.T. approval and which fit the character of our cars. Thankfully, such belts are readily available...</p> <p><b>ORIGINAL SEAT BELT KITS</b>, earliest applications; no illustrations are available, but photos may exist in factory sales brochures</p>																											
	712600	<b>Seat Belt Kit</b> , static type, earliest listing	1																								
	719918	<b>Seat Belt Kit</b> , static type, later than previous listing	1																								
	576140	<b>Seat Belt Kit</b> , automatic	1																								
	719948	<b>Seat Belt Kit</b> , reel type; probably nearly identical to part no. ZKC3303 listed below	2																								
<p><b>ORIGINAL SEAT BELT KITS</b>, later listings</p>																											
GK1	ZKC1667	<b>Seat Belt Kit</b> , static type; all mounting hardware included	2																								
GK2	YKC1343	<b>Parking Device</b>	2																								
GK3	YZ3505	<b>Screw</b> , securing parking device to rear door post	4																								
GK4	ZKC3303	<b>Seat Belt Kit</b> , inertia reel type; all mounting hardware included	2																								
GK5	YKC1343	<b>Parking Device</b>	2																								
GK6	YZ3505	<b>Screw</b> , securing parking device to inner sill panel	4																								
<p><b>REPLACEMENT SEAT BELTS</b>—Currently Available Parts, D.O.T. Approved, see colour list below</p>																											
GK7	TRFSB102	<b>Seat Belt Kit</b> , lap style belts with no shoulder harness; kits come with mounting instructions and hardware	2																								
GK8	TRFSB201	<b>Seat Belt Kit</b> , three-point fixing, static type with shoulder harness; kits come with mounting instructions and hardware	2																								
GK9	TRFSB301	<b>Seat Belt Kit</b> , three-point fixing, inertia reel type with shoulder harness; kits come with mounting instructions and hardware	2																								
<p><b>Colours Available:</b></p> <table> <tr> <th>Colour No.</th><th>Trim Colour</th><th>Colour No.</th><th>Trim Colour</th></tr> <tr> <td>1000</td><td>Black</td><td>4004</td><td>Navy Blue</td></tr> <tr> <td>2006</td><td>Bright Red</td><td>3000</td><td>Light Tan</td></tr> <tr> <td>2007</td><td>Matador Red</td><td>3004</td><td>New Tan, Autumn Leaf</td></tr> <tr> <td>4002</td><td>Shadow Blue</td><td>3005</td><td>Chestnut</td></tr> <tr> <td></td><td></td><td>3008</td><td>Beige, Champagne</td></tr> </table>				Colour No.	Trim Colour	Colour No.	Trim Colour	1000	Black	4004	Navy Blue	2006	Bright Red	3000	Light Tan	2007	Matador Red	3004	New Tan, Autumn Leaf	4002	Shadow Blue	3005	Chestnut			3008	Beige, Champagne
Colour No.	Trim Colour	Colour No.	Trim Colour																								
1000	Black	4004	Navy Blue																								
2006	Bright Red	3000	Light Tan																								
2007	Matador Red	3004	New Tan, Autumn Leaf																								
4002	Shadow Blue	3005	Chestnut																								
		3008	Beige, Champagne																								

Plate No.	Part No.	Description	No. Off
<p><b>SEAT BELT ATTACHMENTS</b>—From Factory Parts Catalogues; hardware was listed separately for early applications and apparently not included in seat belt kits; hardware was not listed separately for later applications and apparently included in the kits...</p> <p><b>HARDWARE</b>, seat belt mountings; eye-bolt type; fitted to earliest TR6 models</p> <p><b>HARDWARE</b>, securing seat belts to lower rear door posts</p>			
GK10	612531	<b>Eye-Bolt</b> , all models except U.S.	2
	626363	<b>Eye-Bolt</b> , U.S. models	2
GK11	WL210	<b>Washer</b> , lock	2
	625571	<b>Grommet</b> , anti-rattle	2
<p><b>HARDWARE</b>, securing belts to floors; inboard side</p>			
GK12	621308	<b>Eye-Bolt</b> , all models except U.S.	2
	626363	<b>Eye-Bolt</b> , U.S. models	2
	625571	<b>Grommet</b> , anti-rattle	2
GK13	WL210	<b>Washer</b> , lock	2
GK14	621292	<b>Washer</b> , plain	2
GK15	621101	<b>Pad</b> , mounting	2
<p><b>HARDWARE</b>, securing belts to rear wheelarches; used with three-point belts</p>			
GK16	621370	<b>Bolt</b> , pivot	2
GK17	621371	<b>Spacer</b>	2
GK18	621374	<b>Washer</b> , waved	2
<p><b>PARKING DETAILS</b></p>			
GK19	725695	<b>Parking Device</b>	2
GK20	YZ3505	<b>Screw</b> , securing parking device	4
<p><b>HARDWARE</b>, seat belt mountings; mid-range three point belts; not inertia reel type</p>			
		<b>HARDWARE</b> , securing belts to lower rear door posts	
	630503	<b>Bolt</b> ,	2
	624707	<b>Spacer</b>	2
	624905	<b>Washer</b> , waved	2
<p><b>HARDWARE</b>, securing belts to floors; inboard side</p>			
	518471	<b>Screw</b> , set	2
	WL210	<b>Washer</b> , lock	2
	WM69	<b>Washer</b> , plain	2
<p><b>HARDWARE</b>, securing belts to rear wheelarches</p>			
	630503	<b>Bolt</b> ,	2
	624908	<b>Washer</b> , plain	2
	624906	<b>Spacer</b>	2
	624905	<b>Washer</b> , waved	2
<p><b>MISCELLANEOUS ITEMS</b></p>			
	624914	<b>Cover</b>	2
	624913	<b>Cap</b>	2
	WN828	<b>Washer</b>	2
	725695	<b>Parking Device</b>	2
	YZ3505	<b>Screw</b> , securing parking device	4