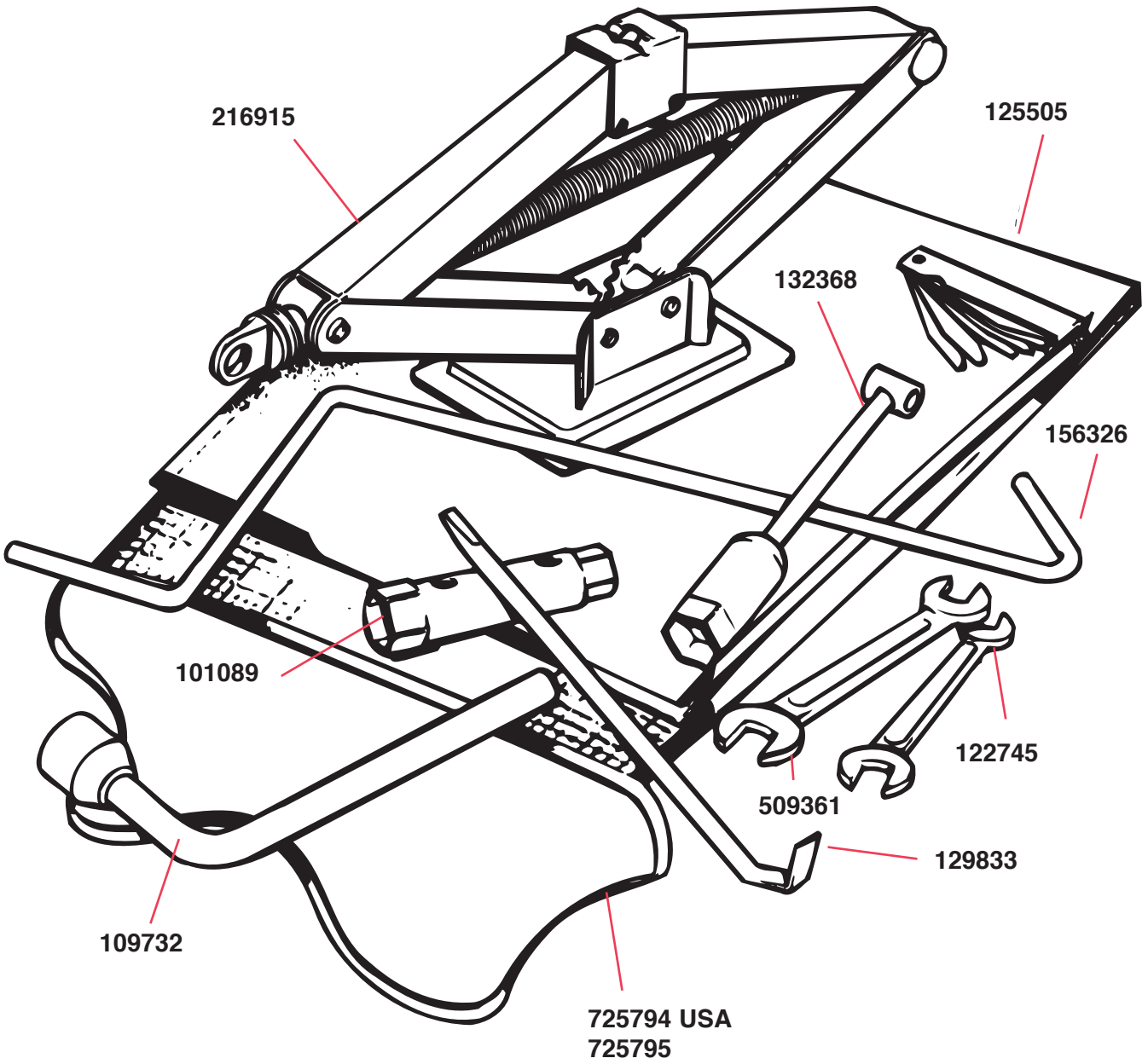
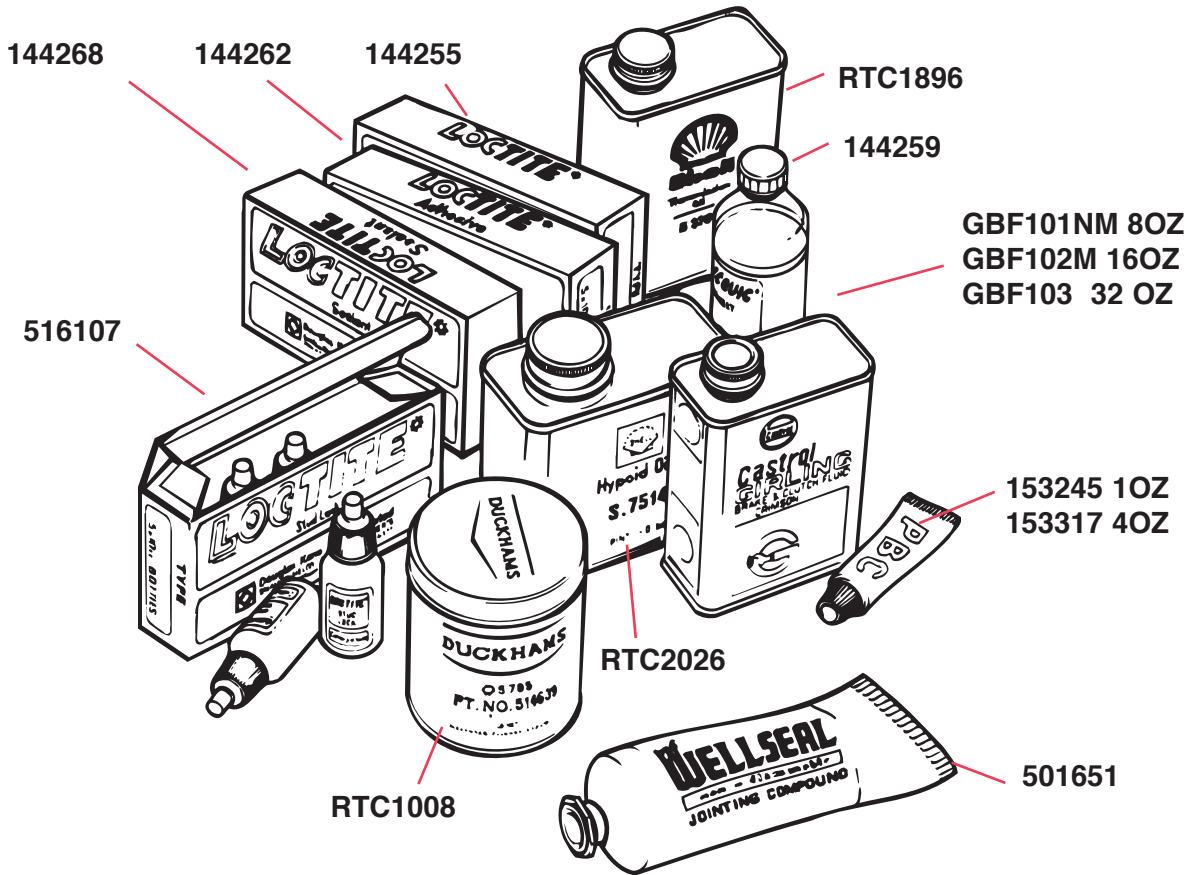


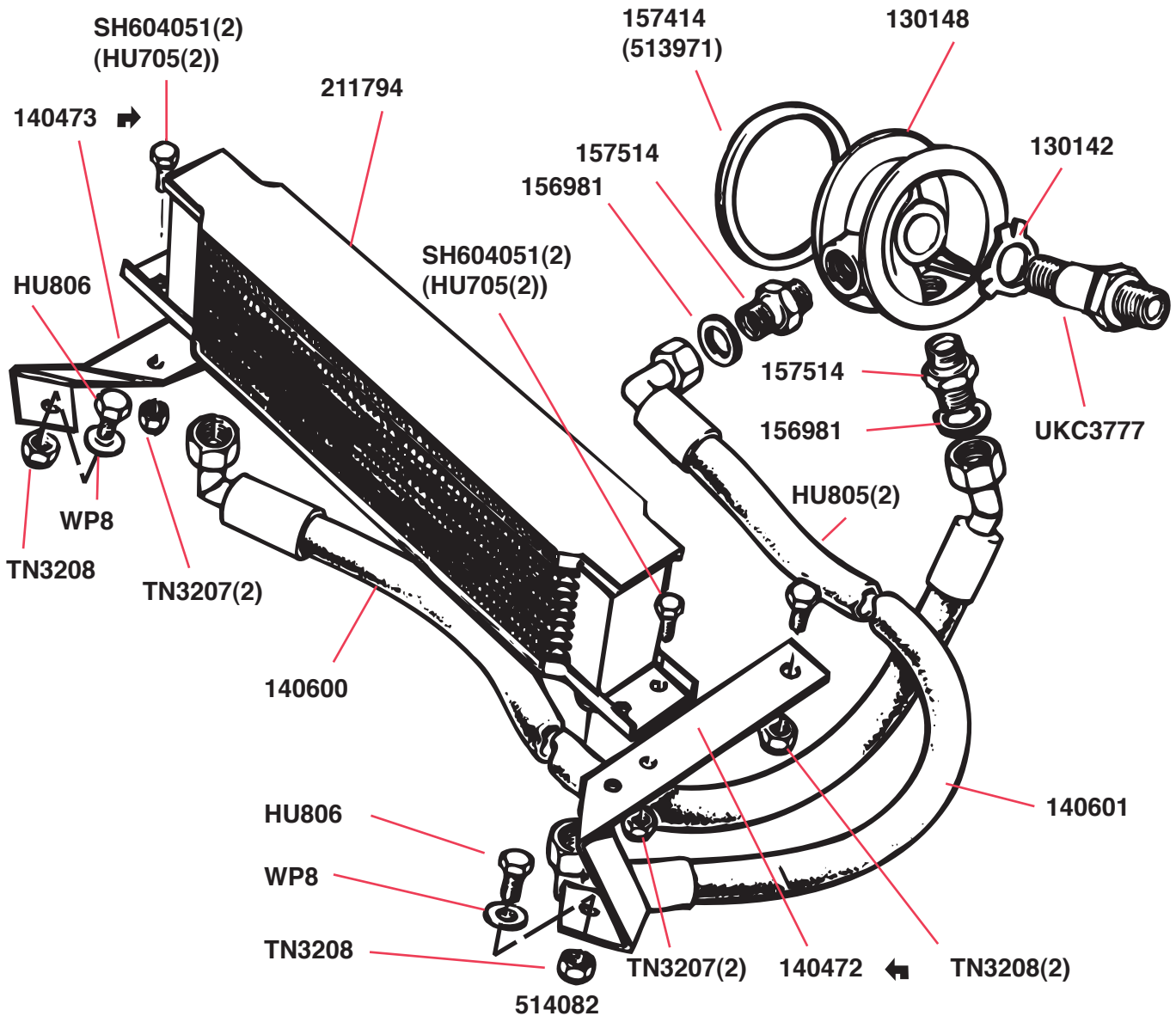
ACCESSORIES—Tools



ACCESSORIES—Lubricants and Sealants



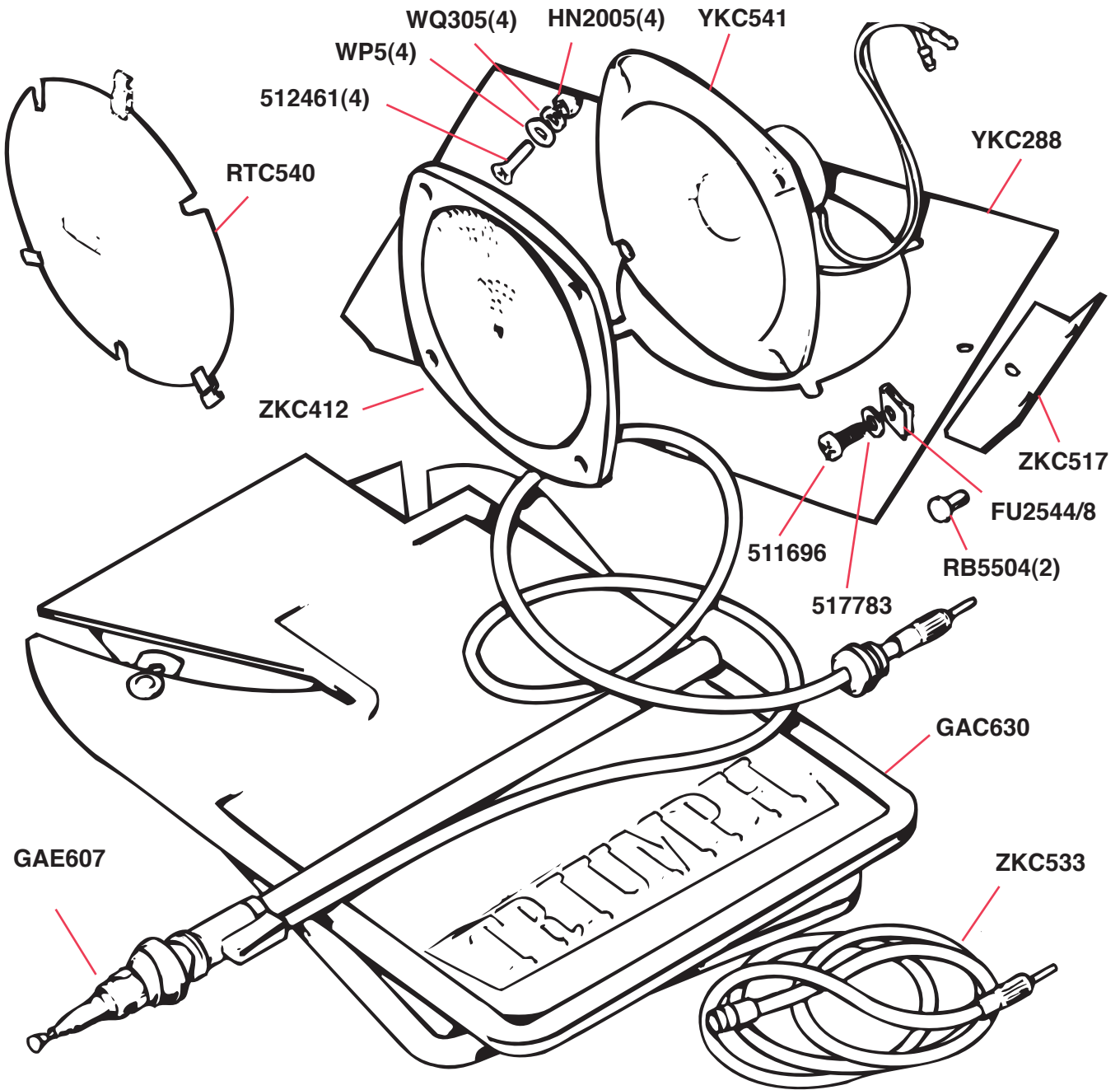
ACCESSORIES—Oil Cooler



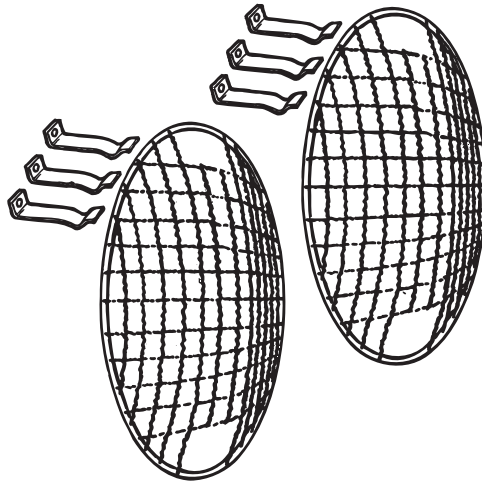
AFTERMARKET OIL COOLER COMPONENTS:

Part No.	Description
TRFEL101	Oil Cooler Radiator, 13-row, for all Triumph models
TRFEL102	Oil Cooler Radiator, 16-row, for race applications or for very hot climates
TRFEL 205	Filter Adaptor and Hose Kit, for all Spitfire models
TRFEL 301	Oil Thermostat, to keep your running too cool;required only in cold climates
TRFEL501	External Oil Feed Kit, Spitfire

ACCESSORIES—Radio Speaker and Antenna, etc.

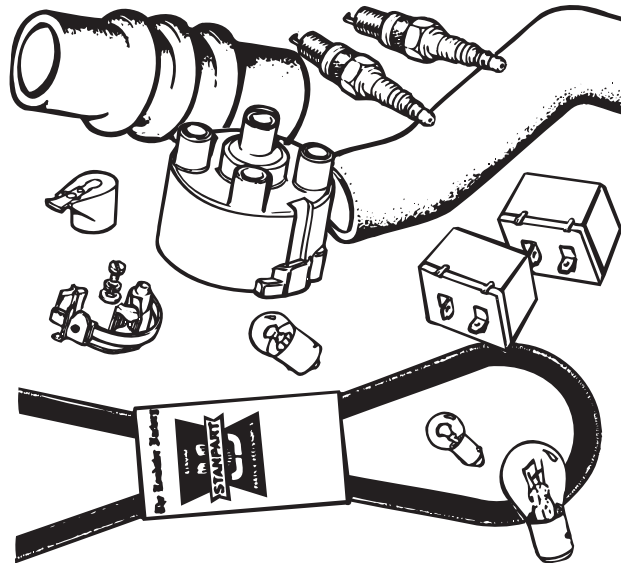


ACCESSORIES—Headlamp Stone Guards



Part No.	Description
HLSG1	Headlamp Stone Guards, snap-on type

ACCESSORIES—Continental Touring Kit



Part No.	Description
RTC2045	Continental Touring Kit , includes an extra fan belt, four radiator and water hoses, points, condenser, rotor arm, distributor cap, two spark plugs, two flasher units, four engine valves, thirteen misc. bulbs, oil pressure sending unit, fuel line hoses, valve cover gasket, assorted gaskets, brake springs, and vacuum line elbow fitting, which may be needed on a long trip which may take you far away from any ready source of parts.

REQUIRED READING FOR TRIUMPH ENTHUSIASTS


- | Part No. | Description |
|----------|---|
| RFP4 | The Triumph TRs: A Collector's Guide , by Graham Robson.
150 pages, 200 illustrations, hard cover. A well-known enthusiast has compiled a history of Triumph sports models from the TR2 prototype through the TR8. Includes production and club information. This has been one of the most popular books on our list. |
| RFP35 | The Illustrated Buyer's Guide , by Richard Newton. 175 pages, 172 illustrations, soft cover. Includes many useful photographs of small details for the restorer, but you'll have to work around inaccuracies of research and "quaint" ideas. |
| RFP25 | The Triumph Spitfire , by Michael Cook. 144 pages, 191 illustrations, soft cover. A great little history of the Triumph Spitfire. Our favorite section includes the author's description of taking delivery of the first Spitfire brought to the U.S. |



RFP4



RFP25



RFP35

ROAD TESTS AND COMPARISONS ON TRIUMPH SPORTS CARS

- | Part No. | Description |
|----------|---|
| | THE "ROAD & TRACK" COLLECTION |
| RFP42 | 1953-1967 collection, soft cover |
| RFP43 | 1967-1974 collection, soft cover |
| RFP44 | 1974-1982 collection, soft cover |
| | BROOKLANDS COMPILATION , (Limited Stock) |
| RFP9 | Triumph Spitfire, 1962-1980 |



RFP42



RFP43

WORKSHOP/REPAIR, OWNERS, AND COMPETITION PREP. MANUALS

- | Part No. | Description |
|-----------|--|
| | WORKSHOP MANUALS |
| RBSPT | Spitfire Mk.3-1500, 1968-1974 , Robert Bentley |
| RBSPT1500 | Spitfire 1500, 1975-1980 , Robert Bentley |
| RFP32 | Spitfire, 1962-1981 , Haynes |
| RFP500 | Haynes Carburettor Workshop Manual , 350 pages, over 550 illustrations, and photos along with step-by-step instructions. Covers Webers, SU, and Zenith Stromberg carbs. |
| 545189/78 | Owner's Manual, 1978 Spitfire 1500 , original |
| | COMPETITION PREPARATION MANUALS |
| RFP15 | Spitfire Mk.1-Mk.4 . 44 pages, illustrated. |
| RFP16 | Spitfire 1500 . 27 pages, illustrated. |



RFP44



RFP9



RFP32



545189/78



RBSPT



RFP500



RFP16

SPECIAL INTEREST PUBLICATIONS


- | Part No. | Description |
|----------|---|
| RFP3 | Service Log Book. designed especially for Triumph owners by TRF. 24 pages, separate section for fuel purchases, service/repair, competition records and personal notes. |
| 502274 | Service Instruction Manual for the Laycock de Normanville Overdrive Unit with Electrical Control. Reprint. All Triumph Sports Car overdrive units. 36 pages, illustrated. |
| RFP53 | Steering Wheel Restoration Handbook, by Jack Turpin. 24 pages, 81 illustrations, soft cover. Step-by-step techniques for restoring cracked and damaged steering wheels. An excellent reference. |
| RFP197 | Original Sales Flyer—1980 Spitfire 1500; a full colour, twelve-page brochure that you would have found in your dealer's showroom in 1980. |
| RFP230 | Vintage Racing British Sports Cars, by Terry Jackson. Forward by Stirling Moss. 205 pages, many historic photographs, soft cover. A wealth of information on Vintage Racing, British cars, and how the two were made for each other! |
| RFP114 | Poster, "Triumph; Fifty Years of Sports Cars", as produced in British Leyland and distributed through the dealers in the 1970's. A giant 25-inch x 38-inch full-colour collector poster! |



RFP3



502274



RFP230



RFP114



RFP197

SPITFIRE LICENSE PLATE

Our own art department designed this stamped aluminium license plate so you can show the world how proud you are of your Spitfire. This one is red, white, and blue, featuring the popular "Bullseye" emblem. We also offer a stamped aluminium "Union Jack" plate and an oval "GB" nationality plate.



LP7



LP2



LP3

Part No.	Description
LP7	License Plate, Spitfire "Bullseye" emblem
LP2	License Plate, "Union Jack" British flag design
LP3	License Plate, "GB" nationality plate, oval

BRITISH FLAG BANDANAS

HAVE 1,001 USES!

Our British flag bandanas are of good quality, 100% cotton, and a full 22 inch by 24 inch size with the flag design silk screened on one side. Use your imagination and think of your own uses for these! In fact, let us know about your most creative ideas!



Part No.	Description
RFN1	Bandana, British flag design, 100% cotton

TRF's EXCLUSIVE ENGLISH KEY FOBS

The Roadster Factory has produced a line of deluxe key fobs for all of the car models in which we deal, including the Spitfire. Our fobs are produced for us by an English company that also makes lovely enamelled badges for major British car makers such as Lotus and Rolls Royce. The emblems are cloisonne enamel on polished metal, and the fobs are top grain black leather. You'll not find a nicer fob!



RFN64



RFN32



RFN23

Part No.	Description
RFN64	Key Fob, Spitfire, "Bullseye" emblem, red and blue on polished metal, black leather fob
RFN32	Key Fob, Triumph "Globe" emblem, a traditional emblem of Triumph, red and light blue on polished metal, black leather fob
RFN23	Key Fob, TRF Pennsylvania logo, red and blue on polished metal, black leather fob

SHOW YOUR COLOURS WITH OUR "USA" AND "GB" DECALS!

It is always in fashion to show your pride in the USA, and in Great Britain, where our favourite cars were manufactured. An easy way to do so is to stick one or more of these decals to your car's bumper, side window, or wherever! The decals are available in U.S. and British flag motifs, and in oval international identification motifs. As an added safety feature, all of the listed decals are printed on white reflective material.



RFN124



RFN125



RFN126



RFN127

Part No.	Description
RFN124	"GB" International Decal, 3 3/4' x 2 1/2" oval, printed in red, blue, and black on reflective white background
RFN125	"USA" International Decal, 3 3/4' x 2 1/2" oval, printed in red, blue, and black on reflective white background
RFN126	U.S. Flag Decal, 4' x 2 1/2" rectangle, printed in red and blue on reflective white background
RFN127	British Flag Decal, 4' x 2 1/2" rectangle, printed in red and blue on reflective white background

"TRIUMPH PARKING ONLY" SIGNS

These large "official-looking" signs are great for your executive parking space, or your parking space on the street next your house. Check the local regulations first though. If not, use them on your garage or on the wall of your room in the frat house.



Part No.	Description
RFN26	Street Sign, "TRIUMPH PARKING ONLY"